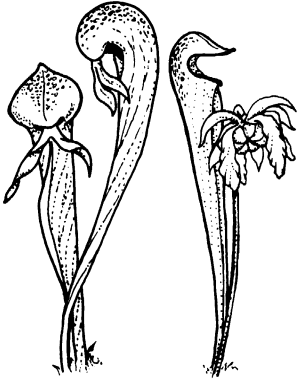


CARNIVOROUS PLANT NEWSLETTER

Journal of the International
Carnivorous Plant Society
www.carnivorousplants.org

Volume 34, Number 1
March 2005



Front Cover: *Heliamphora sarracenioides*. Photograph by Andreas Wistuba. Article on page 4.

Back Cover: *Utricularia* 'Jitka'. Photograph by Miloslav Studnicka. See article on page 27.

Carnivorous Plant Newsletter is dedicated to spreading knowledge and news related to carnivorous plants. Reader contributions are essential for this mission to be successful. Do not hesitate to contact the editors with information about your plants, conservation projects, field trips, or noteworthy events. Contributors should review the "Instructions to Authors" printed in the March issue of each year. Advertisers should contact the editors. Views expressed in this publication are those of the authors, not the editorial staff.

All correspondence regarding dues, address changes and missing issues should be sent to the Membership Coordinator at the ICPS. Do not send such correspondence to the editors. Checks for subscriptions and back issues should be made to the ICPS in US funds. Dues for 2004 are \$25.

ICPS, Inc.
PMB 322
1564-A Fitzgerald Drive
Pinole, CA 94564-2229, USA
icps@carnivorousplants.org

President	Carl Mazur, email: carl@carnivorousplants.org
Vice President	Cindy Slezak, email: cindy@carnivorousplants.org
Treasurer	Richard Myers, email: richard@carnivorousplants.org
Secretary, Seed Bank	John Brittnacher, email: john@carnivorousplants.org , seedbank listed in this issue.
Board Member	Chris Teichreb, email: chris@carnivorousplants.org
Board Member	Steve LaWarre, email: stewel@carnivorousplants.org

Editors:

Barry A. Rice, P.O. Box 72741, Davis, CA 95617, USA, email: barry@carnivorousplants.org
Jan Schlauer, Zwischenstr. 11, D-60594 Frankfurt, Germany, email: jan@carnivorousplants.org
Page Layout: Steve Baker, email: steve@carnivorousplants.org

Date of effective publication of the December 2004 issue of Carnivorous Plant Newsletter: 9 December 2004.

The ICPS is the International Cultivar Registration Authority (ICRA) for cultivated carnivorous plants according to The International Code For The Nomenclature of Cultivated Plants. Send relevant correspondence to the ICPS, Inc.

PUBLISHER: ICPS, Inc., Pinole, California. Published quarterly with one volume annually. Desktop Publishing: Steve Baker, 5612 Creek Point Drive, Hickory, NC 28601. Printer: Kandid Litho. Logo and masthead art: Paul Milauskas. Dues: \$25.00 annually. © 2005 Carnivorous Plant Newsletter. All rights reserved. ISSN #0190-9215.

THE BEHAVIOUR OF *DROSERA ROTUNDIFOLIA* L. (DROSERACEAE)

TRAPPING LEAVES IN NATURAL HABITATS

P.A. VOLKOVA • 119526, Prospect Vernadskogo St. • 95-3-123 • Moscow • Russia • avolkov@orc.ru

A.B. SHIPUNOV • Section of Molecular Systematics • Jodrell Laboratory • Royal Botanic Gardens, Kew • Richmond, Surrey • TW9 3DS, U.K. • a.shipunov@rbgkew.org.uk

Keywords: Field studies: *Drosera rotundifolia*, Russia – carnivory: *Drosera rotundifolia*.

Introduction

The role of carnivory in plants can vary in different plant communities and also from the availability of different nutrients in the soil (Kraft & Handel, 1991). According to Dore & Maham (1969) and Small *et al.* (1977), carnivory is more or less facultative for *Drosera* species. Furthermore, the influence of carnivory is weak for plants in the natural habitat (Stewart & Nilsen, 1992).

The behaviour of trapping leaves of *Drosera* species was first studied in artificial conditions more than a hundred years ago (Darwin, 1875; also Hooker, 1916). The leaves of most *Drosera* species have short tentacles in the central part of the leaf blade and long marginal tentacles on its periphery. In particularly active species such as *Drosera rotundifolia*, when future prey provide sufficient stimulation to the leaf blade, all tentacles bend inwards and cover the prey with an enzyme-containing slime. Upon stimulation by the prey, there is a (1) rapid movement of tentacles in the first 10-30 seconds after touching and (2) slow movement by tentacles that were not at first in contact with prey. This slow movement is observed within several hours after initial contact (Hooker, 1916; Bopp & Weber, 1981). Juniper *et al.* (1989) state that sundews secrete slime just as the prey is captured. The most intensive slime secretion in *D. rotundifolia* occurs on the second day after prey capture (Muravnik, 2002). After slime secretion, the edge of the leaf blade slowly bends and covers the captured prey. When the digestion process has ended, the leaf blade unwraps, the tentacles straighten and the slime dries (Hooker, 1916).

Secretion activity of the tentacles of *Drosera* is highest when the relative air humidity is high and light intensity is low (Gomez, 1998; Volkova *et al.*, 2001; Volkova, 2002b; Volkova *et al.*, 2003), showing that the behaviour of at least these carnivorous plant traps depends not only on the number and condition of the captured animals. Ostashova (2002) found that the leaves of *D. rotundifolia* move rhythmically independent of prey trapping. In the north of Karelia plants were observed in which the period of such movement was equal to 15 hours and in Vologda region (Middle Russia) plants exhibited a movement period of 12 hours.

Unfortunately, most observations on *Drosera* leaf-trapping behaviour were made in laboratories. This fact does not allow for the natural fluctuations in the number of available prey and the influence of weather factors on the leaf-trapping behaviour to be taken into account. Previously we investigated different aspects of *D. rotundifolia* biology in natural habitats (Volkova *et al.*, 2001; Volkova, 2002a; Volkova, 2002b; Volkova & Shipunov, 2002; Volkova *et al.*, 2002; Volkova *et al.*, 2003). The main goal of the current paper is to investigate the influence of weather conditions and captured prey on the leaf-trapping behaviour of *D. rotundifolia* in the natural habitat.

Materials and Methods

We observed two *D. rotundifolia* plants in Loukhi district of North Karelia, cape Ivanov Navolok (66° 20'N, 33° 20'E) on 25-27 of July 2000 (referred to hereafter as "series 1" data), and two *D. rotundifolia* plants in Vyshnevolotsk district of Tver' region (middle Russia), on the western shore of the Ol'shevo lake (58° 15' N, 34° 30'E) on 20-23 of June 2002 (referred to here-

after as “series 2” data). The daylight duration on 29 July for the series 1 data was lasted 19 h 17 min, and on 29 June for series 2 it was 18 h 17 min (these data are from astronomical software “XEphem”, Downey, 2000).

The plants were selected randomly from a typical population that occurred in a typical habitat (wet *Sphagnum* bogs). Continuous, non-manipulative observations on each pair of investigated plants lasted 72 hours in natural, undisturbed conditions. The two plants in the series 1 data had 5 and 4 leaves, while the two plants in the series 2 data had 3 and 4 leaves. For each set of observations we estimated (a) the shape of the leaf blade, (b) the degree of slime secretion, (c) bending percentage, i.e. percentage of curved margin tentacles (see Table 1) and (d) the number of captured prey for each of sixteen leaves chosen for the study. The observations were made every 40 minutes in series 1, and every 30 minutes in series 2, during the entire observation period. In the series 2 data we also measured atmospheric pressure every two hours, air temperature and relative air humidity using Assman’s aspiration psychrometer.

Points	Degree of Leaf Secretion (“wet”)	Leaf Blade Shape (“shape”)	Degree of Tentacle Bending (“tent”)
0	poor (the leaf blade is almost dry)	—not used—	No or few bent tentacles
1	medium	almost flat	The minority of tentacles are bent
2	high (droplets well formed)	flexed	Approximately half the tentacles are bent
3	—not used—	bent	The majority of tentacles are bent
4	—not used—	—not used—	Almost all tentacles are bent

Leaf behaviour for each plant was similar (see below), so for each plant in the study, the “average leaf shape,” “average degree of secretion,” and “average bending percentage” were calculated as the average of the characteristics for all leaves of each plant during one observation. We calculated non-parametric Spearman correlation coefficients to demonstrate a connection between investigated leaf characteristics, weather conditions and number of captured animals (see Table 2, 4). For calculations we used STATISTICA (tm) software (StatSoft, Inc., 1999).

Correlating Characteristics	Correlation Coefficient
tent1 av & tent2 av	0.59
wet2 av & tent2 av	-0.54
tent1 av & wet2 av	-0.33
wet2 av & shape2 av	-0.25

The Behaviour of Trapping Leaves

In the series 1 observations, reactions in the bending percentage of the leaf blades were not observed in the first hour after capture, but did become evident after 2-3 hours (Table 3). No changes were noticed in the degree of secretion in response to the caught prey. Leaf shape was significantly changed after capture in only two leaves (~22% of the sample).

The condition of leaf blades changed frequently whether or not prey were present. Leaf blades periodically dried when the prey on them had not yet been digested. Tentacles at the margin of 50% of the leaf blades containing prey that was freshly caught, but that had not yet been digested, were not bent; at the same time 25% of these leaf blades remained uncurved. Hence, there was no significant relationship between the different leaf blade characteristics (Figures 1-3, Table 2). For all the leaves of each plant the degree of secretion, the leaf shape and the per-

Leaf Blade Characteristic	Change after prey came to the leaf blade			Change with no prey	Change with constant number of animals	Previously undocumented leaf behaviour
	< 1 h	1-2 h	3 h			
Secretion	0%	0%	17%	67%	63%	88%
Shape	0%	17%	17%	83%	100%	25%
Bending	0%	50%	50%	100%	75%	50%

centage of bending were related ($R=0.4-0.7$; $p<0.05$) to averaged leaf characteristics. Consequently, the average characteristics of the leaf blade can be used to describe the common tendencies of the leaf behaviour of any given plant. Moreover, the changes of different characteristics of the leaf blade in different plants were also correlated.

In the series 2 observations, approximately half of the investigated leaves reacted to captured animals less than one hour after its capturing (Table 5). In this time period, 40% of leaves moistened their leaf blades, 50% curved their leaf blades, and 70% increased the degree of tentacle bending. Of the comparatively few plants that did not change their leaf conditions less than one hour after prey capture, almost all did so after 2-3 hours. The degree of secretion and the shape of leaf of 60-70% of the leaves depended directly on the number of caught prey, whereas all leaves without captured prey changed their characteristics in a way that did not have a clear period. Such behaviour was noticed for the majority (70-80%) of investigated leaves when a constant number of recently caught, as-yet undigested prey was observed. Very often completely different behaviour of leaves with fresh animals was observed than is discussed in the literature. Nearly all investigated leaves did not secrete slime while capturing prey and tentacles at margin in 70% of investigated leaves containing undigested animals were not bent (Table 5).

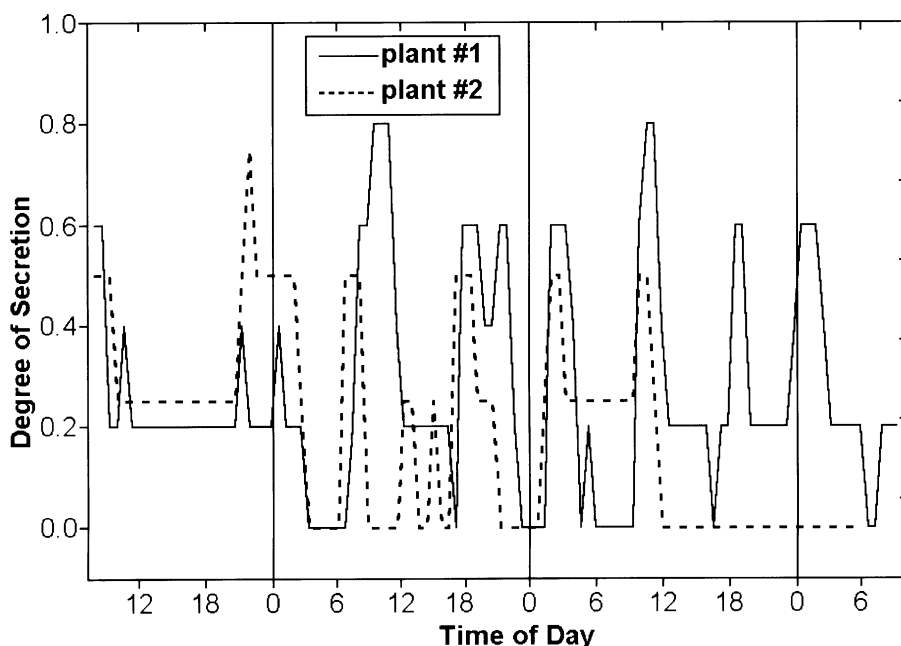


Figure 1: Changes in the degree of secretion for series 1 data. The indices for degree of leaf secretion are described in Table 1. Vertical lines indicate midnight during the series 1 data observations.

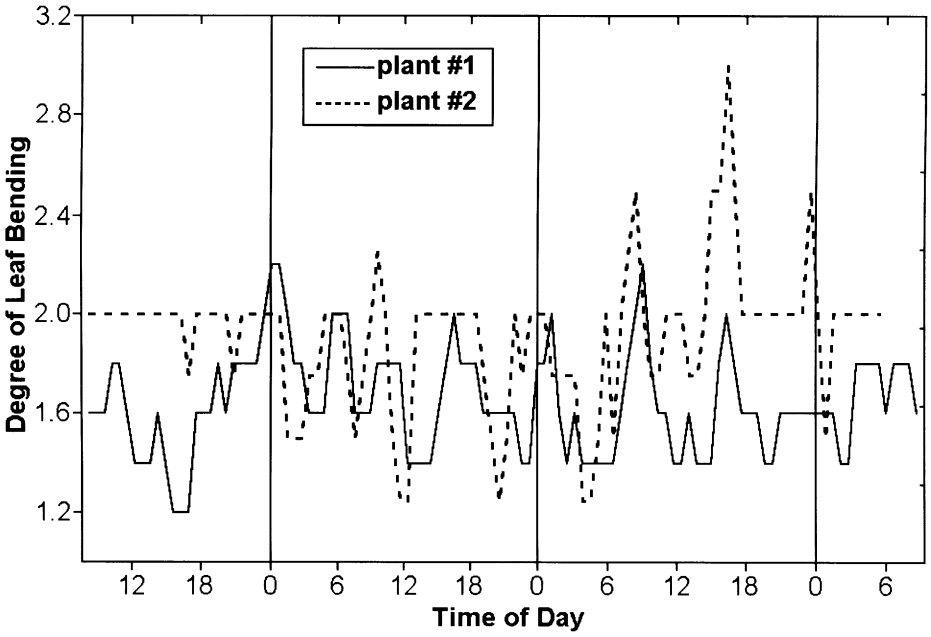


Figure 2: Changes in the shape of the leaf blade for series 1 data. The indices for degree of leaf bending are described in Table 1. Vertical lines indicate midnight during the series 1 data observations.

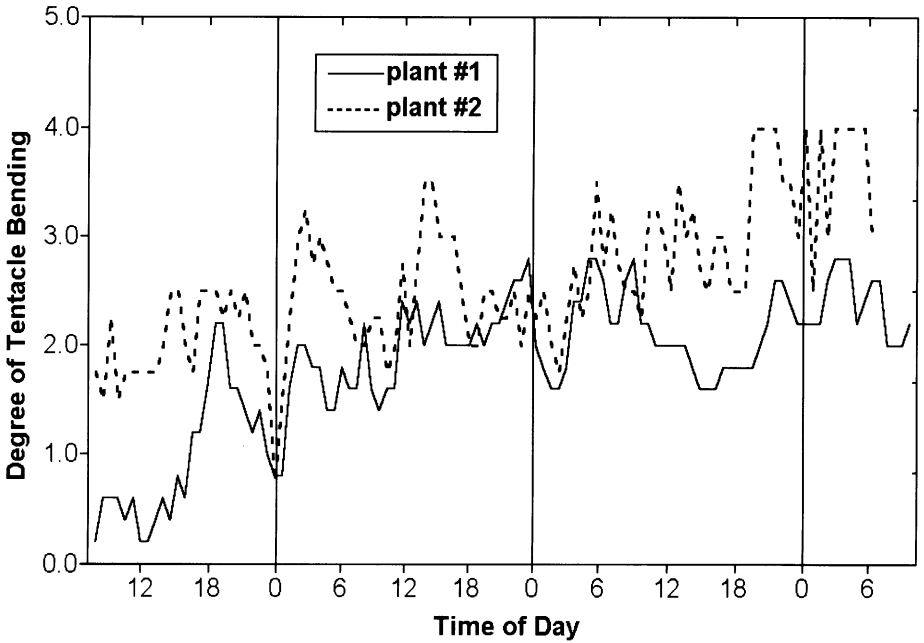


Figure 3: Changes in degree of tentacle bending for series 1 data. The indices for degree of tentacle bending are described in Table 1. Vertical lines indicate midnight during the series 1 data observations.

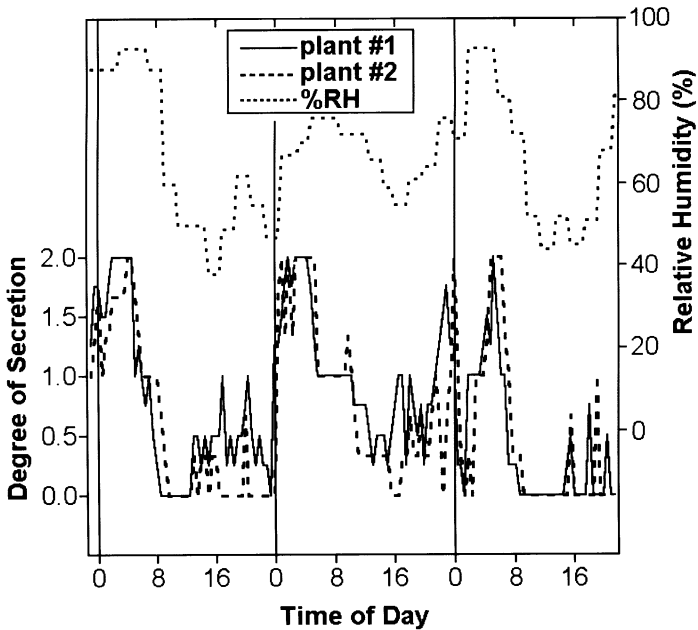


Figure 4: Changes in the degree of secretion for series 2 data. The indices for degree of leaf secretion, measured on the left y-axis, are described in Table 1. The relative air humidity (%RH) is measured on the right y-axis. Vertical lines indicate midnight during the series 2 data observations.

The leaf blade shapes were related to the bending percentage ($R=0.4-0.6$, $p<0.001$; Table 4). No significant relationship between the degree of secretion, leaf shape and bending was observed (Figure 4-6, Table 4). As in the series 1 data, the degree of secretion, leaf shape and bending for each leaf in series 2 was correlated with averaged characteristics ($R=0.7-0.9$, $p<0.05$; Table 4). An interesting observation is the coincidence in leaf behaviour for all of investigated leaves (Figure 4-6, Table 4).

The degree of secretion for all investigated leaves directly depended on the relative air

Table 4. Spearman correlation coefficients between averaged characteristics in series 2 data. (N=144, all significant correlation coefficients are included, abbreviations as in Table 2, including P for atmospheric pressure, RH for relative humidity, and T for ambient air temperature.)			
Correlating Characteristics	Correlation Coefficient	Correlating Characteristics	Correlation Coefficient
wet2 av & wet1 av	0.78	RH & wet2 av	0.61
tent2 av & tent1 av	0.65	T & wet1 av	-0.61
shape2 av & shape1 av	0.64	P & tent1 av	0.56
shape1 av & tent1 av	0.61	P & shape1 av	0.48
tent2 av & shape1 av	0.41	T & wet2 av	-0.46
shape2 av & tent1 av	0.36	P & tent2 av	0.41
shape2 av & tent2 av	0.34	T & shape1 av	0.23
wet2 av & shape2 av	0.24	P & wet2 av	-0.23
shape2 av & wet1 av	0.24	RH & tent2 av	0.20
RH & wet1 av	0.68	P & shape2 av	0.20

Table 5. Leaf behaviour in series 2 data: the percentage of leaves with noticed changes.

Leaf Blade Characteristic	Change after prey came to the leaf blade			Change with no prey	Change with constant number of animals	Previously undocumented leaf behaviour
	< 1 h	1-2 h	3 h			
Secretion	43%	0%	70%	100%	83%	86%
Shape	57%	43%	29%	100%	67%	29%
Bending	71%	29%	29%	100%	83%	71%

humidity ($R=0.5-0.7$, $p=0$; Figure 4, Table 4). In all investigated leaves it was noticed that there was a less positive dependence between bending degree and leaf shape and between leaf shape and the atmospheric pressure ($R=0.2-0.5$, $p<0.05$; Figure 5, 6, Table 4) from another. However, dependence of the captured prey number on the weather conditions was not observed.

The daily average air temperature (17°C) in the observation period remained constant. The air temperature fluctuations daily existed from minimum of 9°C (at 5-6 a.m.) to a maximum of 26°C (2-3 p.m.). No significant influence of air temperature on the leaf blade characteristics was observed. Weak dependence of characteristics of the leaf blade on air temperature, observed for some leaves, are definitely caused by the clear negative relationship between the air temperature and relative humidity.

Discussion

Our observations show that in both our study sites for *Drosera rotundifolia*, different characteristics of the leaf blades that we studied exhibited changes that were independent both from each other, and from the presence of prey. However, the different leaf changes were more correlated in the plants from middle Russia than in those from the arctic region. Moreover, the leaf

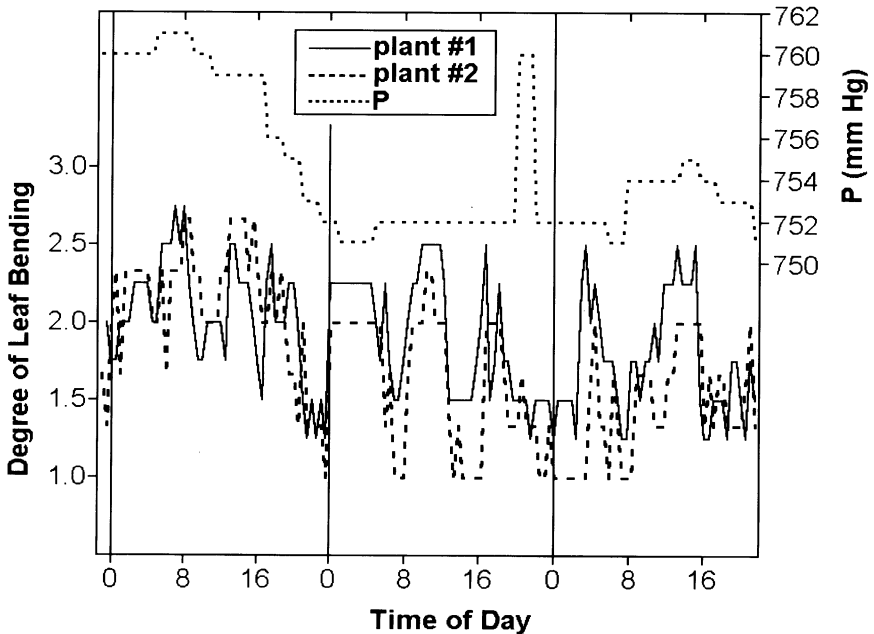


Figure 5: Changes in the shape of the leaf blade for series 2 data. The indices for degree of leaf bending, measured on the left y-axis, are described in Table 1. The atmospheric pressure (in mm Mercury) is measured on the right y-axis. Vertical lines indicate midnight during the series 2 data observations.

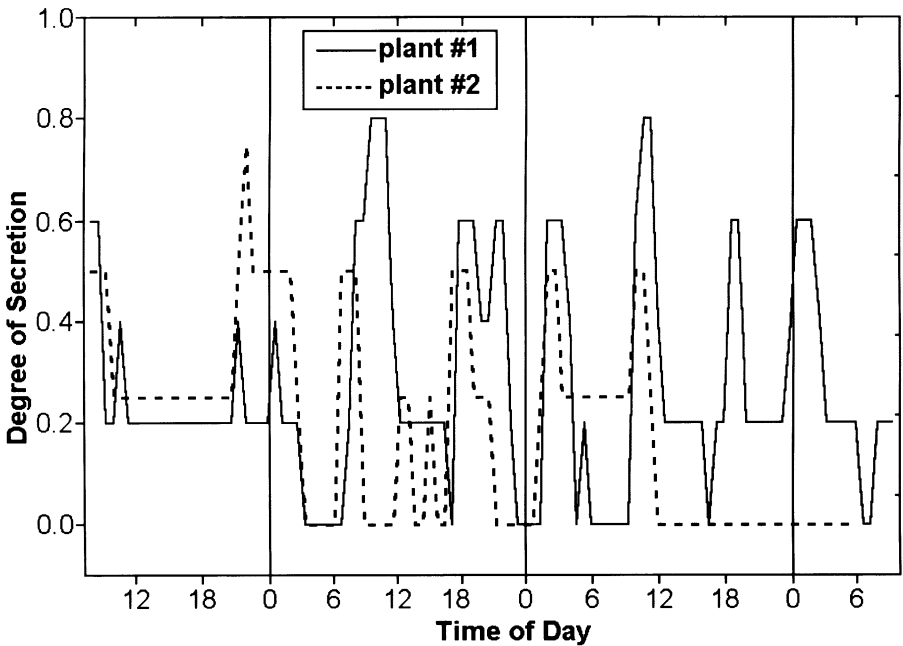


Figure 6: Changes in degree of tentacle bending for series 2 data. The indices for degree of tentacle bending, measured on the left y-axis, are described in Table 1. The atmospheric pressure (in mm Mercury) is measured on the right y-axis. Vertical lines indicate midnight during the series 2 data observations.

reactions to the capturing of prey were more dramatic in the plants from middle Russia. Such differences are probably related to harder habitat conditions expected by *D. rotundifolia* in the Arctic region in comparison with temperate Middle Russia, which could influence negatively the co-ordination of feeding behaviour.

The degree of moistening in the leaf blades for carnivorous plants is at least partially dependent on the relative air humidity. This behavior is not, however, related to cost-benefit models of plant carnivory (Ellison & Gotelli, 2001); while plant carnivory is well-known to be more important in wet habitats than in dry ones (Gomez, 1998; Ellison & Gotelli, 2001; Volkova, *et al.*, 2003), our investigations of the changes in secretion intensity occurred *in situ*, where the humidity and moisture levels were relatively constant.¹ The chemical composition of slime changes in prey capture (Muravnik, 2002) while the amount of the slime produced is practically constant. The relation of leaf-blade shape and tentacle bending to atmospheric pressure was probably caused by the dependence of leaf characteristics on the internal cellular pressure. The laboratory observations on the trapping-leaf behaviour (Darwin, 1875; Hooker, 1916; Muravnik, 2002) could not take into account the influence of weather conditions on the leaf blade conditions, which can exceed the effect of captured prey in natural conditions.

The correlated behaviour of leaf blades from different plants also indirectly shows the absence of dependence between trapping leaves behaviour and prey. This fact was also investigated by field observations of Ostashova (2002).

We propose that the changes of the leaf blade characteristics of *D. rotundifolia* are probably casual and are augmented only by the external factors such as relative air humidity, atmosphere pressure and presence of the prey on the leaf blade. No rhythmic, diurnal motions of the

¹In August 2003 we manually applied prey to leaves of plants in north Karelia. We observed the same leaf reaction under conditions of both very high relative air humidity (frequent rains), and low relative air humidity (dry weather). This observation shows the absence of influence the relative air humidity on interactions between prey and leaf.

leaf blades were observed, contrary to the observations of Ostashova (2002). Thus we can consider that secretion, leaf blade curving and tentacle bending at some time after prey capturing in most cases is a coincidence. This situation is not unique, because the active reaction of traps on the captured animal is not an obligatory attribute of the carnivorous plants. Some *Drosera* species, e.g. *D. binata*, have large leaves that simply cannot change their shape relatively fast. Phylogenetically close *Nepenthes* (Nepenthaceae) species have pitcher-traps that do not capture the prey actively (Ellison & Gotelli, 2001). It is possible that only in *Aldrovanda* and *Dionaea* (Droseraceae) prey capturing and changes in leaf-trapping characteristics are strongly related.

Our data on the absence of clear linkage of leaf-trapping behaviour and presence of captured animals for *D. rotundifolia* support the recent hypothesis on the facultative role of carnivory in the carnivorous plants (Dore & Maham, 1969; Small *et al.*, 1977; Stewart & Nilsen, 1992; Ellison & Gotelli, 2001).

Acknowledgements.

The data were collected during field practices of Moscow South-West High School, lead by Dr. S. Glagolev. We thank E. Altshuler, Dr. T. Braslavskaya, P. Buntman, V. Chava, N. Gorbunov, Ya. Kosenko, D. Nazarov, N. Ostashova, E. Peskova, I. Pokrovskii, O. Vasiljeva and T. Volkova for essential help in field investigations, Dr. L.E. Muravnik and A.N. Ivanova for useful comments in preparing the manuscript and S. Lewendon for great help in English translation.

References:

- Bopp, M., and Weber, I. 1981. Studies on the hormonal regulation of leaf blade movement of *Drosera capensis* L. *Physiologia Plantarum*. 53: 491-496.
- Darwin, C. 1875. The insectivorous plants. London.
- Dore, S.R., and Maham, R.H.J. 1969. Studies on growth and flowering in axenic cultures of insectivorous plants. *Phytomorphology*. 19: 363.
- Downey, E.C. 2000. Xephem. Astronomy program. V. 3.2.2. <http://www.clearskyinstitute.com/xephem/>.
- Ellison, A.M., and Gotelli, N.J. 2001. Evolutionary ecology of carnivorous plants. *Trends in Ecol. and Evol.* 16(11): 623-629.
- Gomez, L.D. 1998. Natural history and occurrence of the "insectivorous plant" *Drosera capillaris* (Droseraceae) in Costa Rica. *Rev. Biol. Trop.* 46(4): 1033-1037.
- Hooker H.D. 1916. Physiological observations on *Drosera rotundifolia*. *Bull. Torr. Bot. Club.* 43(1): 1-27.
- Juniper, B.E., Robins, R.J., and Joel, D.M. 1989. The carnivorous plants. London.
- Krafft, C.C., and Handel, S.N. 1991. The role of carnivory in the growth and reproduction of *Drosera filiformis* and *D. rotundifolia*. *Bull. Torr. Bot. Club.* 118(1):12-19.
- Muravnik, L.E. 2002. The influence of chemical stimulation on the ultrastructure of secretory cells in the tentacles of two *Drosera* species. *Fiziologiya rastenij*. 47(4): 614-623. [in Russian]
- Ostashova, N.V. 2002. Ecotopical preferences and leaf movements of *Drosera* species. Unpublished work. Moscow State University, Biological faculty. Moscow, P. 11, 15. [in Russian]
- Small, J.G.C., Onraet, A., Grierson, D.S., and Reynolds, G. 1977. Studies on insect-free growth, development and nitrate-assimilating enzymes of *Drosera aliciae*. *New Phytol.* 79: 127-133.
- StatSoft, Inc. 1999. STATISTICA for Windows. Tulsa, OK.
- Stewart, C.N., and Nilsen, E.T. 1992. *Drosera rotundifolia* growth and nutrition in a natural population with special reference to the significance of insectivory. *Can. J. Bot.* 70(7): 1409-1416.
- Volkova, P. A. 2002a. On the morphological differences of three sundew species (*Drosera* L., Droseraceae). International scientific conference on the systematic of higher plants. Moscow, 29-30. [in Russian]

- Volkova, P.A. 2002b. The materials on the ecology of *Drosera rotundifolia* L. on the islands of Keretskii archipelago and Kiv bay. III scientific workshop of marine biological station of Saint-Petersburg state university. Saint-Petersburg. 10-14. [in Russian]
- Volkova, P., Kumskova, E., and Shipunov, A. 2002. Peculiarities of insect catching by round-leaved sundew (*Drosera rotundifolia* L., Droseraceae). Materials of conference of young Ukraine botanists. Lvov. 137-138. [in Russian]
- Volkova, P.A., Kumskova, E.M., Nazarov, D.Yu., and Pokrovskii, I.G. 2001. The connection between morphophysiological characteristics, success of insect catching and habitat conditions of different species of carnivorous plants. V Russian population workshop "Population, community, evolution". Part 1. Kazan', 14-17. [in Russian]
- Volkova, P.A., Kumskova, E.M., and Shipunov, A.B. 2003. The dependence of morphophysiological characteristics on success of insect catching and habitat conditions for *Drosera rotundifolia* L., *D. anglica* Huds. and *D. × obovata* Mert. et Koch (Droseraceae) and *Pinguicula vulgaris* L. (Lentibulariaceae). Bulletin' MOIP. Sect. biol. 108(1): P. 72-78. [in Russian]
- Volkova, P.A., and Shipunov, A.B. 2002. The behaviour of trapping leaves of carnivorous herb *Drosera rotundifolia* L. (Droseraceae). Ecological botany. Syktyvkar. 61-62. [in Russian]
-