

# Introduction to Botany. Lecture 12

Alexey Shipunov

Minot State University

September 23rd, 2011

# Outline

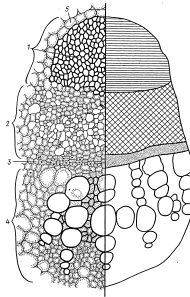
- 1 Questions and answers
- 2 Morphology of stem and shoot
  - Plant body
  - Components of shoot
  - Branching
  - Phyllotaxis

# Outline

- 1 Questions and answers
- 2 Morphology of stem and shoot
  - Plant body
  - Components of shoot
  - Branching
  - Phyllotaxis

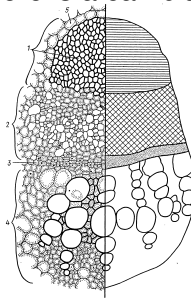
## Previous final question: the answer

Where is a cambium?



## Previous final question: the answer

Where is a cambium?



● 3

# Types of plant body

- **Thallous** (flat, with non-differentiated organs)
- **Shoot** body (roots are absent)
- **Bipolar** body (root and shoot systems)

# Organs of bipolar plant

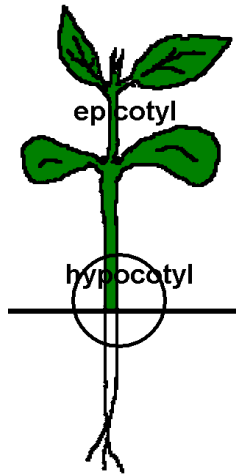
- **Leaf:** flat lateral organ with restricted growth
- **Stem:** axial aerial organ with continuous growth
- **Root:** soil organ modified for absorption
- **Floral unit (FU):** stable element of generative system

# Pseudo-organs

- *Hypocotyl*: transition between stem and root
- *Epicotyl*: first internode of plant
- *Bud*: shoot “embryo”
- *Fruit*: temporary structure, ripe FU
- *Seed*: chimeric structure, has two or three genotypes



# Hypocotyl and epicotyl



# Organ systems

- Vegetative shoot system
- Generative shoot system
- Root system

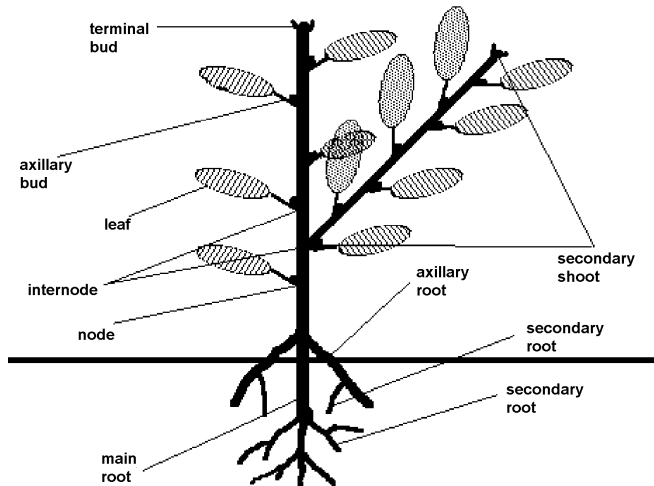
# Organs vs. organ systems

...	Vegetative shoot system	Generative shoot system	Root system
Leaf	+	+	—
Stem	+	+	±
Root	±	±	+
FU	—	+	±

# Components of vegetative shoot system

- 1 Main and secondary shoots
- 2 Terminal and axillary (lateral) buds
- 3 Nodes and internodes
- 4 Leaves

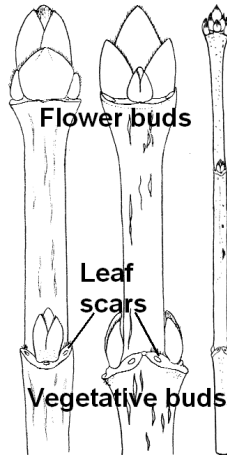
# Components of shoot



# Winter shoot

- 1 Vegetative, flower, and mixed buds
- 2 Leaf and bud scars
- 3 Leaf traces

# Winter shoot of maple (*Acer platanoides*)

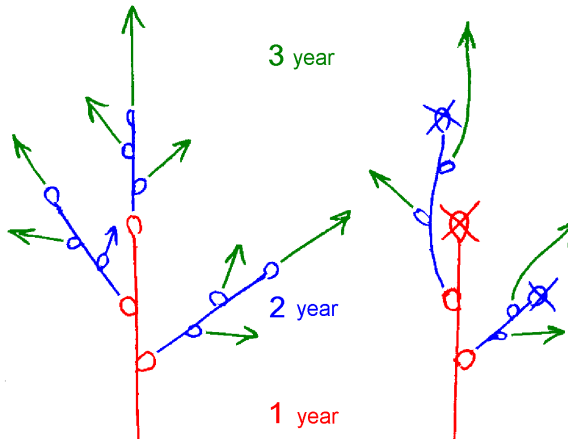


# Types of branching

- **Monopodial:** buds do not degrade, all shoots continue to grow
- **Sympodial:** terminal buds degrade, the lateral shoot closest to terminal bud becomes terminal shoot



# Monopodial (left) and sympodial branching



# Arrangement of leaves: phyllotaxis

- One leaf per node: **spiral** arrangement
- Two leaves per node: **opposite** arrangement, they may be:
  - All in same plane
  - Each pair will rotate on  $90^\circ$
- $> 2$  leaves per node: **whorled** arrangement (each whorl can also rotate)
- Each type of phyllotaxis has its own angle of divergence

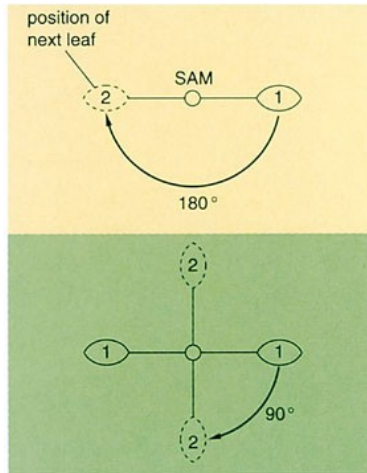
# Angles of divergence



alternate



opposite



# Spiral phyllotaxis 1

- Multiple types of leaf spiral leaf arrangement mostly follow **Fibonacci rule**
- Formulas of leaf arrangements is very similar to Fibonacci fractions:  $\frac{1}{2}$ ,  $\frac{1}{3}$ ,  $\frac{2}{5}$ ,  $\frac{3}{8}$ ,  $\frac{5}{13}$ , *et cetera*\*
- Numerator is number of spiral circulations, denominator is number of leaves

# Summary

- It is possible to divide plant body to different **organs** and/or **organ systems**
- Bud, fruit and seed are **pseudo-organs**
- **Sympodial** branching is evolutionary more advanced than **monopodial**
- Spiral arrangement of leaves follows **Fibonacci** rule

## Final question (1 point)

## Final question (1 point)

What is the difference between monopodial and sympodial branching?

# For Further Reading



J. E. Bidlack, Sh. H. Jansky.  
*Stern's introductory plant biology*. 12th edition.  
McGraw-Hill, 2011.  
*Chapter 6.*



Th. L. Rost, M. G. Barbour, C. R. Stocking, T. M. Murphy.  
*Plant Biology*. 2nd edition.  
Thomson Brooks/Cole, 2006.  
*Chapter 5.*