

Introduction to Botany. Lecture 20

Alexey Shipunov

Minot State University

October 21, 2013



Outline

1 Questions and answers

2 Tissues

- Secondary cover: periderm
- Step five: pumps. Absorption tissues
- In addition: secretory tissues

3 Leaf

- Leaf morphology



Outline

1 Questions and answers

2 Tissues

- Secondary cover: periderm
- Step five: pumps. Absorption tissues
- In addition: secretory tissues

3 Leaf

- Leaf morphology



Outline

1 Questions and answers

2 Tissues

- Secondary cover: periderm
- Step five: pumps. Absorption tissues
- In addition: secretory tissues

3 Leaf

- Leaf morphology



Previous final question: the answer

What are more primitive states for xylem and phloem, respectively?



Previous final question: the answer

What are more primitive states for xylem and phloem, respectively?

- Xylem: tracheids
- Phloem: sieve tubes with nuclei and no companion cells



Xylem vs. Phloem

- **State:** dead vs. living cells
- **Transport:** water vs. sugar
- **Direction:** up vs. down
- **Biomass:** big vs. small



Tissues

Secondary cover: periderm

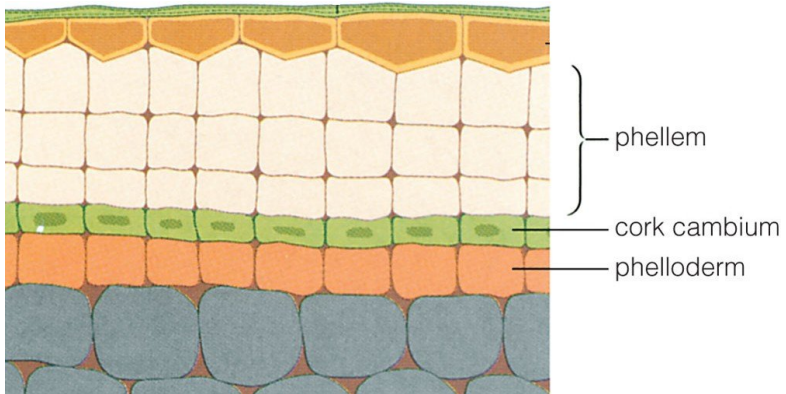


Secondary dermal tissue: Periderm

- Secondary dermal tissue
- Arises inside the stem ground tissue, closer to surface (cortex)
- Complex tissue: includes phellem, cork cambium, and phelloderm
- Old periderm includes some other tissues and becomes a cork
- Cells of phellem are dead cells rich of suberin
- Main function is defense



Three cell types of periderm



Cork cambium is another lateral meristem; *phellem* and *phelloderm* are main components of periderm

Tissues

Step five: pumps. Absorption tissues



Poikilo- and homoiohydraulicity

- **Poikilohydric** plants do not save water, they survive even complete desiccation
- **Homoiohydric** plants save water, they always have similar water content and do not survive after desiccation
- Compare with poikilo- and homoiothermic animals (reptiles vs. mammals)



Absorption tissues

- Always primary, simple tissues
- **Rhizoderm**, or root hairs, originates from protoderm, but life span is much shorter than of epidermis
- **Velamen**, originates from root cortex



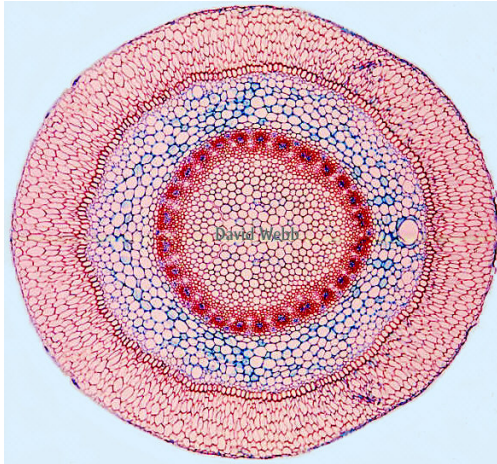
Rhizodermm



Root hairs of grass seedlings (LM)



Velamen



Outer cylinder is a velamen tissue of orchid root (LM, © D. Webb)

Tissues

In addition: secretory tissues

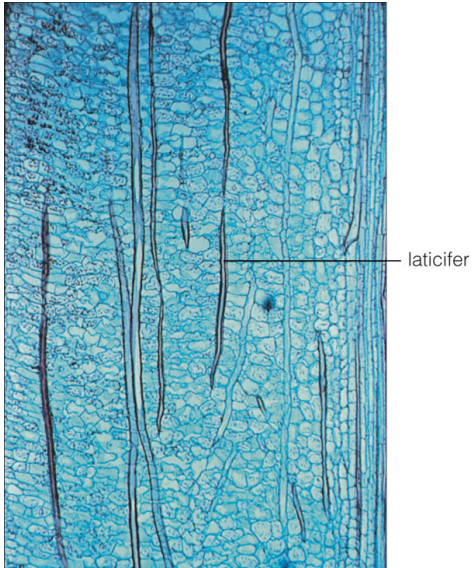


Secretory tissues

- Primary, simple or complex tissues
- Spreading across plant body, concentrating in leaves and young stems
- May secrete latex, volatile oils, mucus and other chemicals
- Functions vary: attraction or dis-attraction, communication, defense etc.



Laticifers



© 2006 Brooks/Cole - Thomson



Leaf

Leaf morphology



Definition, functions and features

- Lateral flattened organ of shoot with restricted growth
- Functions:
 - Photosynthesis
 - Respiration
 - Transpiration
 - Synthesis of secondary chemicals
- Features:
 - Have bud in the axil
 - Do not grow by apex
 - Do not produce new leaves
 - Have hierarchical morphology



Final question (2 points)



Final question (2 points)

Please give an example of a **secondary complex** tissue.



Summary

- Xylem and phloem transport water and organic compounds, respectively
- **Secondary tissues** originate from lateral meristems (i.e., cambium)
- **Homoiohydric** plants have (among others) **absorbtion** tissues which take water from soil



For Further Reading



A. Shipunov.

Introduction to Botany [Electronic resource].

2010—onwards.

Mode of access:

http://ashipunov.info/shipunov/school/biol_154



Th. L. Rost, M. G. Barbour, C. R. Stocking, T. M. Murphy.

Plant Biology. 2nd edition.

Thomson Brooks/Cole, 2006.

Chapter 4.

