

А.С. ЛЕЛЕЙ

КАТАЛОГ ОС-НЕМОК
(HYMENOPTERA, MUTILLIDAE)
ПАЛЕАРКТИЧЕСКОЙ ОБЛАСТИ



RUSSIAN ACADEMY OF SCIENCES
FAR EASTERN BRANCH
INSTITUTE OF BIOLOGY AND SOIL SCIENCE

A. S. Lelej

**CATALOGUE
OF THE MUTILLIDAE
(HYMENOPTERA) OF THE
PALAEARCTIC REGION**



Vladivostok
Dalnauka
2002

РОССИЙСКАЯ АКАДЕМИЯ НАУК
ДАЛЬНЕВОСТОЧНОЕ ОТДЕЛЕНИЕ
БИОЛОГО-ПОЧВЕННЫЙ ИНСТИТУТ

А. С. Лелей

**КАТАЛОГ ОС-НЕМОК
(HYMENOPTERA, MUTILLIDAE)
ПАЛЕАРКТИЧЕСКОЙ ОБЛАСТИ**



Владивосток
Дальнаука
2002

Лелей А. С. Каталог ос-немок (Hymenoptera, Mutillidae) Палеарктической области. – Владивосток: Дальнаука, 2002. – 171 с.

Книга является первым каталогом ос-немок Палеарктики. За 250-летнюю историю интенсивных исследований ос-немок Палеарктики для 523 видов, 31 подвида, 47 вариетов и форм было предложено 968 номинальных названий. Описанные таксоны видового и подвидового ранга классифицированы по 9 подсемействам, 8 трибам и 54 родам. Для каждого названия дается ссылка на первоначальное описание, кроме того для родовых - типовой вид и способ его фиксации, для видовых и инфраподвидовых – синонимия и детальное распространение по странам. Даны определительные таблицы подсемейств, триб и родов; описан 1 новый род, предложено 1 новое название взамен преокупированного, обозначены лектотипы для 5 видов и подвидов, синонимизировано 42 видовых и инфраподвидовых названия.

Библ. 470 назв., илл. 81, табл. 1.

Lelej A. S. Catalogue of the Mutillidae (Hymenoptera) of the Palaearctic region. – Vladivostok: Dalnauka, 2002. – 171 p.

This book is the first catalogue of the Mutillidae of the Palaearctic region. During 250 years of extensive work, 968 nominal names have been proposed for 523 species, 31 subspecies, and 47 varieties and forms of Palaearctic Mutillidae. The described specific and infraspecific taxa are classified into nine subfamilies, eight tribes and 54 genera. Primary citing is given for each name, additionally for generic names – fixation of the type species; for specific and infraspecific names – synonymy and detail distribution. Keys to the Palaearctic subfamilies, tribes and genera are given. One new genus is described, and one new name is proposed for preoccupied one. Lectotypes are designated for five species and subspecies. Forty-two specific and infraspecific names are synonymized. References include 470 titles.

Ответственный редактор
С. Ю. Стороженко

Рецензенты:
С. А. Белокобыльский, Н. В. Курзенко

На обложке: *Myrmilla caucasica* (Kolenati, 1846), самка.

ПРЕДИСЛОВИЕ

Настоящая работа готовилась, как раздел для серии Catalogue of Palaearctic Hymenoptera, начиная с 1985 г., однако, в связи с прекращением этого проекта, была временно приостановлена и завершена в последние годы.

Содержание, структура и форма настоящего каталога соответствуют инструкции для Catalogue of Palaearctic Hymenoptera (Papp, 1985; инструкция и личн. сообщ.). Южная граница Палеарктики взята из той же инструкции, основанной на принятых границах в Catalogue of Palaearctic Diptera (Soós, Papp, 1988) и проходит в Африке и Аравийскому полуострову по тропику Рака, затем по западной границе Пакистана поднимается на север и по границе Индии спускается до 30° с.ш. В Китае и Японии южная граница Палеарктики проходит по 30° с.ш. Для более детального распространения таксонов внутри Палеарктики использованы акронимы стран, рекомендованные в Catalogue of Palaearctic Diptera (Soós, Papp, 1988) и дополненные мною, с учетом политических изменений за последние десятилетия (см. ниже). Для отдельных стран распространение видов дается по крупным географическим регионам, краям и областям (Россия), островам (Япония) и провинциям (Китай).

Описанные таксоны видового и подвидового ранга классифицированы и каталогизированы по 9 подсемействам, 8 трибам и 54 родам. Подсемейства расположены по системе и завершаются группой видов неясного систематического положения (*Mutillidae incertae sedis*). Для удобства пользования роды внутри подсемейств и триб, подроды внутри родов и виды внутри родов расположены по алфавиту, а синонимы внутри вида – по хронологии. Валидные подвиды и несинонимизированные вариететы и формы, даются внутри видовой группы, по типу синонимов. Валидные названия в заголовках и начале абзаца даны **жирным** шрифтом, синонимы – *курсивом*; внутри текста родовые и видовые названия выделены *курсивом*. В квадратных скобках даны виды вне Палеарктики. Для каждого названия дается ссылка на первоначальное описание, кроме того для родовых – типовой вид и способ его фиксации, для видовых и инфраподвидовых – синонимия и детальное распространение по странам. С учетом значимости такого типа работ, как каталог, рабочим языком выбран английский.

Работа по изучению ос-немок была предложена мне профессором П.А. Лером, которому я бесконечно благодарен за постоянное внимание к ней и поддержку. Многие коллеги щедро делились со мной своими сборами и материалами и я сердечно благодарю их. Я искренне признателен кураторам коллекций Зоологического института РАН, Санкт-Петербург (В.И. Тобиас) и Зоологического музея Московского государственного университета (Е.М. Антонова, А.В. Антропов), которые позволили изучить старейшие и богатейшие коллекции ос-немок в России, а также И.М. Кержнеру за многочисленные советы и консультации по номенклатуре. Особенно я благодарен С.Ю. Стороженко, взявшему на себя труд редактирования книги.

PREFACE

In 1985, I started preparing this catalogue as a section for the Catalogue of Palaearctic Hymenoptera. Later the project for the Catalogue of Hymenoptera was abandoned, and my work was delayed. I recently finished listing scientific names of the Mutillidae of the Palaearctic region for this catalogue.

The content, structure and form of this catalogue follow the circular for the Catalogue of Palaearctic Hymenoptera (Papp, 1985; pers. comm.). The southern border of the Palaearctic region follows the same circular based on the Catalogue of Palaearctic Diptera (Soós, Papp, 1988). In North Africa and the Arabian Peninsula the border extends in the Sahara along the Tropic of Cancer and joins the south-western confines of Pakistan, then follows Central Asia by the western and northern political borders of Pakistan and by the Indian border southwards up to 30° North Latitude and by Northern Latitude 30° in China and Japan.

For detailed distribution within the Palaearctic, consult the acronyms proposed by the Catalogue of Palaearctic Diptera (Soós, Papp, 1988). In this catalogue, I added some acronyms according to political changes in the last decades (see below). Distributions are shown by region and administrative area for Russia (Fig. 1), by islands for Japan, and by provinces for China (Fig. 2).

I thank Prof. V.I. Tobias (Zoological Institute, St. Petersburg), Dr. A.V. Antropov (Zoological Museum of Moscow State University), Dr. Sk. Yamane (Kagoshima University, Japan), Dr. A. Shinohara [National Science Museum (Nat. Hist.), Tokyo], M. Dylewska (Krakow, Poland), G. Pagliano (Museo Regionale di Scienze Naturali, Torino, Italy), P. Lo Cascio (Museo Zoologico "La Specola", Firenze, Italy), T. Osten (Staatliches Museum für Naturkunde in Stuttgart, Germany) for kindly loaned specimens. N.V. Kurzenko, P.A. Lehr, V.L. Kazenas, I.K. Lonatin, G.S. Medvedev, O.N. Kabakov, G.V. Nikolayev, S.A. Belokobylskij, V.N. Kuznetsov, M.A. Nesterov and many other entomologists kindly gifted material. I am much indebted many colleagues who generously provided me with valuable exchange material: late Dr. F.J. Suárez (Spain), late Prof. G. Nonveiller (Yugoslavia), late Dr. B. Petersen (Denmark), Dr. D.J. Brothers (South Africa, Pietermaritzburg), Prof. K.V. Krombein (Washington, USA), Prof. R.M. Bohart (Davis, USA), Dr. M. Fritz (Salta, Argentina), Dr. G. Pagliano (Torino, Italy), Y. Haneda (Ono, Japan), Dr. D.A. Quintero (Panama). G. Pagliano, G.F. Turrisi (Catania, Italy), and T. Osten provided me by valuable references. I thank Prof. A.P. Rasnitsyn (Paleontological Institute, Moscow) for the critical comments on mutillid phylogeny and help in study of fossil Mutillidae including *Cretavus*, Dr. N. Minakawa (Japan) and D. Bennett (Lawrence, USA), for the valuable comments on manuscript and improving of English. Special thanks to reviewer N.V. Kurzenko (Institute of Biology and Soil Science, Vladivostok) and S.A. Belokobylskij (Zoological Institute, St. Petersburg). I much indebted Dr. S. Yu. Storozhenko (Institute of Biology and Soil Science, Vladivostok) for the editing of manuscript.

Explication to distribution

EUROPE (excluding Russia)

A	– Austria	IRE	– Ireland
AL	– Albania	LA	– Latvia
B	– Belgium	LI	– Lithuania
BE	– Belarus	M	– Malta
BG	– Bulgaria	MO	– Moldova
BH	– Bosnia–Herzegovina	N	– Norway
CH	– Switzerland	NL	– Netherlands
CZ	– Czechia	P	– Portugal
D	– Germany	PL	– Poland
DK	– Denmark	R	– Romania
E	– Spain	S	– Sweden
EST	– Estonia	SF	– Finland
F	– France	SL	– Slovakia
GB	– United Kingdom	TR	– Turkey (European part)
GR	– Greece	U	– Ukraine
H	– Hungary	YU	– Yugoslavia
I	– Italy		

Other European countries, which mentioned in current Catalogue are given without abbreviation: Croatia, Macedonia, Slovenia.

RUSSIA (see Fig. 1)

NET	– North European territory, north of 60° North Latitude
CET	– Central European territory, limited by 60° North Latitude in the north and by 52° in the south
SET	– South European territory, south of 52° North Latitude
WS	– Western Siberia, limited by watershed of the Urals in the west and by the river Yenisei in the east
ES	– East Siberia, limited by the river Yenisei in the west and by the border of Magadanskaya oblast, Khabarovskii krai, and Amurskaya oblast in the east
FE	– Far East, limited by the border of Magadanskaya oblast, Khabarovskii krai, and Amurskaya oblast in the west

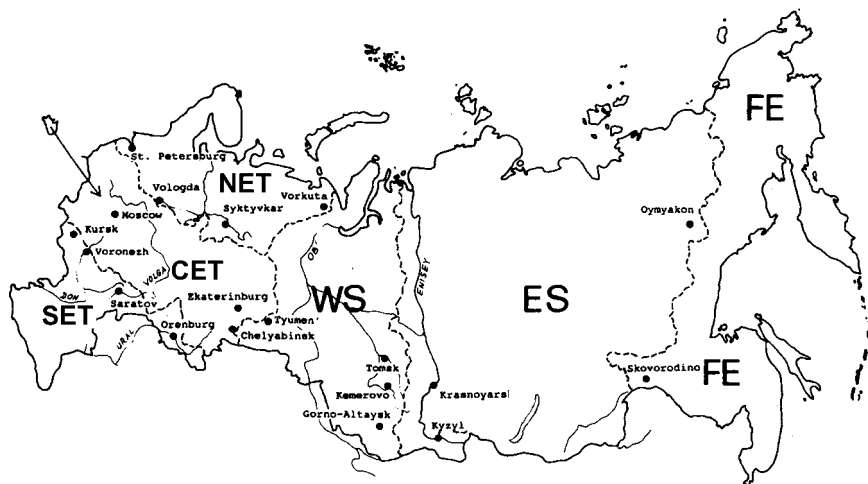


Fig. 1. Subdivision of Russia (abbreviations on page 7). (From: Aukema, Rieger, 2001, with some corrections).

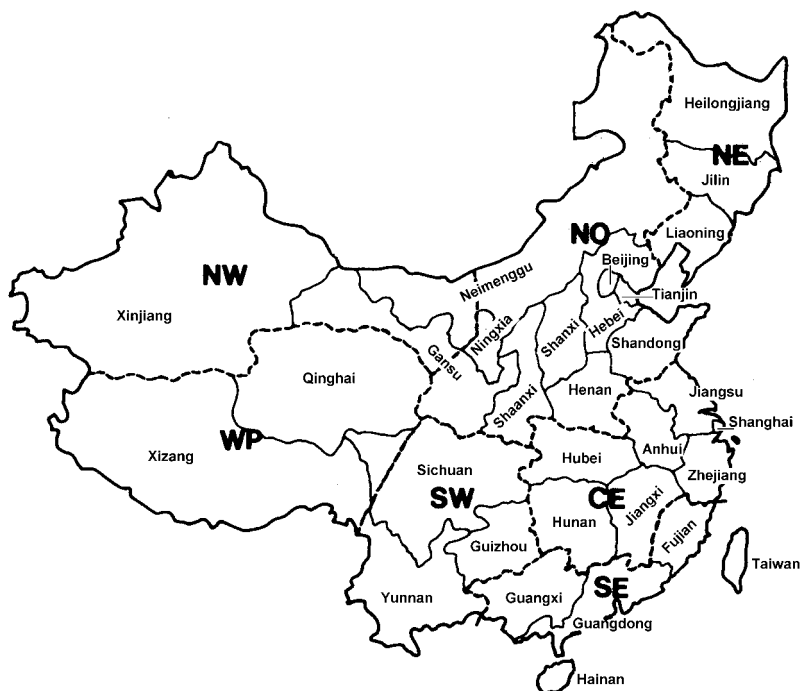


Fig. 2. Subdivision of China (From: Aukema, Rieger, 2001). NW – North-western Territory, NO – Northern Territory, NE – North-eastern Territory, WP – the Western Plateau, SW – South-western Territory, CE – Central Territory, SE – South-eastern Territory.

ASIA (excluding Russia)

ARM	– Armenia
AZ	– Azerbaijan
CY	– Cyprus
GE	– Georgia
KY	– Kyrgyzstan
KZ	– Kazakhstan (including European part)
TJ	– Tajikistan
TR	– Turkey (Asian part)
TU	– Turkmenistan
UZ	– Uzbekistan

Other Asian countries which mentioned in current Catalogue are given without abbreviation: Arabic states (North of the Tropic of Cancer), Lebanon, Syria, Jordan*, Israel*, Oman, Iraq, Iran, Afghanistan, Mongolia, Korea, China North of 30° North Latitude, Japan North of 30° North Latitude.

NORTH AFRICA (North of tropic Cancer)

Canary Is.
Western Sahara
Morocco
Algeria
Tunisia
Libya
Egypt

*As type localities or distribution points, the name Palestina (Palestine) is written without any attributes. When, in the case of actual locality names, it can be ascertained that they lie in Israel or in Jordan, they are listed under the name of the respective country. The same consideration applies to Jerusalem.

INTRODUCTION

This book is the first catalogue of Mutillidae of the Palaearctic region. During almost 250 (1758–2002) years of extensive work by 74 entomologists, 968 nominal names have been proposed for 523 species, 31 subspecies and 47 varieties and forms of Palaearctic Mutillidae. The described specific and infraspecific taxa are classified into nine subfamilies, eight tribes and 54 genera.

The history of described taxa by decade is given in Fig. 3; increasing sum of valid names as synonyms and invalid names is shown in Fig. 4. The contribution of 74 senior authors for the description of taxa is given in Fig. 5. Among 968 nominal names, 31 infraspecific names are invalid, and 336 specific and infraspecific names have been synonymized by 25 senior authors (Fig. 6). Table 1 and Figure 7 indicate the distribution of nominal names among nine subfamilies and four tribes of subfamily Mutillinae as Mutillidae incertae sedis. The distribution of 523 species among the subfamilies is given in Fig. 8. One hundred fifty-one mutillid species are known in Europe, 306 species in Palaearctic Asia and 156 species in North Africa. Fifty-six mutillid species are recorded from Russia. The same number of species is known from Palaearctic China (north of 30° North Latitude).

The subfamilies, and tribes are given in systematic order and ended by Mutillidae incertae sedis. The genera, and species are given in alphabetical order. The synonyms within species are given in chronology. Valid subspecies and not synonymized varieties and forms within species-groups are given as synonym style.

All valid names in the heads and beginning of paragraphs are given in **bold**, the synonyms and invalid names – in *italic*; generic and specific names within paragraphs are given in *italic*. Species outside the Palaearctic region are given in square brackets. Primary citing is given for each name, additionally for generic names – fixation of the type species; for specific and infraspecific names – synonyms and detailed distribution data.

In this Catalogue I used the classification of Mutillidae based on a recent phylogenetic system (Fig. 9) (Lelej, Nemkov, 1997). Our classification and phylogeny differ essentially from Brothers' (1975, 1999). I divided the family Mutillidae into ten subfamilies, four of them (Myrmosinae, Kudakrumiinae, Pseudophotopsidinae, and Ticoplinae) belong to lowest mutillids, another six to higher mutillids. Higher Mutillidae diverged in two branches: 1) female mesosoma with concave mesopleurae, more or less a rectangle and the propodeum wider than mesonotum (Myrmillinae + Mutillinae); 2) female mesosoma with convex mesopleurae and with the mesonotum much wider than the propodeum (Rhopalomutillinae + Dasylabrinae + Ephutinae + Sphaerophthalminae). The classification of Palaearctic Mutillidae for subfamily, tribe and generic levels is as follows.

Family MUTILLIDAE Latreille, 1802

I. Subfamily MYRMOSINAE Fox, 1894

1. *Carinomyrmosa* Lelej, 1981
2. *Erimyrmosa* Lelej, 1984
3. *Krombeinella* Pate, 1947
4. *Myrmosa* Latreille, 1796
5. *Paramyrmosa* Saussure, 1880

II. Subfamily KUDAKRUMIINAE Krombein, 1979

6. *Protomutilla* Bischoff, 1916
7. *Pseudomyrmosa* Suárez, 1980

III. Subfamily PSEUDOPHOTOPSISIDINAE Bischoff, 1920

8. *Pseudophotopsis* André, 1896

IV. Subfamily TICOPLINAE Nagy, 1970

Tribe Ticoplinae Nagy, 1970

9. *Nanomutilla* André, 1900
Tribe Smicromyrmillini Argaman, 1988
10. *Smicromyrmilla* Suárez, 1965

V. Subfamily MYRMILLINAE Bischoff, 1920

11. *Bischoffitilla* Lelej, **gen. n.**
12. *Blakeius* Ashmead, 1903
13. *Liomotilla* André, 1907
14. *Myrmilla* Wesmael, 1852
15. *Myrmotilla* Bischoff, 1920
16. *Odontotilla* Bischoff, 1920
17. *Platymyrmilla* André, 1900
18. *Sigilla* Skorikov, 1927
19. *Spilomotilla* Ashmead, 1903

VI. Subfamily MUTILLINAE Latreille, 1802

Tribe Mutillini Latreille, 1802

20. *Ctenotilla* Bischoff, 1920
21. *Macromyrme* Lelej, 1984
22. *Mutilla* Linnaeus, 1758
23. *Nanomyrme* Lelej, 1977
24. *Ronisia* Costa, 1858
25. *Spinulotilla* Bischoff, 1920
26. *Tropidotilla* Bischoff, 1920

Tribe Smicromyrmini Bischoff, 1920

27. *Andreimyrmex* Lelej, 1995
28. *Dentilla* Lelej, 1980
29. *Ephutomma* Ashmead, 1899
30. *Mickelomyrmex* Lelej, 1995
31. *Nemka* Lelej, 1985
32. *Nuristanilla* Lelej, 1980
33. *Physetopoda* Schuster, 1949
34. *Promecilla* André, 1903
35. *Sinotilla* Lelej, 1995
36. *Skorikovia* Ovchinnikov, 2002
37. *Smicromyrme* Thomson, 1870

Tribe Peterseniini Lelej, 1996

38. *Artiotilla* Invrea, 1950
39. *Orientidia* Lelej, 1996
40. *Taiwanomyrmex* Tsuneki, 1993

Tribe Trogaspidiini Bischoff, 1920

41. *Eotrogaspidia* Lelej, 1996
42. *Glossotilla* Bischoff, 1920
43. *Lobotilla* Bischoff, 1920
44. *Neotrogaspidia* Lelej, 1996
45. *Radoszkowskius* Ashmead, 1903
46. *Trogaspidia* Ashmead, 1899

VII. Subfamily SPHAEROPHTHALMINAE Schuster, 1949(1903)

Tribe Sphaerophthalmini Schuster, 1949(1903)

47. *Cystomutilla* André, 1896

VIII. Subfamily DASYLABRINAE Skorikov, 1935

48. *Dasylabris* Radoszkowski, 1885
49. *Jaxartilla* Lelej, 1984
50. *Orientilla* Lelej, 1979
51. *Stenomutilla* André, 1896
52. *Tricholabiodes* Radoszkowski, 1885

IX. Subfamily EPHUTINAE Ashmead, 1903

Tribe Odontomutillini Lelej, 1983

53. *Odontomutilla* Ashmead, 1899
54. *Yamanetilla* Lelej, 1996

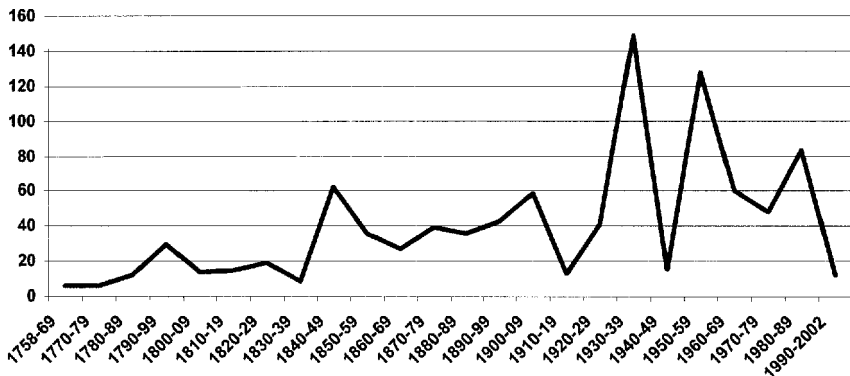


Fig. 3. Palaeartic Mutillidae: History of described specific and infraspecific taxa by decades (1758-2002 – 968 nominal names).

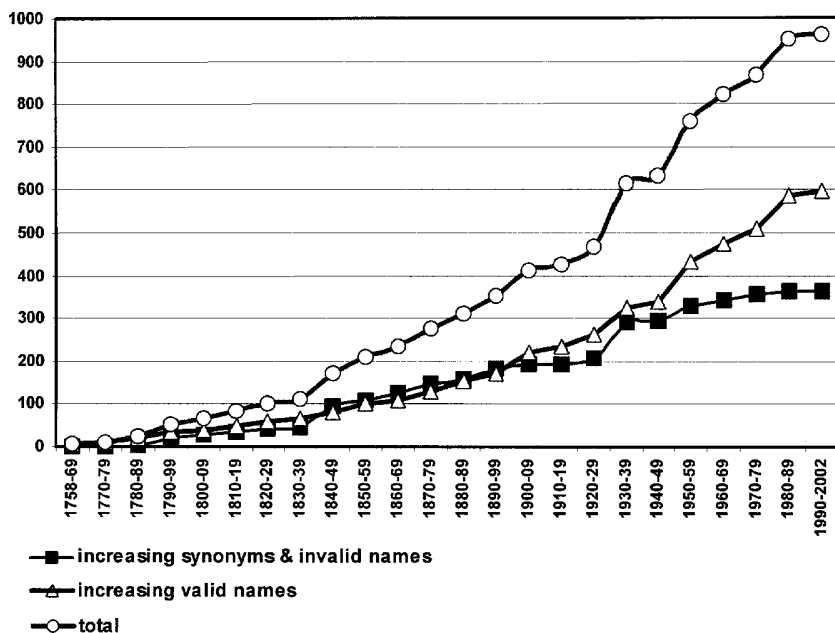


Fig. 4. Palaeartic Mutillidae: History of described specific and infraspecific taxa by decades (1758-2002 – 968 nominal names).

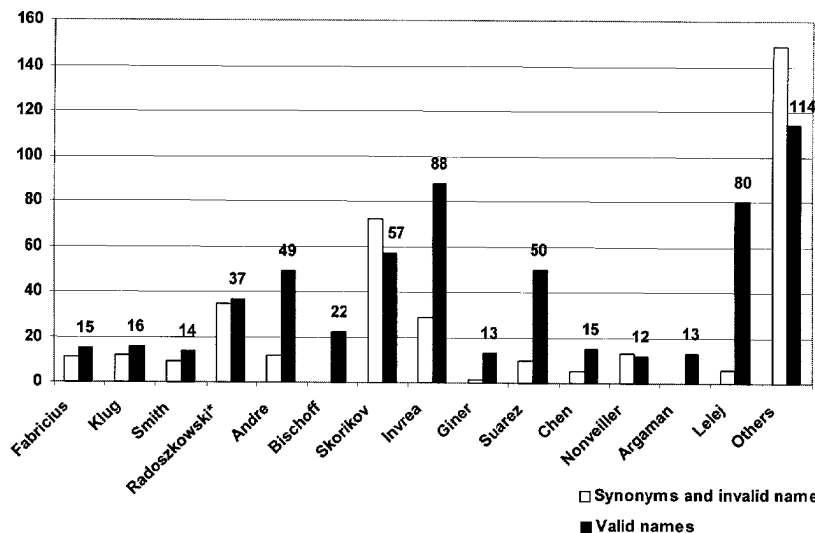


Fig. 5. Palaeartic Mutillidae: History of described specific and infraspecific taxa by 74 authors (1758-2002 – 968 nominal names). * – including taxa described by Sichel, Radoszkowski (1869-70).

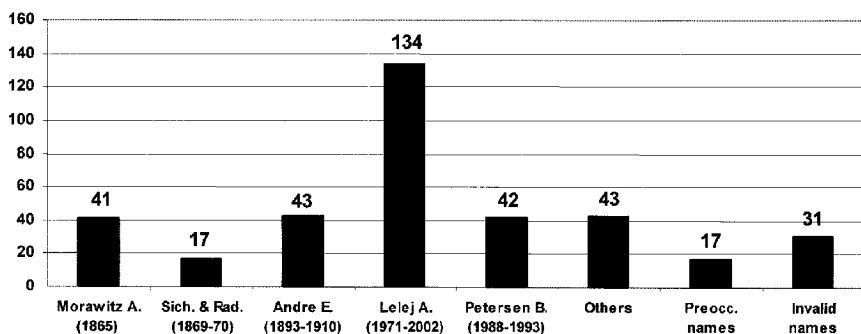


Fig. 6. Palaeartic Mutillidae: History of synonymized specific and infraspecific taxa by 25 authors (1758-2002 – 367 synonyms and invalid names).

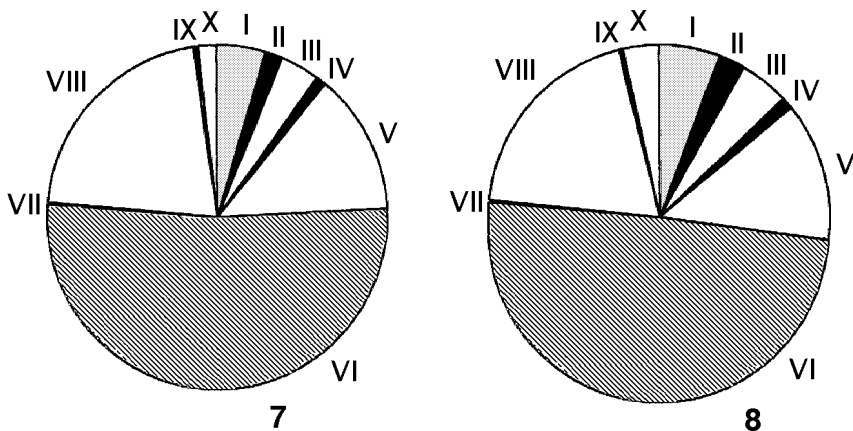


Fig. 7, 8. Palaeartic Mutillidae: 7 - distribution of 968 nominal specific and infraspecific names among nine subfamilies and Mutillidae incertae sedis; 8 - distribution of 523 described valid species among nine subfamilies and Mutillidae incertae sedis. I – Myrmosinae, II – Kudakrumiinae, III – Pseudophotopsidinae, IV – Ticopliinae, V – Myrmillinae, VI – Mutillinae, VII – Sphaerophthalminae, VIII – Dasylabrinae, IX – Ephutinae, X – Mutillidae incertae sedis.

Table 1

Distribution of 968 nominal specific and infraspecific names of Palaeartic Mutillidae among the subfamilies

Subfamilies and tribes	Synonyms and invalid names	Valid names			Total
		Varieties and forms	Subspecies	Species	
I. Myrmosinae	13	1	1	31	46
II. Kudakrumiinae	2	0	0	13	15
III. Pseudophotopsidinae	14	0	0	24	38
IV. Ticopliinae	0	0	1	6	7
V. Myrmillinae	58	3	1	68	130
VI. Mutillinae	190	33	19	256	498
Mutillini	59	7	4	31	101
Smicromyrmini	109	24	14	191	338
Peterseniidiini	4	0	0	5	9
Trogaspidiini	18	2	1	29	50
VII. Sphaerophthalminae	2	0	0	2	4
VIII. Dasylabrinae	88	10	9	103	210
IX. Ephutinae	0	0	0	3	3
X. Mutillidae incertae sedis	0	0	0	17	17
Total	367	47	31	523	968

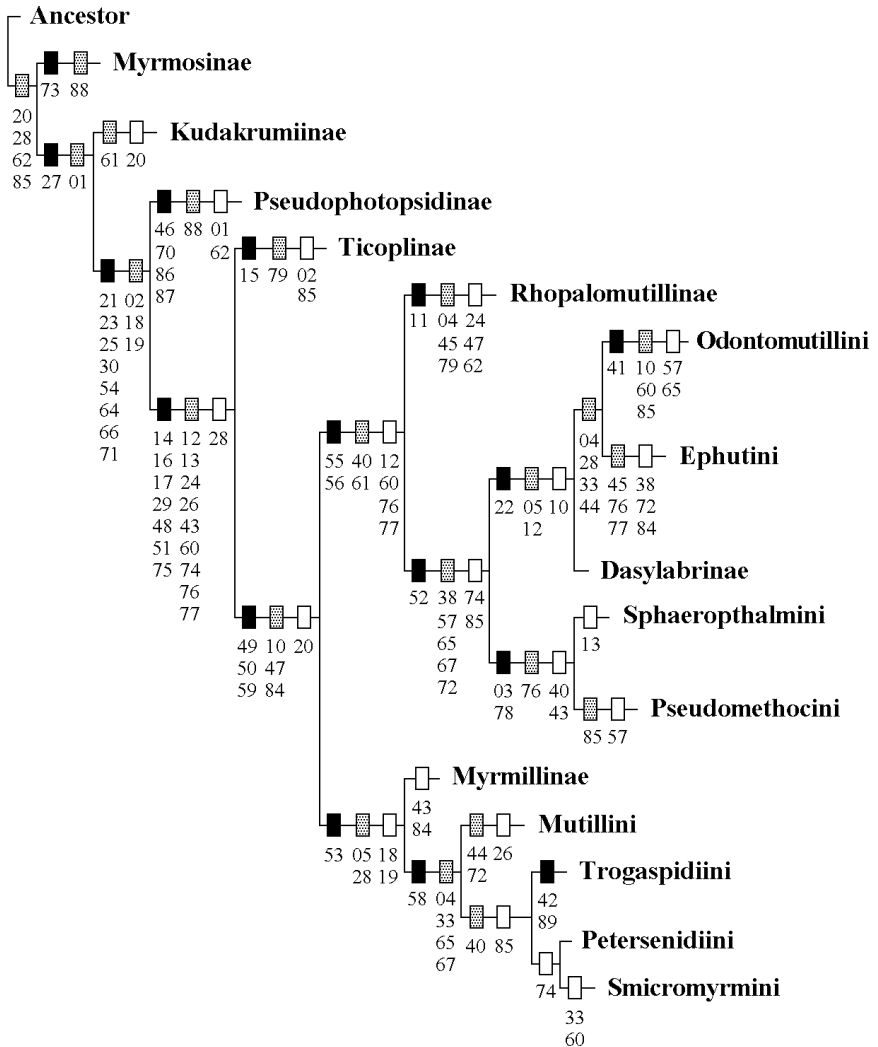


Fig. 9. Cladogram of relationships for the fifteen higher taxa of Mutillidae and Ancestor as outgroup generated by the program PAUP and based on 71 characters (length = 196 steps, CI = 0.62, RI = 0.81, HI = 0.38). Mutillini + Trogaspidiini + Peterseniidiini + Smicromyrmini = Mutillinae; Odontomutillini + Ephutini = Ephutinae; Sphaerophthalmini + Pseudomethocini = Sphaerophthalminae. ■ – synapomorphies or autapomorphies, ▨ – homoplasies (convergences, parallelisms), □ – reversals. (From: Lelej, Nemkov, 1997).

CATALOGUE OF PALAEARCTIC MUTILLIDAE

Family MUTILLIDAE Latreille, 1802

Mutillariae Latreille, 1802: Histoire naturelle 3: 347.

I. Subfamily MYRMOSINAE Fox, 1894

Myrmosini (as tribe) Fox, 1894: Proc. Acad. Nat. Sci. Philad. 1-3: 293.

1. Genus *Carinomyrmosa* Lelej, 1981

Carinomyrmosa Lelej, 1981: Zool. Zhurn. 60(3): 378. Type species: *Carinomyrmosa gussakovskiji* Lelej, 1981 (original designation).

gussakovskiji Lelej, 1981 (*Carinomyrmosa*): Zool. Zhurn. 60(3): 378, ♀, type locality: "Tadjikistan, Kvak, 2000 m, 35 km N Dushanbe", holotype in St. Petersburg Zool. Inst. – Distribution: Asia: TJ.

2. Genus *Erimyrmosa* Lelej, 1984

Erimyrmosa Lelej, 1984: Zool. Zhurn. 63(9): 1432. Type species: *Erimyrmosa burmanensis* Lelej, 1984 (original designation). [Not Palaearctic].

frater (E. Saunders, 1899) (*Mutilla*): Entomol. month. Mag. 35: 228, ♂, type locality: "Le Tarf, Algeria", holotype in London Brit. Mus. Nat. Hist. – Distribution: North Africa: Algeria, Tunisia.

3. Genus *Krombeinella* Pate, 1947

Krombeinella (as subgenus of *Myrmosa* Latreille, 1796) Pate, 1947: Can. Entom. 78(11): 197. Type species: *Hylaeus thoracicus* Fabricius, 1793 (original designation).

Paramyrmosa (as subgenus of *Myrmosa* Latreille, 1796) Suárez, 1963 (nom. praeocc., nec Saussure, 1880): Boll. Soc. entom. Ital. 93(7-8): 114. Type species: *Hylaeus thoracicus* Fabricius, 1793 (original designation). Synonymized by Krombein, 1976: 258.

aramaea (Suárez, 1963) (*Myrmosa*): Boll. Soc. Entom. Ital. 93(7-8): 115, ♂, type locality: "Jerusalem, Israel", holotype in Suárez's coll., Almeria. – Distribution: Asia: Syria, Israel, TR, Iran.

aterrima (Suárez, 1959) (*Myrmosa*, as forma of *longicollis*): Eos 35(3): 283, ♂, type locality: "Dieulefit, (Drome)" (France), holotype in Suárez's coll., Almeria. – Distribution: Europe: F, E, P.

- iberica* (Suárez, 1963) (*Myrmosa*): Boll. Soc. Entom. Ital. 93(7-8): 117, ♂, type locality: Barcela (Spain), syntypes in Mus. Nat. d'Hist. Natur., Paris. New name for *Myrmosa longicollis* sensu André, 1900. Synonymized by Lelej, 1985: 65.
- baetica** Suárez, 1981 (*Krombeinella*): Eos 57: 268, ♀, type locality: "San Roque, Cadiz" (Spain), holotype in Suárez's coll., Almeria. – Distribution: Europe: E.
- beaumonti** (Invrea, 1953) (*Myrmosa*): Bull. Soc. Sci. natur. Maroc 32: 272, ♂, type locality: "Fes" (Morocco), holotype in Genova Mus. Civ. Stor. Natur. – Distribution: Europe: R, I (Sicily) E, P; North Africa: Morocco.
- scutellata* (Invrea, 1953) (*Myrmosa*, as variety of *beaumonti*): Bull. Soc. Sci. natur. Maroc 32: 273, ♂, type locality: "Marrakech" (Morocco), holotype in Genova Mus. Civ. Stor. Natur. Synonymized by Lelej, 1985: 61.
- hebraea** (Suárez, 1963) (*Myrmosa*): Boll. Soc. Entom. Ital. 93(7-8): 116, ♂, ♀, type locality: "Haifa, Israel", holotype ♂ in Suárez's coll., Almeria. – Distribution: Asia: Israel, TR.
- longicollis** (Tournier, 1889) (*Myrmosa*): l'Entom. Genevois 1: 17, ♀ non ♂, type locality: "Sarepta" (Russia, environs of Volgograd), syntypes in Mus. d'Hist. Natur. Geneve. – Distribution: Europe: SL, R, BG, Croatia, YU, Macedonia, GR, TR, U; Russia: SET.
- maroccana** (Suárez, 1960) (*Myrmosa*, as subspecies of *frater*): Hesperis Tamuda 1(1): 118 (key), 123 (description), ♂, type locality: "Tanger" (Morocco), holotype in Suárez's coll., Almeria. – Distribution: North Africa: Morocco.
- naefi** (Invrea, 1952) (*Myrmosa*): Boll. Soc. entom. Ital. 82: 94, ♂, type locality: "Biskra" (Algeria), holotype in Genova Mus. Civ. Stor. Natur. – Distribution: North Africa: Algeria.
- nigriceps** (S.S. Saunders, 1850) (*Myrmosa*): Trans. Entom. Soc. London. Ser. 2, 1: 69, ♂, type locality: "Epirus, Nicopolin" (Greece), holotype in London Brit. Mus. Nat. Hist. – Distribution: Europe: AL, YU, GR, TR.
- gaullei** (Invrea, 1950) (*Myrmosa*, as variety of *nigriceps*): Mem. Soc. entom. Ital. 31: 20, ♂, type locality: "Constantinopol" (Stambul, Turkey), holotype in Mus. Nat. d'Hist. Natur., Paris. – Distribution: Europe: TR.
- obscuripes** (Tournier, 1889) (*Myrmosa*): l'Entom. Genevois 1: 35, ♀, type locality: Algeria, syntypes in Mus. d'Hist. Natur. Geneve. – Distribution: Europe: E; North Africa: Morocco.
- spinolae** (Lepelletier, 1845) (*Myrmosa*): Hist. nat. ins. Hymen. 3: 591, ♀, type locality: ? Italy, types in Torino Mus. Reg. Sci. Natur. – Distribution: Europe: I.

- tangerina** (Mercet, 1913) (*Myrmosa*): Boln. R. Soc. esp. Hist. Nat. 13: 257, ♂, ♀, type locality: "Tanger" (Morocco), syntypes in Madrid Inst. Español Ent. – Distribution: North Africa: Morocco.
- tenietensis** (André, 1900) (*Myrmosa*, as variety of *longicollis*): Spec. Hymen. d'Eur. et d'Alg. 8: 108, ♀, type locality: Teniet-el-Haad, Algeria, types in Mus. Nat. d'Hist. Natur., Paris. – Distribution: North Africa: Algeria, Tunisia.
- thoracica** (Fabricius, 1793) (*Hyleus*): Entomologia systematica 2: 304, ♂, type locality: "in Italia", lectotype in Copenhagen Univ. Zool. Mus. (designated by Petersen, 1988: 195). – Distribution: Europe: I, F, S.
- dubia* (Costa, 1858) (*Myrmosa*): Fauna regno Napoli 7, ♀, type locality: "Monte Vergine" (Italy), syntypes in Mus. Zool. Univ. Napoli. Synonymized by André, 1903: 442.
- thracia** (Suárez, 1963) (*Myrmosa*): Boll. Soc. Entom. Ital. 93(7-8): 115, ♂, type locality: "Sozopol" (Bulgaria), holotype in Suárez's coll., Almeria. – Distribution: Europe: BG.
- wolfi** (Invrea, 1963) (*Myrmosa*): Boll. Soc. entom. Ital. 93: 67, ♂, type locality: "Serbia, Nish" (Yugoslavia), syntypes in Genova Mus. Civ. Stor. Natur. – Distribution: Europe: YU, BG, U; Russia: SET; Asia: TR, GE, AZ.

4. Genus *Myrmosa* Latreille, 1796

- Myrmosa** Latreille, 1796: *Precis des caracteres generiques des Insectes*: 118. Type species: *Myrmosa atra* Panzer, 1801 (subsequent monobasic of Panzer, 1801).
- Ischioceras* Provancher, 1882: *Nat. Canad.* 13: 8. Type species: *Ischioceras rugosa* Provancher, 1882 (= *Myrmosa unicolor* Say, 1824) (monobasic). Synonymized by André, 1903: 12. [Not Palaearctic].
- atra** Panzer, 1801 (*Myrmosa*): *Faune Insectorum Germanicae oder Deutschlands insecten* 85: 14, ♂, type locality: "Germania", types unknown. – Distribution: Europe: S, SF, GB, IRE, B, NL, D, PL, EST, BE, U, A, CZ, SL, H, CH, F, E, P, I, Slovenia, Croatia, BH, YU, R; Russia: NET, CET, SET, WS, ES (Yakutsk); Asia: TR, KZ, KY, ? Iran.
- melanocephala* (Fabricius, 1793) (*Mutilla*, nom. preocc., non Schrank, 1781): *Entomologia systematica* 2: 372, ♀, type locality: "in Gallia" (France), lectotype in Copenhagen Univ. Zool. Mus. (designated by Petersen, 1988: 185). Synonymized by Kloet and Hincks, 1945: 317.
- nigra* Latreille, 1809 (*Myrmosa*): *Genera Crustaceorum et insectorum* 4: 120, ♂, type locality: ? France, types unknown. Name for the figure in Latreille, 1806, pl. 13, fig. 8. Synonymized by Blanchard, 1840: 376.

- atra* Lepeletier, 1845 (*Myrmosa*, nom. preocc., non Panzer, 1801): Hist. nat. ins. Hymen. 3: 590, ♂, type locality: not given (? France), types unknown. Mistaken name for *Myrmosa nigra* Latreille, 1809. Synonymized by Dalla Torre, 1897: 60.
- nigra* Lepeletier, 1845 (*Myrmosa*, nom. praeocc., non Latreille, 1809): Hist. nat. ins. Hymen. 3: 591, ♂, type locality: "environs de Paris et Anjou" (France), syntypes in Mus. Nat. d'Hist. Natur., Paris. Synonymized by Dalla Torre, 1897: 61.
- bicolor* Baer, 1848 (*Myrmosa*): Bull. Soc. Imp. Natur. Moscou 21(1): 228, ♀, type locality: river Osetr, Tula region (Russia), types not found. Synonymized by Lelej, 1977: 208.
- melanaria* (Blanchard, 1849) (*Mutilla*): Cuvier G.: Le Regne Animal. Les Insectes 13: tab. 118, fig. 7, ♀, type locality: not given. Synonymized by Dalla Torre, 1897: 61.
- rufomaculata* Hoffer, 1938 (*Myrmosa*, as forma of *melanocephala*): Sb. ent. Odd. nar. Mus. Praze 16: 176, ♀, type locality: "Tabor" (Czechia), syntypes probably in Praha Narodni Muz. **New Synonymy.**
- erythrocephala** Yarrow, 1954 (*Myrmosa*, as subspecies of *atra*): J. Soc. Brit. Ent. 5: 43 type locality: Ireland, holotype in London Brit. Mus. Nat. Hist. – Distribution: Europe: IRE.
- eos** Lelej, 1981 (*Myrmosa*): New data on insects of Far East: 102, ♂, type locality: Primorskii krai, Khanka lake, Novokatshalinsk (Russia: Far East), holotype in St. Petersburg Zool. Inst. – Distribution: Russia: FE; Asia: Korea.
- moesica** Suárez, 1981 (*Myrmosa*): Eos 57: 270, ♂, type locality: "Kaptaza, Zajecar (Serbia)" (Yugoslavia), holotype in Nonveiller's coll., Zemun. – Distribution: Europe: YU.
- mongolica** Suárez, 1974 (*Myrmosa*, as subspecies of *atra*): Arch. Inst. Aclimat. 19: 6, ♂, type locality: "Charbin" (China: NE), holotype in Suárez's coll., Almeria. – Distribution: Russia: ES (Irkutskaya oblast, Transbaicalia), FE (Amurskaya oblast, Khabarovskii krai, Primorskii krai, Sakhalin); Asia: Mongolia, China: NE (Heilongjiang), Korea, Japan (Honshu).
- tsunekii* Haneda, 1979 (*Myrmosa*): Kontyu 47(4): 540, ♀, ♂, type locality: "Fukui Pref, Arashi" (Japan, Honshu), holotype in Haneda's coll., Japan, Ohno. Synonymized by Lelej, 1981: 103.
- nigrofasciata** Yasumatsu, 1931 (*Myrmosa*): Trans. Sapporo Natur. Hist. Soc. 11(4): 221, ♀, ♂, type locality: "Hikosan, Buzen, Kyushu" (Japan), holotype in Kyushu Univ. – Distribution: Asia: Japan (Honshu, Kyushu).

5. Genus *Paramyrmosa* Saussure, 1880

- Paramyrmosa** (as subgenus of *Myrmosa* Latreille, 1796) Saussure, 1880: Voyage au Turkestan d'Alexis Fedtschenko, 2(5): 12. Type species: *Myrmosa* (*Paramyrmosa*) *radoszkowskyi* Saussure, 1880 (monobasic).
- Morysmula* (as subgenus of *Myrmosa* Latreille, 1796) Suárez, 1963: Boll. Soc. entom. Ital. 93(7-8): 114. Type species: *Myrmosa brunnipis* Lepeletier, 1845 (original designation). Synonymized by Krombein, 1976: 258.
- bischoffi** (Invrea, 1952) (*Myrmosa*): Mem. Soc. entom. Ital. 31: 20, ♀, type locality: Thessaloniki, Greece, syntypes in Braun's coll., Willowmore (South Africa). – Distribution: Europe: GR.
- brunnipes** (Lepeletier, 1845) (*Myrmosa*): Hist. nat. ins. Hymen. 3: 590, ♀, type locality: "Environs de Paris et Midi de la France", lectotype in Torino Mus. Reg. Sci. Natur. (designated by Suárez, 1988: 91). – Distribution: Europe: D, PL, BE, U, CZ, SL, A, H, R, BG, GR, AL, Slovenia, Croatia, BH, YU, Macedonia, I, F, E, P; Russia: CET, SET; Asia: ARM, TR.
- cognata* (Costa, 1858) (*Myrmosa*): Fauna regno Napoli: 6, ♂, type locality: "adiacenze di Napoli" (Italy), syntypes in Mus. Zool. Univ. Napoli. Synonymized by Zavattari, 1910: 3.
- hispanica** Suárez, 1980: (*Paramyrmosa*): Eos 54: 277, ♀, type locality: "Fregeñal de la Sierra (Badajoz), a orillas del río Ardila" (Spain), holotype in Suárez's coll., Almería. – Distribution: Europe: E.
- myrmillicephala** (Skorikov, 1935) (*Myrmosa*): Tr. Tadzh. basy AN SSSR 5: 286, ♀, type locality: "Firyuza" (Turkmenistan, near Ashkhabad), lectotype in St. Petersburg Zool. Inst. (designated by Lelej, 1977: 209). – Distribution: Asia: TU, UZ, TJ, Mongolia.
- pulla** (Nylander, 1847) (*Myrmosa*): Notiser ur saellskapetets Fauna Flora Fenn., Forhandl. 1: 18, ♂, type locality: "E. Siberia" (Russia: ? Transbaikalia, ? Irkutsk region), syntypes probably lost. – Distribution: Russia: ES (Transbaikalia), FE (Amurskaya oblast, Evreyskaya oblast, Primorskii krai); Asia: Mongolia, China: NE.
- czerskii* (Skorikov, 1929) (*Myrmosa*): Ezhegodnik Zool. Mus. AN SSSR 30(2): 249, ♀, type locality: "Kamen-Rybolov, Khanka" (Russia: Primorskii krai), holotype in St. Petersburg Zool. Inst. Synonymized by Lelej, 1985: 67.
- punica** Suárez, 1979 (*Paramyrmosa*): Eos 53: 309, ♀, type locality: "Tunez" (Tunisia), holotype in Nonveiller's coll., Zemun. – Distribution: North Africa: Tunisia.
- radoszkowskyi** (Saussure, 1880) (*Myrmosa*): Voyage au Turkestan d'Alexis Fedtschenko, 2(5): 12, ♂, type locality: "Caucasus", holotype in Krakow Inst. Syst. Exper. Zool. – Distribution: Asia: TR, GE, AZ, ARM.

sbuiaensis (Giner, 1945) (*Myrmosa*): Eos 21: 247, ♀, type locality: "Uad el Koraima, Sbuia, Ifni" (Western Sahara), holotype in Mus. Zool. Barcelona. – Distribution: North Africa: Western Sahara.

II. Subfamily KUDAKRUMIINAE Krombein, 1979

Kudakrumiinae Krombein, 1979: Trans. Am. entom. Soc. 105: 71.

6. Genus *Protomutilla* Bischoff, 1916

Protomutilla Bischoff, 1916: Schriften phys.-oekon. Ges. Königsberg 56: 142.

Type species: *Protomutilla succinalis* Bischoff, 1916 (original designation).

archaeotrichosoma Lelej, 1986 (fossil) (*Protomutilla*): Paleontol. zh. 4: 106, ♂, type locality: Baltic Amber (Upper Eocene), holotype in Moscow Paleontol. Inst.

castanea Bischoff, 1916 (fossil) (*Protomutilla*): Schriften phys.-oekon. Ges. Königsberg 56: 143, ♀, type locality: Baltic Amber (Upper Eocene).

dentata Bischoff, 1916 (fossil) (*Protomutilla*): Schriften phys.-oekon. Ges. Königsberg 56: 144, ♀, type locality: Baltic Amber (Upper Eocene).

incerta Bischoff, 1916 (fossil) (*Protomutilla*): Schriften phys.-oekon. Ges. Königsberg 56: 143, ♀, type locality: Baltic Amber (Upper Eocene).

megalophthalma Bischoff, 1916 (fossil) (*Protomutilla*): Schriften phys.-oekon. Ges. Königsberg 56: 143, ♀, type locality: Baltic Amber (Upper Eocene).

nana Bischoff, 1916 (fossil) (*Protomutilla*): Schriften phys.-oekon. Ges. Königsberg 56: 144, ♀, type locality: Baltic Amber (Upper Eocene).

rasnitsyni Lelej, 1986 (fossil) (*Protomutilla*): Paleontol. zh. 4: 105, ♂, type locality: Baltic Amber (Upper Eocene), holotype in Moscow Paleontol. Inst.

succinalis Bischoff, 1916 (fossil) (*Protomutilla*): Schriften phys.-oekon. Ges. Königsberg 56: 142, ♀, type locality: Baltic Amber (Upper Eocene).

succinicola Bischoff, 1916 (fossil) (*Protomutilla*): Schriften phys.-oekon. Ges. Königsberg 56: 143, ♀, type locality: Baltic Amber (Upper Eocene).

7. Genus *Pseudomyrmosa* Suárez, 1980

Pseudomyrmosa Suárez, 1980: Eos 54: 275. Type species: *Myrmosa minuta* Morawitz, 1894 (original designation).

kashgarica Lelej, 1981 (*Pseudomyrmosa*): Zool. zh. 60(3): 377, ♂, type locality: "Maralbaschi am Kaschgar-Darja" (China: NW), holotype in St. Petersburg Zool. Inst. – Distribution: Asia: China: NW (Xinjiang).

- minuta** (Morawitz, 1894) (*Myrmosa*): Horae Soc. Ent. Ross. 28(3/4): 328, ♀, type locality: "Atrek" (Turkmenistan), lectotype in St. Petersburg Zool. Inst. (designated by Lelej, 1977: 209). – Distribution: Russia: SET; Asia: ARM, KZ, KY, UZ, Afghanistan, Mongolia.
- myrmosina* (Dalla Torre, 1897) (*Mutilla*): Cat. Hymen. 8: 65. New name for *Mutilla minuta* Morawitz, 1894. Synonymized by André, 1903: 443.
- gobicola* Lelej, 1981 (*Pseudomyrmosa*): Zool. zh. 60(3): 377, ♂, type locality: "Mongolia, Gobi Altai, 15 km WNW Dzahoj", holotype in St. Petersburg Zool. Inst. Synonymized by Ovchinnikov, 2002: 80.
- schlettereri** (Morawitz, 1890) (*Mutilla*): Horae Soc. Ent. Ross. 24(3/4): 636, ♂, type locality: "Repetek" (Turkmenistan), lectotype in St. Petersburg Zool. Inst. (designated by Lelej, 1981: 375). – Distribution: Asia: TU.
- sogdiana** Suárez, 1981 (*Pseudomyrmosa*): Eos 57: 265, ♀, type locality: "Petr Pervy Mts, near Novabad, 2500 ♂" (Tajikistan), holotype in St. Petersburg Zool. Inst. – Distribution: Asia: TJ.

III. Subfamily PSEUDOPHOTOPSIDINAE Bischoff, 1920

Pseudophotopsini (as tribe) Bischoff, 1920 Arch. Naturgesch. 86A(1-3): 22.

8. Genus *Pseudophotopsis* André, 1896

- Pseudophotopsis** (as subgenus of *Mutilla* Linnaeus, 1758) André, 1896: Mem. Soc. zool. France 9: 266. Type species: *Agama komarovii* Radoszkowski, 1885 (designated by Ashmead, 1903: 305).
- Alloneurion* Ashmead, 1899: J. N. Y. Entom. Soc. 7: 59. Type species: *Agama kokpetica* Radoszkowski, 1885 (original designation). Synonymized by André, 1903: 21.
- Sphinctomutilla* André, 1899: Spec. Hymen. d'Eur. et d'Alg. 8: tabl. 2, 7. Type species: *Mutilla continua* Fabricius, 1804 (designated by Mickel, 1928: 37). Synonymized by André, 1900: 136.
- aegyptiaca** (Bischoff, 1920) (*Ephutomma*, as subspecies of *continua*): Arch. Naturgesch. 86A(1-3): 148 (key), 151 (description), ♀, type locality: Egypt, holotype in Zool. Mus. Berlin. – Distribution: Asia: Israel; North Africa: Egypt, Libya, Sudan, Chad.
- afghanica** Lelej, 1980 (*Pseudophotopsis*): Entom. Obozr. 59(3): 641, ♀, type locality: "Central Afghanistan, province Ghazni, SW of Mukur", holotype in St. Petersburg Zool. Inst. – Distribution: Asia: Afghanistan.

- armeniaca** (Skorikov, 1935) (*Ephutomma*): Tr. Tadh. basy AN SSSR 5: 322, ♀, type locality: "Armenia, Erevan", lectotype in St. Petersburg Zool. Inst. (designated by Lelej, 1980: 640). – Distribution: Asia: CY, ARM.
- cyprica* (Hammer, 1950) (*Ephutomma*, as subspecies of *continua*): Soc. Sci. Fenn., comm. biol. 10(13): 14, ♀, type locality: "Cyprus, Paphos Ayios Neophitos", holotype in Zool. Mus. Helsinki Univ. Synonymized by Lelej, 1985: 84.
- baktriana** (Skorikov, 1935) (*Ephutomma*): Tr. Tadh. basy AN SSSR 5: 324, ♀, type locality: "Sary-Yassy, S.-E. Transcaspia" (Turkmenistan), lectotype in St. Petersburg Zool. Inst. (designated by Lelej, 1980: 639). – Distribution: Asia: TU, TJ.
- binghami** (Bischoff, 1920) (*Pseudophotopsis*): Arch. Naturgesch. 86A(1-3): 96, ♂, type locality: "Perso-Baluch. Frontier" (Iran), holotype in Zool. Mus. Berlin. – Distribution: Asia: KZ, UZ, TJ, KY, TU, Iran, Afghanistan, India (Rajasthan).
- zarudnyi* (Skorikov, 1935) (*Pseudophotopsis*, as subspecies of *komarovii*): Tr. Tadh. basy AN SSSR 5: 292, ♂, type locality: "Kerman, strana Sargad, Tshah-i-Zaman" (Iran), lectotype in St. Petersburg Zool. Inst. (designated by Lelej, 1980: 639). Synonymized by Lelej, 1985: 83.
- biskrensis** (André, 1900) (*Mutilla*): Spec. Hymen. d'Eur. et d'Alg. 8: 143, ♀, type locality: Biskra (Algeria), syntypes in Mus. Nat. d'Hist. Natur. Paris. – Distribution: North Africa: Algeria, Tunisia, Libya, Egypt
- brachythorax** (Skorikov, 1935) (*Ephutomma*): Tr. Tadh. basy AN SSSR 5: 323, ♀, type locality: "Khorasan, Zurabad" (Iran), lectotype in St. Petersburg Zool. Inst. (designated by Lelej, 1980: 645). – Distribution: Asia: TU, TJ, East Iran, Afghanistan.
- brunnescens** Lelej, 1971 (*Pseudophotopsis*): Entom. Obozr. 50(3): 676, ♂, type locality: "Alma-Atinskaya oblast, Syugatinskaya dolina" (Kazakhstan), holotype in St. Petersburg Zool. Inst. – Distribution: Asia: KZ (south-east), KY, UZ.
- caspica** (Radoszkowski, 1885) (*Agama*): Horae Soc. Ent. Ross. 19(1/2): 39, ♂, type locality: "Germab" (Turkmenistan, near Ashkhabad), lectotype in St. Petersburg Zool. Inst. (designated by Lelej, 1980: 643). – Distribution: Asia: KZ (south), TU, UZ, KY, TR, Iran, Afghanistan.
- radoszkowskyi* (Morawitz, 1890) (*Mutilla*): Horae Soc. Ent. Ross. 24(3/4): 640, ♂, type locality: "Aschabad" (Turkmenistan), lectotype in St. Petersburg Zool. Inst. (designated by Lelej, 1980: 643). Synonymized by Dalla Torre, 1897: 21.
- selevkida* (Skorikov, 1935) (*Ephutomma*): Tr. Tadh. basy AN SSSR 5: 323, ♀, type locality: "Termez" (Uzbekistan), lectotype in St. Petersburg Zool. Inst. (designated by Lelej, 1980: 643). Synonymized by Lelej, 1980: 643.

- caucasica** (Radoszkowski, 1885) (*Agama*): Horae Soc. Ent. Ross. 19(1/2): 37, ♂, type locality: "Caucasus, Lagodehi" (Georgia), syntypes probably lost. – Distribution: Asia: GE, AZ, ARM, TU, CY, Palestine, TR, Iran, Afghanistan.
- causicola* (Dalla Torre, 1897) (*Mutilla*): Cat. Hymen. 8: 22. New name for *Agama caucasica* Radoszkowski, 1885 in genus *Mutilla*. **New Synonymy.**
- schachruda* (Skorikov, 1935) (*Ephutomma*): Tr. Tadh. basy AN SSSR 5: 323, ♀, type locality: "Shachrud" (North Iran), lectotype in St. Petersburg Zool. Inst. (designated by Lelej, 1980: 642). Synonymized by Lelej, 1980: 642.
- robusta* (Skorikov, 1935) (*Ephutomma*, as variety of *schachruda*): Tr. Tadh. basy AN SSSR 5: 324, ♀, type locality: "Caucasus, Araxes thal", lectotype in St. Petersburg Zool. Inst. (designated by Lelej, 1980: 642). Synonymized by Lelej, 1980: 642.
- mavromoustakisi* (Suárez, 1959) (*Ephutomma*): Eos 35(3): 284, ♀, type locality: "Chipre, Limassol" (Cyprus), holotype in Suárez's coll. Almeria. Synonymized by Lelej, 1980: 642.
- fumata** Bischoff, 1920 (*Pseudophotopsis*): Arch. Naturgesch. 86A(1-3): 96 (key), 98 (description), ♂, type locality: near Sfax (Tunisia), holotype in London Brit. Mus. Nat. Hist. – Distribution: Asia: Israel; North Africa: Western Sahara, Tunisia, Libya, Chad.
- geyri** (Bischoff, 1920) (*Ephutomma*, as subspecies of *continua*): Arch. Naturgesch. 86A(1-3): 152, ♀ non ♂, type locality: "Ravis" (Algeria), syntypes in Zool. Mus. Berlin. – Distribution: North Africa: Algeria, Sudan.
- irana** (Skorikov, 1935) (*Ephutomma*): Tr. Tadh. basy AN SSSR 5: 324, ♀, type locality: "Khorasan, Kyarsh-i-Nou" (Iran), lectotype in St. Petersburg Zool. Inst. (designated by Lelej, 1980: 640). – Distribution: Asia: KZ (south), KY, UZ, TU, TJ, Iran, Afghanistan, India (Rajasthan).
- cithara* (Skorikov, 1935) (*Ephutomma*): Tr. Tadh. basy AN SSSR 5: 323, ♀, type locality: "Bampur" (south-east Iran), holotype in St. Petersburg Zool. Inst. Synonymized by Lelej, 1980: 640.
- kabakovi** Lelej, 1980 (*Pseudophotopsis*): Entom. Obozr. 59(3): 647, ♂, type locality: "Eastern Afghanistan, province Kunar, Kamdesh", holotype in St. Petersburg Zool. Inst. – Distribution: Asia: Afghanistan
- kermana** Skorikov, 1935 (*Pseudophotopsis*): Tr. Tadh. basy AN SSSR 5: 291, ♂, type locality: "Kerman, strana Bampur, Karavandar" (south-east Iran), lectotype in St. Petersburg Zool. Inst. (designated by Lelej, 1980: 640). – Distribution: Asia: Iran.

- kokpetica** (Radoszkowski, 1885) (*Agama*): Horae Soc. Ent. Ross. 19(1/2): 40, ♂, type locality: "Aschabad" (Turkmenistan), lectotype in St. Petersburg Zool. Inst. (designated by Lelej, 1980: 641). – Distribution: Asia: KZ (south), UZ, KY, TU, TJ.
- komarovii** (Radoszkowski, 1885) (*Agama*): Horae Soc. Ent. Ross. 19(1/2): 38, ♂, type locality: "Ashabad" (Turkmenistan), lectotype in St. Petersburg Zool. Inst. (designated by Lelej, 1980: 637). – Distribution: Asia: KZ (south), UZ, KY, TU, TJ, CY, Iran; ? North Africa: Algeria, Egypt.
- askhabadensis* (Radoszkowski, 1885) (*Agama*): Horae Soc. Ent. Ross. 19(1/2): 39, ♂, type locality: Ashkhabad (Turkmenistan), syntypes in Krakow Inst. Syst. Exper. Zool. Synonymized by André, 1899: 21.
- oculosa* Skorikov, 1935 (*Pseudophotopsis*): Tr. Tadh. basy AN SSSR 5: 291, ♂, type locality: Ashkhabad (Turkmenistan), lectotype in St. Petersburg Zool. Inst. (designated by Lelej, 1980: 637). Synonymized by Lelej, 1980: 637.
- inductrix* Skorikov, 1935 (*Pseudophotopsis*): Tr. Tadh. basy AN SSSR 5: 291, ♂, type locality: Ashkhabad (Turkmenistan), lectotype in St. Petersburg Zool. Inst. (designated by Lelej, 1980: 637). Synonymized by Lelej, 1980: 637.
- asiatica* Suárez, 1965 (*Pseudophotopsis*): Mem. Soc. entom. Ital. 44: 52, ♀, type locality: Ashkhabad (Turkmenistan), syntypes in Krakow Inst. Syst. Exper. Zool. Synonymized by Lelej, 1980: 637.
- mateui** Giner, 1945 (*Pseudophotopsis*): Eos 21: 252, ♀, ♂, type locality: Tuisguirrentz Rod el Hasch, El Gasuch, Anguili (Western Sahara), syntypes in Madrid Inst. Español Ent. – Distribution: North Africa: Western Sahara.
- maura** Bischoff, 1920 (*Pseudophotopsis*, as subspecies of *kokpetica*): Arch. Naturgesch. 86A(1-3): 96 (key), 98 (description), ♂, type locality: Gabes (Tunisia), holotype in Mus. Nat. d'Hist. Natur. Paris. – Distribution: Asia: Israel; North Africa: Algeria, Tunisia, Libya, Egypt, Chad.
- obliterata** (Smith, 1855) (*Mutilla*): Cat. Hymen. 3: 8, ♂, type locality: "Albania", holotype in London Brit. Mus. Nat. Hist. – Distribution: Europe: AL; Asia: CY.
- orthopthalma** (Skorikov, 1935) (*Ephutomma*): Tr. Tadh. basy AN SSSR 5: 322, ♀, type locality: "Transcaspia, Repetek" (Turkmenistan), lectotype in St. Petersburg Zool. Inst. (designated by Lelej, 1980: 638). – Distribution: Asia: KZ (south), KY, UZ, TU, TJ.
- pavlovskiyi** Skorikov, 1935 (*Pseudophotopsis*): Tr. Tadh. basy AN SSSR 5: 290, ♂, type locality: "Bezmein" (Turkmenistan, 20 km NW Ashkhabad), lectotype in St. Petersburg Zool. Inst. (designated by Lelej, 1980: 645). – Distribution: Asia: KY, UZ, TU, TJ, Iran (north), Afghanistan.

melanocephala Skorikov, 1935 (*Pseudophotopsis*, as variety of *pavlovskyi*): Tr. Tadh. basy AN SSSR 5: 291, ♂, type locality: "Amudarja" (Turkmenistan, Uzbekistan), lectotype in St. Petersburg Zool. Inst. (designated by Lelej, 1980: 645). Synonymized by Lelej, 1980: 645.

rufothoracica Bischoff, 1920 (*Pseudophotopsis*, as subspecies of *kokpetica*): Arch. Naturgesch. 86A(1-3): 98, ♂, type locality: "Helouan" (Egypt), holotype in Budapest Term. tud. Mus. – Distribution: North Africa: Egypt.

syriaca (André, 1900) (*Mutilla*): Spec. Hymen. d'Eur. et d'Alg. 8: 140, ♀, type locality: "Syrie, Palestine", syntypes in Mus. Nat. d'Hist. Natur. Paris. – Distribution: Europe: GR Asia: Syria, Palestine.

IV. Subfamily TICOPLINAE Nagy, 1970

Ticoplinae Nagy, 1970: Ent. Mitt. Zool. Mus. Hamburg 4(69): 84.

Nanomutillinae Suárez, 1975: Arch. Inst. Aclimat. 20: 114. Synonymized by Argaman, 1988: 33.

Tribe Ticoplini Nagy, 1970

9. Genus *Nanomutilla* André, 1900

Nanomutilla (as subgenus of *Mutilla* Linnaeus, 1758) André, 1900: Spec. Hymen. d'Eur. et d'Alg. 8: 130. Type species: *Mutilla* (*Nanomutilla*) *vaucheri* Tournier, 1895 (monobasic).

Ticopla Nagy, 1970: Ent. Mitt. Zool. Mus. Hamburg 4(69): 85. Type species: *Ticopla yoca* Nagy, 1970 (original designation). Synonymized by Mitchel and Brothers, 1998: 193.

nada Argaman, 1988 (*Nanomutilla*): Fragm. balc. Mus. maced. sci. nat. 14(5): 38, ♀, type locality: "South Spain", holotype in Argaman's coll., Yavne, Israel. – Distribution: Europe: E (south).

parila (Nagy, 1970) (*Ticopla*): Ent. Mitt. Zool. Mus. Hamburg 4(69): 85, ♂, type locality: "Amman" (Jordan), holotype in Argaman's coll., Yavne, Israel. – Distribution: Asia: Jordan, Israel.

vaucheri (Tournier, 1895) (*Mutilla*): Bull. Soc. Entom. France: 47, ♀, type locality: Tanger (Morocco), syntypes probably in Mus. d'Hist. Natur. Geneve. – Distribution: Europe: E; Asia: Syria; North Africa: Morocco, Algeria.

yoca (Nagy, 1970) (*Ticopla*): Ent. Mitt. Zool. Mus. Hamburg 4(69): 85, ♂, type locality: "Jordania" (Jordan), holotype in Argaman's coll., Yavne, Israel. – Distribution: Asia: Jordan, Israel.

Tribe *Smicromyrmillini* Argaman, 1988

Smicromyrmillini Argaman, 1988: *Fragm. balc. Mus. maced. sci. nat.* 14(5): 36.

10. Genus *Smicromyrmilla* Suárez, 1965

Smicromyrmilla Suárez, 1965: *Eos* 40(3-4): 570. Type species: *Mutilla ariasi* André, 1896 (original designation).

ariasi (André, 1896) (*Mutilla*): *Mem. Soc. Zool. France* 9: 274, ♀, type locality: "España" (Spain), holotype in *Mus. Nat. d'Hist. Natur. Paris.* – Distribution: Europe: E; North Africa: Morocco.

garciapavoni Suárez, 1975 (*Smicromyrmilla*, as subspecies of *ariasi*): *Arch. Inst. Aclimat.* 20: 109, ♀, type locality: "Taurirt (Beni Sicar)" (Morocco), holotype in Suárez's coll., Almeria. – Distribution: North Africa: Morocco.

miranda Nonveiller et Gros, 1996 (*Smicromyrmilla*): *Boll. Soc. d'Hist. Natur. Balears* 39: 60, ♂, type locality: "El Perello" (Spain), holotype in *Mus. Nat. d'Hist. Natur. Paris.* – Distribution: Europe: E.

V. Subfamily MYRMILLINAE Bischoff, 1920

Myrmillini (as tribe) Bischoff, 1920: *Arch. Naturgesch.* 86A(1-3): 22.

11. Genus *Bischoffitilla* Lelej, gen. n.

Squamulotilla sensu Mickel: Krombein, Lelej, 1999: *Proc. Entom. Soc. Wash.* 101(1): 144, ♀ ♂.

afghanica (Lelej, 1980) (*Myrmilla*): *Entom. Obozr.* 59(1): 182, ♀, type locality: Afghanistan, province Lagman, Shamakat, holotype in St. Petersburg Zool. Inst. **New combination.** – Distribution: Asia: Afghanistan.

ardescens (Smith, 1873) (*Mutilla*): *Trans. entom. Soc. London*: 182, ♀, type locality: "Nagasaki" (Japan), holotype lost. **New combination.** – Distribution: Asia: Japan (Honshu, Kyushu, Amami-oshima).

bidentata (Tsuneki, 1972) (*Squamulotilla*): *Etizenia* 61: 3, ♂, type locality: "Fukui Pref., Arashi, 700 m" (Japan, Honshu), holotype in *Mus. Nat. Human Activity, Hyogo.* **New combination.** – Distribution: Asia: Japan (Honshu, Yaku-shima).

exilipunctata (Chen, 1957) (*Squamulotilla*): *Quart. J. Taiwan Mus.* 10(3-4): 146, ♀, type locality: "Kiangsu, Nanking" (China), holotype in Maa's coll., Taiwan. **New combination.** – Distribution: Asia: China: NO (Hebei), CE (Jiangsu, Zhejiang), SE (Fujian), Korea.

- pungens** (Smith, 1873) (*Mutilla*): Trans. entom. Soc. London: 182, ♀, type locality: "Hiogo" (Japan), holotype lost. **New combination**. – Distribution: Asia: Japan (Honshu, Kyushu).
- pungens* (Smith, 1874) (*Mutilla*): Trans. entom. Soc. London: 407, ♀, type locality: "Hiogo" (Japan), holotype in London Brit. Mus. Nat. Hist. Synonymized by Mickel, 1935: 194.
- militans* (Dalla Torre, 1897) (*Mutilla*): Cat. Hymen. 8: 62. New name for *Mutilla pungens* Smith, 1874. Synonymized by Mickel, 1935: 194.
- strangulata** (Smith, 1879) (*Mutilla*): Descr. New Species Hymen.: 200, ♀, type locality: "North China", holotype in London Brit. Mus. Nat. Hist. **New combination**. – Distribution: Asia: China: CE (Jiangxi, Jiangsu, Anhui, Zhejiang), SE (Fujian, Guangdong).
- unidentata** (Tsuneki, 1972) (*Squamulotilla*): Etizenia 61: 6, ♂, type locality: "Fukui Pref., Ipponmatsu, 800 m" (Japan, Honshu), holotype in Mus. Nat. Human Activity, Hyogo. **New combination**. – Distribution: Asia: Japan (Honshu).

12. Genus *Blakeius* Ashmead, 1903

- Blakeius** Ashmead, 1903: Can. Entom. 35: 327. Type species: *Mutilla bituberculata* Smith, 1855 (= *Mutilla bipunctata* Latreille, 1792) (original designation).
- Bisigilla* (as subgenus of *Myrmilla* Wesmael, 1852) Skorikov, 1927: Ezhegodnik Zool. Mus. AN SSSR 28(1): 35. Type species: *Mutilla bipunctata* Latreille, 1792 (designated by Invrea, 1964: 71. Synonymized by Brothers, 1975: 591).
- bipunctatus** (Latreille, 1792) (*Mutilla*): Act. Soc. Hist. Nat. Paris 1: 10, ♀, type locality: "Gallo-provincia" (Provence, France), syntypes unknown. – Distribution: Europe: E, F, I, GR; Asia: CY, Syria; North Africa: Morocco, Algeria, Tunisia.
- angusticollis* (Spinola, 1843) (*Mutilla*): Anns Soc. entom. Fr. 2(1): 132, ♂, type locality: Andalusia (Spain), syntypes in Torino Mus. Reg. Sci. Natur. Synonymized by Sichel and Radoszkowski, 1870: 220.
- tuberculata* (Lepelletier 1845) (*Mutilla*, nom. praeocc., non Fabricius, 1804): Hist. nat. ins. Hymen. 3: 619, ♀, type locality: "Midi de l'Europe", types in Torino Mus. Reg. Sci. Natur. Synonymized by Morawitz, 1865: 125.
- bituberculata* (Smith, 1855) (*Mutilla*): Cat. Hymen. 3: 2, ♀. New name for *Mutilla tuberculata* Lepelletier, 1845. Type locality: "Midi de l'Europe", types in Mus. Zool. Univ. Torino. Synonymized by Morawitz, 1865: 125.
- erythrothorax* (Sichel et Radoszkowski, 1870) (*Mutilla*): Horae Soc. Ent. Ross. 6(4): 266, ♂, type locality: not given (? South Europe). Synonymized by André, 1903: 447.

- cobosi** (Suárez, 1958) (*Myrmilla*, as variety of *bipunctata*): Eos 34(1): 90, ♀, ♂, type locality: "Muley Rechid" Morocco, holotype ♂ in Suárez's coll., Almeria. – Distribution: North Africa: Morocco.
- chiesi** (Spinola, 1839) (*Mutilla*): Anns Soc. entom. Fr. 7: 457, ♀, type locality: Corsica (France), holotype in Mus. Zool. Univ. Torino. – Distribution: Europe: E, P, F (Corsica), I; North Africa: Morocco, Algeria, Tunisia.
- diophthalma* (Costa, 1882) (*Mutilla*): Atti R. Accad. Sci. Fis. Matem. Napoli (1)9(11): 37, ♀, type locality: not given (Sardinia), syntypes in Mus. Zool. Univ. Napoli. Synonymized by Costa, 1887: 158.
- ibericus** (Suárez, 1958) (*Myrmilla*, as subspecies of *chiesi*): Eos 34(1): 92, ♀, ♂, type locality: "El Escorial" (Madrid, Spain), holotype ♂ in Suárez's coll., Almeria. – Distribution: Europe: E, P, I; North Africa: Morocco, ? Algeria, Tunisia.
- negrei** (Suárez, 1958) (*Myrmilla*, as subspecies of *chiesi*): Eos 34(1): 96, ♂, type locality: "Malaga" (Spain), holotype in Suárez's coll., Almeria. – Distribution: Europe: E, P, I; North Africa: Morocco, Algeria.
- obscura* (Suárez, 1958) (*Myrmilla*, as forma of *chiesi iberica*): Eos 34(1): 95, ♀, ♂, type locality: "La Canada (Almeria)" (Spain), holotype ♂ in Suárez's coll., Almeria. Invalid according to article 45.5 of ICZN. Synonymized by Invrea, 1964: 82.
- rufonota* (Suárez, 1958) (*Myrmilla*, as forma of *chiesi iberica*): Eos 34(1): 95, ♀, ♂, type locality: "Laujar (Almeria)" (Spain), holotype ♂ in Suárez's coll., Almeria. Invalid according to article 45.5 of ICZN. Synonymized by Invrea, 1964: 82.
- nana* (Suárez, 1958) (*Myrmilla*, as forma of *chiesi iberica*): Eos 34(1): 96, ♀, ♂, type locality: "La Joya (Almeria)" (Spain), holotype in Suárez's coll., Almeria. Invalid according to article 45.5 of ICZN. Synonymized by Invrea, 1964: 82.
- invreai** (Suárez, 1958) (*Myrmilla*): Eos 34(1): 90, ♂, type locality: "Malaga" (Spain), holotype in Suárez's coll., Almeria. – Distribution: Europe: E; North Africa: Morocco.
- leopoldinus** (Invrea, 1955) (*Myrmilla*): Boll. Soc. entom. Ital. 85: 104, ♂, ♀, type locality: "Sardegna, Domus de Maria" (Italy), syntypes in Genova Mus. Civ. Stor. Natur. – Distribution: Europe: I (Sardinia), M.
- ortizi** (Suárez, 1954) (*Myrmilla*): Arch. Inst. Aclimat. 2: 157, ♀, type locality: "Benaojan (Malaga)" (Spain), holotype in Suárez's coll., Almeria. – Distribution: Europe: E; North Africa: Morocco.
- otini* (Giner, 1959) (*Myrmilla*): Eos 35(4): 392, ♂, ♀, type locality: "O. Smen" (Morocco), holotype ♂ in Madrid Inst. Español Ent. Synonymized by Suárez, 1959: 401.

13. Genus *Liomutilla* André, 1907

Liomutilla André, 1907: Z. Hym. Dipt.: 340. Type species: *Liomutilla canariensis* André, 1907 (monobasic).

canariensis André, 1907 (*Liomutilla*): Z. Hym. Dipt.: 340, ♀, type locality: "Teneriffe (Iles Canaries)", holotype in Mus. d'Hist. Natur. Paris. – Distribution: North Africa: Canary Is.

14. Genus *Myrmilla* Wesmael, 1852

Myrmilla (as subgenus of *Mutilla* Linnaeus, 1758): Wesmael, 1852: Bull. Acad. R. Sci. Belg. 18(2): 365. Type species: *Mutilla distincta* Lepeletier, 1845 (= *Mutilla calva* Villers, 1789) (designated by Ashmead, 1903: 324).

Rudia Costa, 1858: Fauna regno Napoli: 7. Type species: *Rudia megacephala* Costa, 1858 (= *Mutilla erythrocephala* Latreille, 1792) (designated by Bischoff, 1920: 54). Synonymized by André, 1903: 24.

Subgenus *Eurygnathilla* Skorikov, 1927

Eurygnathilla (as subgenus of *Myrmilla* Wesmael, 1852) Skorikov, 1927: Ezhegodnik Zool. Mus. AN SSSR 28(1): 35. Type species: *Myrmilla ephutommatina* Skorikov, 1927 (designated by Lelej, 1985: 110).

emiliae (Dalla Torre, 1897) (*Mutilla*): Cat. Hymen. 8: 34. New name for *Mutilla laticeps* Radoszkowski, 1888. – Distribution: Asia: AZ, ARM, TU, TR, Iraq, Iran.

laticeps (Radoszkowski, 1888) (*Mutilla*, nom. praecoc., non Blake, 1871): Horae Soc. Ent. Ross. 22(3/4): 345, ♀, type locality: "Astrabad" (=Gorgan, Iran), syntypes in Krakow Inst. Syst. Exper. Zool.

chusistana Skorikov, 1927 (*Myrmilla*): Ezhegodnik Zool. Mus. AN SSSR 28(1): 38, ♀, type locality: "Nagun, Arabistan" (Iran), holotype in St. Petersburg Zool. Inst. Synonymized by Lelej, 1985: 110.

ephutommatina Skorikov, 1927 (*Myrmilla*): Ezhegodnik Zool. Mus. AN SSSR 28(1): 36, ♀, type locality: "Shakhriyabs near Guzar" (Uzbekistan), lectotype in St. Petersburg Zool. Inst. (designated by Lelej, 1985: 110). – Distribution: Asia: TU, UZ, TJ.

Subgenus *Myrmilla* Wesmael, 1852

anopla Skorikov, 1927 (*Myrmilla*, as variety of *calva*): Ezhegodnik Zool. Mus. AN SSSR 28(1): 37, ♀, type locality: "Montenegro" (Yugoslavia), lectotype ("Montenegro, 1867, Erber") in St. Petersburg Zool. Inst. (designated here, in order to ensure the name's proper and consistent use). – Distribution: Europe: YU.

- astrabada** Skorikov, 1927 (*Myrmilla*): Ezhegodnik Zool. Mus. AN SSSR 28(1): 39, ♀, type locality: Shaku, Elburs (Iran, between Gorgan and Shahrud), holotype in St. Petersburg Zool. Inst. – Distribution: Asia: Iran.
- bilobicornis** Skorikov, 1927 (*Myrmilla*, as variety of *corniculata*): Ezhegodnik Zool. Mus. AN SSSR 28(1): 35, ♀, type locality: "Astrabad" (=Gorgan, Iran), lectotype in St. Petersburg Zool. Inst. (designated by Lelej, 1985: 101). – Distribution: Asia: TU, Iran.
- calva** (Villers, 1789) (*Mutilla*): Caroli Linnaei Entomologica: 343, fig. 33, ♀, type locality: Marseilles (France), syntypes not found. – Distribution: Europe: A, CZ, SL, H, A, D, CH, R, AL, Slovenia, Croatia, BH, YU, Macedonia, BG, GR, I, F, E, P; Asia: TR; North Africa: Morocco, Tunisia, Libya, Egypt.
- calva* (Fabricius, 1798) (*Mutilla*, nom. praeocc., non Villers, 1789): Suppl. entomol. syst.: 282, ♀, type locality: "in Gallia" (France), lectotype in Copenhagen Univ. Zool. Mus. (designated by Petersen, 1988: 156). Synonymized by Morawitz, 1865: 120.
- triareolata* (Spinola, 1841) (*Mutilla*): Annl. Soc. entom. Fr. 10: 97, ♂, type locality: Sicily (Italy), holotype in Mus. Zool. Univ. Torino. Synonymized by Sichel and Radoszkowski, 1869: 17.
- distincta* (Lepelletier, 1845) (*Mutilla*): Hist. nat. ins. Hymen. 3: 606, ♀, type locality: "Environs de Paris" (France), syntypes in Mus. Nat. d'Hist. Natur., Paris. Synonymized by Morawitz, 1865: 121.
- agrestis* (Lepelletier, 1845) (*Mutilla*): Hist. nat. ins. Hymen. 3: 605, ♀, type locality: "Midi d'Europe", syntypes in Mus. Nat. d'Hist. Natur., Paris. Synonymized by Morawitz, 1865: 121.
- incompleta* (Lepelletier, 1845) (*Mutilla*): Hist. nat. ins. Hymen. 3: 609, ♂, type locality: not given (South Europe), syntypes unknown. Synonymized by Morawitz, 1865: 121.
- hastata* (Costa, 1858) (*Rudia*): Fauna regno Napoli: 9, tab. 24, fig. 5, ♂, type locality: Terra d'Otranto (Italy), syntypes in Mus. Zool. Univ. Napoli. Synonymized by Morawitz, 1865: 121.
- andalusiana* Skorikov, 1927 (*Myrmilla*, as variety of *calva*): Ezhegodnik Zool. Mus. AN SSSR 28(1): 37, ♀, type locality: Andalusia (Spain), syntypes in St. Petersburg Zool. Inst. **New Synonymy.**
- seminigra* Hoffer, 1938 (*Myrmilla*, as forma of *calva*): Sbornik ent. odd. Nar. Mus. Praze 18: 181, ♂, type locality: "Hady u Brna" (Czechia), holotype probably in Praha Narodni Muz. **New Synonymy.**
- perparvula* Invrea, 1958 (*Myrmilla*, as forma of *calva*): Boll. Soc. Ent. Ital. 88(9/10): 143, ♀, type locality: Albania, Scutari; holotype in Genova Mus. Civ. Stor. Natur. **New Synonymy.**
- semirubra* Nonveiller, 1972 (*Myrmilla*, as forma of *calva*): Acta entom. Jugosl. 7(2): 5, ♀, type locality: Crete, Iraclion (Greece), syntypes in Nonveiller's coll., Zemun. Invalid according to article 15.2 of ICZN.

- caucasica** (Kolenati, 1846) (*Mutilla*): Meletemata entomologica 5: 121, ♀, type locality: "in locis ... Caucasi", syntypes probably lost. – Distribution: Europe: U; Russia: SET; Asia: GE, AZ, ARM, TR, Iran.
- jasonia* Skorikov, 1927 (*Myrmilla*): Ezhegodnik Zool. Mus. AN SSSR 28(1): 36, ♀, type locality: Derbent, Daghestan (Russia: north Caucasus), lectotype in St. Petersburg Zool. Inst. (designated by Lelej, 1985: 99). Synonymized by Lelej, 1985: 99.
- kiritschenkoi* Skorikov, 1927 (*Myrmilla*): Ezhegodnik Zool. Mus. AN SSSR 28(1): 36, ♀, type locality: Belbek (Crimea, Ukraine), lectotype in St. Petersburg Zool. Inst. (designated by Lelej, 1985: 99). Synonymized by Lelej, 1985: 99.
- corniculata** (Sichel et Radoszkowski, 1869) (*Mutilla*): Horae Soc. Ent. Ross. 6(1/2): 163, ♀, type locality: "France meridionale, Grece, Syra, Corfou, Caucase, Crimee, Anatolie", syntypes in Krakow Inst. Syst. Exper. Zool. and Zool. Muz. Berlin. – Distribution: Europe: ?F (south), GR; Asia: Syria, Palestine, TR, Iran.
- corniculata* (Gerstaecker, 1862) (*Mutilla*): Arch. Naturgesch. 28(2): 423. type locality: Crimea (Ukraine). Nomen nudum.
- corniculatina** Skorikov, 1927 (*Myrmilla*): Ezhegodnik Zool. Mus. AN SSSR 28(1): 37, ♀, type locality: "Tinos, Graecia", holotype in St. Petersburg Zool. Inst. – Distribution: Europe: GR.
- doumerguei** (André, 1901) (*Mutilla*): Spec. Hymen. d'Eur. et d'Alg. 8: 190, ♀, type locality: "El Kreider, Algerie", syntypes in Mus. Nat. d'Hist. Natur. Paris. – Distribution: Europe: ? R; North Africa: Algeria.
- edentata** Skorikov, 1927 (*Myrmilla*): Ezhegodnik Zool. Mus. AN SSSR 28(1): 40, ♀, type locality: "Samarkand, Ak-Darja" (Uzbekistan), lectotype in St. Petersburg Zool. Inst. (designated by Lelej, 1985: 105). – Distribution: Asia: KZ (south), UZ, TJ.
- kumakana* Skorikov, 1935 (*Myrmilla*): Tr. Tadzh. basy AN SSSR 5: 288, ♀, type locality: Kumak, north-west Bukhara (Uzbekistan), lectotype in St. Petersburg Zool. Inst. (designated by Lelej, 1985: 105). Synonymized by Lelej, 1985: 105.
- medoides* Skorikov, 1935 (*Myrmilla*): Tr. Tadzh. basy AN SSSR 5: 286, ♀, type locality: Katta-Ming, Samarkand (Uzbekistan), holotype in St. Petersburg Zool. Inst. Synonymized by Lelej, 1985: 105.
- erythrocephala** (Latreille, 1792) (*Mutilla*): Act. Soc. Hist. Nat. Paris 1: 8, ♀, type locality: Provence, France, syntypes in Mus. Nat. d'Hist. Natur. Paris. – Distribution: Europe: A, CZ, SL, H, Croatia, YU, Macedonia, BG, GR, I, F (south), E, P; Asia: CY, Lebanon, Palestine; North Africa: Tunisia, Egypt.
- latreillei* (Meyer, 1794) (*Mutilla*): Zool. annal. 1: 265, type locality: Provence, France, syntypes in Mus. Nat. d'Hist. Natur. Paris. Synonymized by Morawitz, 1865: 118.

- cornuta* (Olivier, 1811) (*Mutilla*): Encyclopedie methodique 8: 64, ♀, type locality: Greece, syntypes probably in Mus. Nat. d'Hist. Natur., Paris. Synonymized by André, 1901: 183.
- megacephala* (Costa, 1858) (*Rudia*): Fauna regno Napoli: 8, ♀, ♂, type locality: "Terra d'Otranto" (Italy), syntypes in Mus. Zool. Univ. Napoli. Synonymized by André, 1903: 445.
- bison* (Costa, 1887) (*Mutilla*): Rc. Accad. Sci. fis. mat., Napoli 2(1): 243 ♀, type locality: "Sicilia, adiacenze di Girgenti" (Italy), syntypes in Mus. Zool. Univ. Napoli. Synonymized by De Stefani, 1897: 80.
- etzhmiadzini** (Radoszkowski, 1885) (*Mutilla*): Horae Soc. Ent. Ross. 19(1/2): 45, ♀, type locality: Etzhmiadzin (Armenia), syntypes in Krakow Inst. Syst. Exper. Zool. – Asia: AZ, ARM.
- armeniaca* Skorikov, 1927 (*Myrmilla*, as subspecies of *calva*): Ezhegodnik Zool. Mus. AN SSSR 28(1): 36, ♀, type locality: Armenia, near Erevan, lectotype in St. Petersburg Zool. Inst. (designated by Lelej, 1985: 99). Synonymized by Aliev and Lelej, 1999: 44.
- jakobsoni** Skorikov, 1927 (*Myrmilla*): Ezhegodnik Zool. Mus. AN SSSR 28(1): 40, ♀, type locality: station Golodnaya step (=Gulistan, Uzbekistan), lectotype in St. Petersburg Zool. Inst. (designated by Lelej, 1985: 103). – Distribution: Asia: KZ (south), UZ.
- longicapitata* Skorikov, 1935 (*Myrmilla*): Tr. Tadzh. basy AN SSSR 5: 286, ♀, type locality: station Milyutinskaya (near Gallya-Aral, Uzbekistan), holotype in St. Petersburg Zool. Inst. Synonymized by Lelej, 1985: 103.
- kabulensis** Lelej, 1980 (*Myrmilla*): Entom. Obozr. 59(1): 183, ♀, type locality: "Afghanistan, province Vardak, Tshak-i-Vardak", holotype in St. Petersburg Zool. Inst. – Distribution: Asia: Afghanistan.
- labecua** Nagy, 1968 (*Myrmilla*): Boll. Soc. entom. Ital. 98(3-6): 68, ♀, type locality: "Cluj" (Romania), holotype in Nagy's coll. – Distribution: Europe: R.
- lezginica** (Radoszkowski, 1885) (*Mutilla*): Horae Soc. Ent. Ross. 19(1/2): 16, ♀ non ♂, type locality: Daghestan (Russia: north Caucasus), syntypes in Krakow Inst. Syst. Exper. Zool. – Distribution: Europe: GR, YU, Macedonia, BG, R, U; Russia: SET; Asia: GE, AZ, UZ, TU, Syria, Palestine, TR, Iran.
- subcornuta* (Morawitz, 1893) (*Mutilla*): Horae Soc. Ent. Ross. 27(3/4): 393, ♀, type locality: "Urgut" (Uzbekistan), lectotype in St. Petersburg Zool. Inst. (designated by Lelej, 1985: 101). Synonymized by Lelej, 1985: 101.
- nigrifrons** (André, 1901) (*Mutilla*, as variety of *lezginica*): Spec. Hymen. d'Eur. et d'Alg. 8: 188, ♀, type locality: "Syrie", syntypes in Mus. Nat. d'Hist. Natur. Paris. – Distribution: Asia: Syria.

- kokujevi* Skorikov, 1927 (*Myrmilla*): Ezhegodnik Zool. Mus. AN SSSR 28(1): 39, ♀, type locality: Mikenzevy gory, Sevastopol, Crimea (Ukraine), lectotype in St. Petersburg Zool. Inst. (designated by Lelej, 1985: 101). Synonymized by Lelej, 1978: 79.
- susiana* Skorikov, 1927 (*Myrmilla*): Ezhegodnik Zool. Mus. AN SSSR 28(1): 39, ♀, type locality: urotshishtshe Gamdalkal, Arabistan (Iran), lectotype in St. Petersburg Zool. Inst. (designated by Lelej, 1985: 101). Synonymized by Lelej, 1985: 101.
- macrura** Nagy, 1968 (*Myrmilla*): Boll. Soc. entom. Ital. 98(3-6): 65, ♀, type locality: "Cluj" (Romania), holotype in Nagy's coll. – Distribution: Europe: R.
- menozzii** Invrea, 1950 (*Myrmilla*): Mem. Soc. entom. Ital. 29: 20, ♀, type locality: "Gerico" (Palestine), holotype in Inst. Ent. Univ. Bologna. – Distribution: Asia: Palestine.
- mutica** (André, 1903) (*Mutilla*, as variety of *erythrocephala*): Spec. Hymen. d'Eur. et d'Alg. 8: 433, ♀, type locality: "Dalmatia, Istrie, Moree, Caucase, Egypte", syntypes in Mus. Nat. d'Hist. Natur. Paris. – Distribution: Europe: R, Croatia, BH, YU, Macedonia, GR, I; North Africa: Egypt.
- ecornuta* Skorikov, 1927 (*Myrmilla*): Ezhegodnik Zool. Mus. AN SSSR 28(1): 37, ♀, type locality: "Corfu" (=Kerkira, Greece), holotype in St. Petersburg Zool. Inst. Synonymized by Lelej, 1985: 100.
- hamata* Skorikov, 1927 (*Myrmilla*, as variety of *corniculata*): Ezhegodnik Zool. Mus. AN SSSR 28(1): 37, ♀, type locality: Greece, lectotype in St. Petersburg Zool. Inst. (designated by Lelej, 1985: 100). Synonymized by Lelej, 1985: 100.
- propodealis** Skorikov, 1935 (*Myrmilla*): Tr. Tadzh. basy AN SSSR 5: 289, ♀, type locality: river Tuyuk (Kyrgyzstan, Kyrgyz Range), lectotype in St. Petersburg Zool. Inst. (designated by Lelej, 1985: 104). – Distribution: Asia: KZ (south-east), KY, China: NW (Xinjiang).
- shnitnikovi* Skorikov, 1935 (*Myrmilla*): Tr. Tadzh. basy AN SSSR 5: 289, ♀, type locality: river Tuyuk (Kyrgyzstan, Kyrgyz Range), lectotype in St. Petersburg Zool. Inst. (designated by Lelej, 1985: 104). Synonymized by Lelej, 1985: 104.
- rostriformis** Lelej, 1980 (*Myrmilla*): Entom. Obozr. 59(1): 186, ♀, type locality: "Afghanistan, province Gazni, Alagzar NW of Mukur, 2250 m", holotype in St. Petersburg Zool. Inst. – Distribution: Asia: Afghanistan (east).
- saharae** (Cockerell, 1907) (*Mutilla*): Entomologist 40(526): 50. New name for *Mutilla fasciata* Klug, 1829. – Distribution: North Africa: Egypt.
- fasciata* (Klug, 1829) (*Mutilla*, nom. praeocc., non Olivier, 1811): Symb. phys. Dec. 1: tab. 4, fig. 6, ♀, type locality: "Prope Saccharum in area capta" (Egypt), syntypes in Zool. Mus. Berlin.

- sarta** Skorikov, 1927 (*Myrmilla*): *Ezhagodnik Zool. Mus. AN SSSR* 28(1): 39, ♀, type locality: "Mullya-Vulgan – Ilbe-Kuybak, Dzhizak" (Uzbekistan), lectotype in St. Petersburg Zool. Inst. (designated by Lelej, 1977: 530). – Distribution: Asia: KZ (south), TU, UZ, TJ, Mongolia.
- schmiedeknechti** (André, 1903) (*Mutilla*): *Spec. Hymen. d'Eur. et d'Alg.* 8: 436, ♂, type locality: "Tourrah" (Egypt), holotype in Naturhist. Mus. Wien. – Distribution: North Africa: Egypt.
- tadzhiestanica** Lelej, 1985 (*Myrmilla*): *Osy-nemki fauny SSSR*: 96 (key), 103 (description), ♀, type locality: "Dushanbe" (Tajikistan), holotype in St. Petersburg Zool. Inst. – Distribution: Asia: KY, TJ.
- variolosa** Skorikov, 1935 (*Myrmilla*): *Tr. Tadh. basy AN SSSR* 5: 288, ♀, type locality: Kulyab (Tajikistan), lectotype in St. Petersburg Zool. Inst. (designated by Lelej, 1985: 105). – Distribution: Asia: UZ, TJ.
- zarudnyi** Skorikov, 1927 (*Myrmilla*): *Ezhagodnik Zool. Mus. AN SSSR* 28(1): 38, ♀, type locality: "Neyzar, Seistan, mouth of Hilmend [Helmand]" (Iran), lectotype in St. Petersburg Zool. Inst. (designated by Lelej, 1995: 5). – Distribution: Asia: Iran, India (Rajasthan).

Subgenus *Pseudomutilla* Costa, 1885

- Pseudomutilla** Costa, 1885: *Rc. Accad. Sci. fis. mat., Napoli* 23: 169. Type species: *Pseudomutilla sardiniensis* Costa, 1885 (= *Mutilla capitata* Lucas, 1849) (monobasic).
- Edrionotus* Radoszkowski, 1885: *Horae Soc. Ent. Ross.* 19(1/2): 33. Type species: *Mutilla capitata* Lucas, 1849 (designated by Ashmead, 1903: 332). Synonymized by André, 1903: 24.
- atalanta** Nagy, 1967 (*Myrmilla*): *Boll. Soc. entom. Ital.* 97(3-4): 52, ♂, ♀, type locality: "Agigea, Dobroucha" (Romania), holotype ♂ in Nagy's coll. – Distribution: Europe: R; Asia: TR.
- badchysiana** Lelej, 1980 (*Myrmilla*): *Entom. Obozr.* 59(1): 184, ♀, type locality: Badkhyz reserve (Turkmenistan), holotype in St. Petersburg Zool. Inst. – Distribution: Asia: TU, TJ, Afghanistan.
- bytinskii** Invrea, 1965 (*Myrmilla*): *Mem. Soc. entom. Ital.* 44: 65, ♀, type locality: "Revivim (Palestine), holotype in Bytynski Salz's coll. (Univ. Tel Aviv). – Distribution: Asia: Palestine.
- capitata** (Lucas, 1849) (*Mutilla*): *Explor. sci. de l'Alg.* 3: 290, ♂, type locality: "Lacalle" (Algeria), syntypes in Mus. Nat. d'Hist. Natur. Paris. – Distribution: Europe: H, A, YU, BG, GR, I, F (south), E, P; Asia: Syria; North Africa: Morocco, Algeria, Tunisia, Libya, Egypt.
- parvicollis* (Costa, 1860) (*Mutilla*): *Fauna regno Napoli*: 35, ♀, type locality: "Calabria ulteriore" (Italy), syntypes in Mus. Zool. Univ. Napoli. Synonymized by Morawitz, 1865: 118.

- sardiniensis* (Costa, 1885) (*Pseudomutilla*): Rc. Accad. Sci. fis. mat., Napoli 23: 169, ♂, type locality: not given (Sardinia, Italy), syntypes in Mus. Zool. Univ. Napoli. Synonymized by Costa, 1887: 157.
- olcesei* (Tournier, 1895) (*Mutilla*): Bull. Soc. Entom. France: 48, ♀, type locality: Tanger (Morocco), syntypes probably in Mus. d'Hist. Natur. Geneve. Synonymized by Suárez, 1958: 110.
- robustior** (André, 1901) (*Mutilla*, as variety of *capitata*): Spec. Hymen. d'Eur. et d'Alg. 8: 192, ♀, type locality: "Biskra, Batna" (Algeria), syntypes in Mus. Nat. d'Hist. Natur. Paris. – Distribution: North Africa: Algeria.
- cyrenaica** Invrea, 1950 (*Myrmilla*): Mem. Soc. entom. Ital. 29: 20, ♀, type locality: "Agedabia, Cirenaica" (Libya), holotype in Genova Mus. Civ. Stor. Natur. – Distribution: North Africa: Libya.
- filippovi** Lelej, 1985 (*Myrmilla*): Osy-nemki fauny SSSR: 96 (key), 103 (description), ♀, type locality: Turkey, Mersina, holotype in Zool. Mus. Moscow Univ. – Distribution: Asia: TR.
- glabrata** (Fabricius, 1775) (*Mutilla*): Systema entomologicae: 398, ♂, type locality: "Habitat in Oriente" (? Egypt), holotype in Copenhagen Univ. Zool. Mus. – Distribution: Europe: A, H, R, BG, YU, Macedonia, GR, U; Russia: SET; Asia: KZ, UZ, TR, Syria.
- ciliata* (Fabricius, 1793) (*Mutilla*): Entomologia systematica 2: 371, ♂, type locality: "Habitat Halae Saxonum" (actually Hungary), lectotype in Copenhagen Univ. Mus. (designated by Petersen, 1988: 156). Synonymized by Petersen, 1988: 156.
- fraterna* (Baer, 1848) (*Mutilla*): Bull. Soc. Imp. Natur. Moscou 21(1): 230, ♀, type locality: "prope Gluchov" (Ukraine, Sumy region), syntypes not found. Synonymized by Morawitz, 1865: 118.
- cephalica* (Sichel et Radoszkowski, 1869) (*Mutilla*): Horae Soc. Ent. Ross. 6(3): 166, ♀, type locality: Saratov (Russia), lectotype in Mus. Nat. d'Hist. Natur. Paris (designated by Petersen, 1988: 162). Synonymized by Petersen, 1988: 161.
- sarmatica* Skorikov, 1927 (*Myrmilla*): Ezhegodnik Zool. Mus. AN SSSR 28(1): 41, ♀, type locality: Kerch, Crimea (Ukraine), lectotype in St. Petersburg Zool. Inst. (designated by Lelej, 1985: 106). Synonymized by Lelej, 1978: 79.
- beljgovskii* Skorikov, 1927 (*Myrmilla*, as variety of *sarmatica*): Ezhegodnik Zool. Mus. AN SSSR 28(1): 41, ♀, type locality: Brusnya, Poltava uezd (Ukraine), lectotype in St. Petersburg Zool. Inst. (designated by Lelej, 1985: 106). Synonymized by Lelej, 1985: 106.
- kochi** Invrea, 1950 (*Myrmilla*): Mem. Soc. entom. Ital. 29: 19, ♀, type locality: "Tagiura, Tripolitania" (Libya), holotype in Genova Mus. Civ. Stor. Natur. – Distribution: North Africa: Libya.

- lagmana** Lelej, 1980 (*Myrmilla*): Entom. Obozr. 59(1): 185, ♀, type locality: Afghanistan, province Lagman, Shamakat, 1200 m, holotype in St. Petersburg Zool. Inst. – Distribution: Asia: Afghanistan.
- mateui** Giner, 1945 (*Myrmilla*): Eos 21: 248, ♀, type locality: "Magder Ruzis" (Western Sahara), holotype in Madrid Inst. Español Ent. – Distribution: North Africa: Western Sahara.
- mauritanica** Invrea, 1953 (*Myrmilla*): Bull. Soc. Sci. Natur. Maroc. 32: 274, ♀, type locality: "Adagir" (Morocco), syntypes in Genova Mus. Civ. Stor. Natur. – Distribution: North Africa: Morocco.
- mavromoustakisi** Hammer, 1950 (*Myrmilla*): Soc. Sci. Fenn. Comm. Biol. 10(13): 10, ♀, ♂, type locality: "Limassol" (Cyprus), holotype in Nat. Hist. Mus. Wien. – Distribution: Asia: CY.
- meda** Skorikov, 1927 (*Myrmilla*): Ezhegodnik Zool. Mus. AN SSSR 28(1): 36, ♀, type locality: Astrabad (=Gorgan), (Iran), lectotype in St. Petersburg Zool. Inst. (designated by Lelej, 1985: 108). – Distribution: Russia: SET (Daghestan); Asia: AZ, TU, Iran (north).
- appropinqua* Skorikov, 1927 (*Myrmilla*): Ezhegodnik Zool. Mus. AN SSSR 28(1): 41, ♀, type locality: Derbent (Russia: Daghestan), lectotype in St. Petersburg Zool. Inst. (designated by Lelej, 1985: 108). Synonymized by Lelej, 1985: 108.
- moralesi** Giner, 1945 (*Myrmilla*): Eos 21: 249, ♀, type locality: "Rod el Hasch" (Western Sahara), holotype in Madrid Inst. Español Ent. – Distribution: North Africa: Western Sahara.
- praetermissa** Skorikov, 1927 (*Myrmilla*): Ezhegodnik Zool. Mus. AN SSSR 28(1): 41, ♀, type locality: "Lagouat" (Algeria), lectotype in St. Petersburg Zool. Inst. (designated here, in order to ensure the name's proper and consistent use). – Distribution: North Africa: Algeria, Tunisia.
- skorikovi** Lelej, 1985 (*Myrmilla*): Osy-nemki fauny SSSR: 109. New name for *Myrmilla meda caucasica* Skorikov, 1927. – Distribution: Russia: SET Asia: AZ, GE.
- caucasica* Skorikov, 1927 (*Myrmilla*, as subspecies of *meda*; nom. praeocc., non Kolenati, 1846): Ezhegodnik Zool. Mus. AN SSSR 28(1): 36, ♀, type locality: Lagodechi (Georgia), lectotype in St. Petersburg Zool. Inst. (designated by Lelej, 1985: 109). Synonymized by Lelej, 1985: 109.
- tenuitruncata** Skorikov, 1935 (*Myrmilla*): Tr. Tadzh. basy AN SSSR 5: 288, ♀, type locality: Kshtut, Bucara, 2800 m (Tajikistan), lectotype in St. Petersburg Zool. Inst. (designated by Lelej, 1985: 108). – Distribution: Asia: TJ.
- troodosica** Hammer, 1950 (*Myrmilla*): Soc. Sci. Fenn. Comm. Biol. 10(13): 12, ♀, type locality: "Troodos" (Cyprus), holotype in Zool. Muz. Helsinki Univ. – Distribution: Asia: CY.

vutshetitshi Skorikov, 1927 (*Myrmilla*): Ezhegodnik Zool. Mus. AN SSSR 28(1): 41, ♀, type locality: Cape Menganam near Tokluk, Crimea (Ukraine), lectotype in St. Petersburg Zool. Inst. (designated by Lelej, 1985: 107). – Distribution: Europe: A, R, BG, GR, U; Asia: TR, Syria.

kusdasi Invrea, 1965 (*Myrmilla*, as subspecies of *capitata*): Boll. Soc. entom. Ital. 95(5-6): 73, ♂, ♀, type locality: "Vienna, Guntramsdorf" (Austria), holotype in Kusdas's coll., Munchen. Synonymized by Petersen, 1988: 163.

15. Genus *Myrmotilla* Bischoff, 1920

Myrmotilla Bischoff, 1920: Arch. Naturgesch. 86A(1-3): 26 (key), 84 (description). Type species: *Mutilla lucasi* Sichel et Radoszkowski, 1870 (= *Myrmotilla lucasiella* nom. n.) (original designation).

lucasiella Lelej, **nom. n.** New name for *Mutilla lucasi* Sichel et Radoszkowski, 1870. – Distribution: North Africa: Algeria, Tunisia.

lucasi (Sichel et Radoszkowski, 1870) (*Mutilla*, nom. praeocc., non Smith, 1855): Horae Soc. Ent. Ross. 6(4): 199, ♀, type locality: Tlemcen (Algeria), syntypes in Mus. Nat. d'Hist. Natur. Paris and Krakow Inst. Syst. Exper. Zool.

16. Genus *Odontotilla* Bischoff, 1920

Odontotilla Bischoff, 1920: Arch. Naturgesch. 86A(1-3): 26 (key), 70 (description). Type species: *Myrmilla bidentata* André, 1905 (original designation). [Not Palaearctic].

Subgenus *Conjunctotilla* Nonveiller, 1996

Conjunctotilla (as subgenus of *Odontotilla* Bischoff, 1920) Nonveiller, 1996: Ann. Soc. Entom. Fr. (N.S.) 32(3): 330. Type species: *Odontotilla conjuncta* (Klug, 1829) (original designation).

conjuncta (Klug, 1829) (*Mutilla*): Symb. phys. Dec. 1: tab. 4, fig. 5, ♀, type locality: Ambukohl (=Ambigol) (Sudan, near Korti), syntypes in Zool. Mus. Berlin. – Distribution: Asia: Palestine, Arabia, Yemen; Africa: Egypt, Sudan, Chad, Ethiopia, Eritrea, Niger, Mauritania.

17. Genus *Platymyrmilla* André, 1900

Platymyrmilla (as subgenus of *Mutilla* Linnaeus, 1758) André, 1900: Spec. Hymen. d'Eur. et d'Alg. 8: 130. Type species: *Mutilla quinquefasciata* Olivier, 1811 (monobasic).

quinquefasciata (Olivier, 1811) (*Mutilla*): Encyclopedie methodique 8: 60, ♀, type locality: "en Arabie en Perse" (Iran), syntypes in Mus. Nat. d'Hist. Natur. Paris. – Distribution: Europe: H, R, Macedonia, GR, MO; Asia: GE, ARM, AZ, Palestine, Syria, TR, Iran, Iraq.

18. Genus *Sigilla* Skorikov, 1927

Sigilla (as subgenus of *Myrmilla* Wesmael, 1852) Skorikov, 1927: Ezhegodnik Zool. Mus. AN SSSR 28(1): 35. Type species: *Mutilla dorsata* Fabricius, 1798 (monobasic).

angelae Suárez, 1958 (*Sigilla*): Mem. Soc. entom. Ital. 37: 111, ♀, type locality: "Sahara Argelino, Beni Abbas" (Algeria), holotype in Suárez's coll., Almeria. – Distribution: North Africa: Algeria.

dorsata (Fabricius, 1798) (*Mutilla*): Suppl. entomol. syst.: 281, ♀, type locality: "Habitat in Americae Insulis", actually "Genes" (Italy, Genova), holotype in Bosc's coll., Paris. – Distribution: Europe: I, Monaco, F (south), E; North Africa: Morocco, Algeria, Tunisia, Libya, Egypt.

excoriata (Lepelletier, 1845) (*Mutilla*): Hist. nat. ins. Hymen. 3: 615, ♀, type locality: Montpellier (southern France), syntypes in Mus. Nat. d'Hist. Natur. Paris. Synonymized by Sichel and Radoszkowski, 1870: 206.

spinolae (Lepelletier, 1845) (*Mutilla*): Hist. nat. ins. Hymen. 3: 640, ♀, type locality: Oran (Algeria), syntypes in Torino Mus. Reg. Sci. Natur. Synonymized by Morawitz, 1865: 118.

punctum (Lepelletier, 1845) (*Mutilla*): Hist. nat. ins. Hymen. 3: 639, ♀, type locality: Egypt, syntypes probably in Torino Mus. Reg. Sci. Natur. Synonymized by Sichel and Radoszkowski, 1870: 206.

affinis (Lucas, 1849) (*Mutilla*, nom. praeocc., non Westwood, 1843): Explor. Sci. de l'Alg. 3: 292, ♂, type locality: Constantine (Algeria), syntypes in Mus. Nat. d'Hist. Natur. Paris. Synonymized by André, 1898: 67.

cognata (Smith, 1855) (*Mutilla*): Cat. Hymen. 3: 13. New name for *Mutilla affinis* Lucas, 1849. Synonymized by Morawitz, 1865: 127.

calcariventris (Sichel et Radoszkowski, 1870) (*Mutilla*): Horae Soc. Ent. Ross. 6(4): 265, ♂, type locality: "Montpellier, Algerie" (southern France, Algeria), syntypes in Mus. Nat. d'Hist. Natur. Paris. Synonymized by Petersen, 1988: 159.

19. Genus *Spilomutilla* Ashmead, 1903

Spilomutilla Ashmead, 1903: Can. Entom. 35: 324. Type species: *Mutilla perfecta* Sichel et Radoszkowski, 1870 (original designation).

perfecta (Sichel et Radoszkowski, 1870) (*Mutilla*): Horae Soc. Ent. Ross. 6(4): 278, ♂, type locality: "Perse meridionale" (southern Iran), holotype in Krakow Inst. Syst. Exper. Zool. – Distribution: Asia: Iran (south).

VI. Subfamily MUTILLINAE Latreille, 1802

Tribe Mutillini Latreille, 1802

20. Genus *Ctenotilla* Bischoff, 1920

Ctenotilla Bischoff, 1920: Arch. Naturgesch. 86A(1-3): 28. Type species: *Mutilla pectinifera* André, 1893 (= *Mutilla caeca* Radoszkowski, 1879) (original designation).

caeca (Radoszkowski, 1879) (*Mutilla*): Horae Soc. Ent. Ross. 15: 150, ♂, type locality: "Caucasus", holotype in Krakow Inst. Syst. Exper. Zool. – Distribution: Europe: U (Crimea), R, BG, GR, Croatia, YU, Macedonia; Asia: ARM, AZ, TR, Iran, Syria.

pectinifera (André, 1893) (*Mutilla*): Mem. Soc. Zool. France 6: 295, ♀, type locality: "Greece", syntypes in Mus. d'Hist. Natur. Paris. Synonymized by Lelej, 1978: 81.

obscura Nonveiller, 1959 (*Ctenotilla*, as variety of *pectinifera*): Fragm. balcan. 2(21): 178, ♂, type locality: "Karadagly" (Azerbaijan), holotype in St. Petersburg Zool. Inst. Synonymized by Lelej, 1985: 167.

21. Genus *Macromyrme* Lelej, 1984

Macromyrme Lelej, 1984: Entom. Obozr. 63(4): 827. Type species: *Mutilla binotata* Radoszkowski, 1880 (original designation).

binotata (Radoszkowski, 1879) (*Mutilla*): Horae Soc. Ent. Ross. 15: 150, ♀, type locality: "Caucasus", holotype in Krakow Inst. Syst. Exper. Zool. – Distribution: Asia: GE, ARM, AZ, Iran (north-west), TR (Ararat Mt.).

araratica (Radoszkowski, 1890) (*Mutilla*): Horae Soc. Ent. Ross. 24(3/4): 507, ♀, type locality: Ararat Mt. (Turkey), syntypes in Krakow Inst. Syst. Exper. Zool. Synonymized by Lelej, 1984: 828.

sinuata (Olivier, 1811) (*Mutilla*): Encyclopedie methodique 8: 58, ♀, type locality: "en Perse, aux environs de Kermanshah" (Iran), syntypes in Mus. Nat. d'Hist. Natur. Paris. – Distribution: Asia: Iran (west), Syria, Lebanon, Palestine, CY; TR (Ararat Mt.) North Africa: Morocco.

villosa (Klug, 1829) (*Mutilla*): Symb. phys. Dec. 1: tab. 4, fig. 12, ♀, type locality: "ex Syria", syntypes in Zool. Mus. Berlin. Synonymized by Sichel and Radoszkowski, 1870: 237.

22. Genus *Mutilla* Linnaeus, 1758

- Mutilla** Linnaeus, 1758: *Systema naturae*: 582. Type species: *Mutilla europaea* Linnaeus, 1758 (designated by Latreille, 1810: 437).
- [*caucasica* Radoszkowski, 1865 (*Mutilla*, nom. praeocc. non Kolenati, 1846): Bull. Soc. Imper. Natur. Moscou 38(2): 459, ♂, type locality: "Caucasus", actually Australia, syntypes in Krakow Inst. Syst. Exper. Zool. Synonymized with *Bothriomutilla rugicollis* (Westwood, 1843) by André, 1899: 29].
- albana** Invrea, 1963 (*Mutilla*): Mem. Soc. entom. Ital. 42: 16, ♂, type locality: "Gebel Elba" (Egypt), holotype in Genova Mus. Civ. Stor. Natur. – Distribution: North Africa: Egypt.
- erschoffii** Sichel et Radoszkowski, 1870 (*Mutilla*): Horae Soc. Ent. Ross. 6(4): XIV, 308, ♀, type locality: "Astrabad" (=Gorgan) (Iran); syntypes in Krakow Inst. Syst. Exper. Zool. – Distribution: Asia: GE, ARM, AZ, TU, UZ, TJ, Iran (north), Afghanistan.
- rugiceps* Morawitz, 1890 (*Mutilla*): Horae Soc. Ent. Ross. 24: 633, ♀, type locality: "Transcaspia"; lectotype in St. Petersburg Zool. Inst. (designated by Lelej and Kabakov, 1980: 191). Synonymized by Lelej and Kabakov, 1980: 191.
- bareyi* Radoszkowski, 1893 (*Mutilla*): Horae Soc. Ent. Ross. 27(3/4): 492, ♀ non ♂, type locality: "Serax" (Iran), syntypes in Krakow Inst. Syst. Exper. Zool. Synonymized by Lelej, 1985: 163.
- schulthessi* André, 1893 (*Mutilla*): Mem. Soc. zool. France 6: 296, ♀, type locality: "Iran", syntypes in Mus. Nat. d'Hist. Natur., Paris. Synonymized by André, 1903: 458.
- europaea** Linnaeus, 1758 (*Mutilla*): *Systema naturae*: 583, ♀, type locality: "in Suecia" (Sweden), syntypes probably lost. – Distribution: Europe: from Sweden and Finland to Spain; Russia: NET, CET, SET, South Ural, WS (south); Asia: KZ, TR; North Africa.
- aptera* Uddman, 1753 (*Apis*): *Novae insectorum species*: 47, fig. 17, ♀, type locality: Finland. Invalid according to article 3.2 of ICZN.
- similis* Harris, 1782 (*Mutilla*): *Exposition of English insects*: 166, ♂, ♀, type locality: Great Britain, syntypes unknown. Synonymized by André, 1903: 456.
- schaefferi* Schrank 1802 (*Mutilla*): *Fauna boica*: 408, type locality: Germany, syntypes unknown. Synonymized by André, 1903: 456.
- coerulans* Lepeletier, 1845 (*Mutilla*): *Hist. nat. ins. Hymen.* 3: 599, ♂, type locality: "midi de France", syntypes in Torino Mus. Reg. Sci. Natur. Synonymized by Morawitz, 1865: 122.
- cyanea* Lepeletier, 1845 (*Mutilla*): *Hist. nat. ins. Hymen.* 3: 600, ♂, type locality: "midi de France", syntypes in Torino Mus. Reg. Sci. Natur. Synonymized by Morawitz, 1865: 122.

- panzeri* Lepeletier, 1845 (*Mutilla*): Hist. nat. ins. Hymen. 3: 602, ♂, type locality: "Pyrenees", syntypes probably in Mus. Nat. d'Hist. Natur., Paris. Synonymized by Morawitz, 1865: 122.
- obscura* Nylander, 1847 (*Mutilla*): Notiser ur saellskapetets Fauna Flora Fenn., Forhandl. 1: 10, ♂, type locality: "in viciniis Helsingforsiae" (Finland), "in Karelia" (Russia), syntypes in Zool. Mus. Helsinki Univ. Synonymized by Morawitz, 1865: 123.
- kaschiriensis* Baer, 1848 (*Mutilla*): Bull. Soc. Imp. Natur. Moscou 21(1): 228, ♂, type locality: "Habitat circa Kaschiram" (Russia: CET), syntypes not found. Synonymized by Morawitz, 1865: 123.
- laevigata* Sichel et Radoszkowski, 1870 (*Mutilla*): Horae Soc. Ent. Ross. 6(4): 177, tab. 7, fig. 2, ♀, type locality: "Isere" (South France); syntypes in Krakow Inst. Syst. Exper. Zool. Synonymized by André, 1899: 16.
- notomelas* André, 1902 (*Mutilla*): Spec. Hymen. d'Eur. et d'Alg. 8: 345, ♂, type locality: "Allemagne, Autriche, Russie" (Germany, Austria, Russia), syntypes probably in Mus. Nat. d'Hist. Natur., Paris. Synonymized by Lelej, 1985: 160.
- rufula* Hoffer, 1938 (*Mutilla*, as forma of *europaea*; nom. praeocc., non André, 1901): Sb. ent. Odd. nar. Mus. Praze 16: 185, ♂, type locality: "Brno" (Czechia), holotype probably in Praha Narodni Muz. **New Synonymy.**
- nigrescens* Hoffer, 1938 (*Mutilla*, as forma of *europaea*; nom. praeocc., non André, 1901): Sb. ent. Odd. nar. Mus. Praze 16: 185, ♀, type locality: "Praha" (Czechia), holotype probably in Praha Narodni Muz. **New Synonymy.**
- ruficeps* Hoffer, 1938 (*Mutilla*, as forma of *europaea*; nom. praeocc., non Smith, 1855): Sb. ent. Odd. nar. Mus. Praze 16: 185, ♀, type locality: "Praha" (Czechia), holotype probably in Praha Narodni Muz. **New Synonymy.**
- [*kuschakewitzi* Radoszkowski, 1888 (*Mutilla*): Horae Soc. Ent. Ross. 22(3/4): 331, ♂, type locality: "Wiernoje" (=Alma-Ata) (Kazakhstan), actually Papua New Guinea, syntypes in Krakow Inst. Syst. Exper. Zool. Synonymized with *Trogaspidia nigra* (Smith, 1858) (nom. praeocc., non Rossi, 1792) by André, 1899: 29].
- marginata** Baer, 1848 (*Mutilla*): Bull. Soc. Imp. Natur. Moscou 21(1): 230, ♀, type locality: "Elisabetgrad" (Ukraine), syntypes not found. – Distribution: Europe: CZ, SL, D, A, CH, H, R, U, BG, I, E; Russia: NET, CET, SET, South Ural; Asia: GE, TR, Syria.
- trifasciata* Radoszkowski, 1865 (*Mutilla*): Bull. Soc. Imper. Natur. Moscou 38(2): 438, tab. 7, fig. 11, ♀, type locality: "Spassk" (Russia: South Ural), lectotype in St. Petersburg Zool. Inst. (designated by Lelej, 1985: 162). Synonymized by Morawitz, 1893: 98.

- monstruosa** André, 1901 (*Mutilla*, as variety of *marginata*): Spec. Hymen. d'Eur. et d'Alg. 8: 243, ♀, type locality: "Val de Bagnes" (France), holotype in Mus. Civ. Bern. – Distribution: Europe: F.
- insueta* Invrea, 1964 (*Mutilla*, as forma of *marginata*): Mutillidae-Myrmosidae: 110, ♂, type locality: Piemonte (Italy). Invalid according to articles 15.2 of ICZN.
- mikado** Cameron, 1900 (*Mutilla*): Mem. Proc. Manch. lit. phil. Soc. 44: 75, ♀, type locality: Japan, syntypes in London Brit. Mus. Nat. Hist. – Distribution: Russia: ES (south), FE (Amurskaya oblast, Khabarovskii krai, Primorskii krai); Asia: Korea, China (Gansu, Heilongjiang, Jilin, Neimenggu, Shanxi, Zhejiang), Japan (Hokkaido, Honshu, Kyushu).
- maesta* Chen, 1957 (*Mutilla*, as subspecies of *rugiceps*): Quart. J. Taiwan Mus. 10(3-4): 151, ♀, type locality: "Kirin, Kaolintze" (China, Heilongjiang), syntypes in Heude Mus. Shanghai. Synonymized by Lelej, 1985: 161.
- panfilovi** Lelej, 1981 (*Mutilla*): Taxonomiya nasekomykh: 76, ♀, type locality: Alma-Atinskaya oblast (Kazakhstan), holotype in St. Petersburg Zool. Inst. – Distribution: Russia: WS (Altai); Asia: KZ, KY, UZ (east), China: NW (Xinjiang).
- quinquemaculata** Cyrillo, 1787 (*Mutilla*): Entomologiae neapolitanae: tab. 7, fig. 2, ♀, type locality: "Apulia, Nicodemus" (Italy), syntypes unknown. – Distribution: Europe: E, F, I, M, Croatia, GR, U (Crimia); Asia: CY, Syria, Palestine, TR; North Africa: Algeria, Egypt.
- quinquepunctata* Olivier, 1811 (*Mutilla*): Encyclopedie methodique 8: 58, ♀, type locality: "dans le ile de l'Archipelag, en Egypt", syntypes probably in Mus. Nat. d'Hist. Natur., Paris. Synonymized by Morawitz, 1865: 118.
- quadrinotata* Klug, 1829 (*Mutilla*): Symb. phys. Dec. 1: tab. 4, fig. 4, ♀, type locality: "Aegypt" (Egypt), syntypes probably in Zool. Mus. Berlin. Synonymized by Morawitz, 1865: 118.
- melanaria** (André, 1898) (*Mutilla*, as variety of *quinquemaculata*; nom. praeocc., non Blanchard, 1849): Ann. Soc. entom. France 67: 5, ♀, type locality: "Egypt or Syria", holotype in Mus. d'Hist. Natur. Paris. – Distribution: Asia: ? Syria; North Africa: ? Egypt.
- richterai** Lelej, 1984 (*Mutilla*): Entom. Obozr. 63(4): 828, ♀, type locality: Armenia, holotype in St. Petersburg Zool. Inst. – Distribution: Asia: ARM, Iraq.
- saltensis** Radoszkowski, 1885 (*Mutilla*): Horae Soc. Ent. Ross. 19(1/2): 8, ♀, ♂, type locality: Daghestan (Russia: north Caucasus), syntypes in Krakow Inst. Syst. Exper. Zool. – Distribution: Russia: SET (Daghestan); Asia: GE, ARM, AZ, NW Iran, Iraq.
- scorteccii** Invrea, 1939 (*Mutilla*): Atti Soc. Ital. Sci. nat. e Museo civ. Stor. nat. Milano 79: 464, ♀, type locality: "El Barkat" (Libya), holotype in Genova Mus. Civ. Stor. Natur. – Distribution: North Africa: Libya.

23. Genus *Nanomyrme* Lelej, 1977

Nanomyrme Lelej, 1977: Entom. Obozr. 56(1): 195. Type species: *Nanomyrme turkmenensis* Lelej, 1977 (original designation).

turkmenensis Lelej, 1977 (*Nanomyrme*): Entom. Obozr. 56(1): 195, type locality: Badkhyz reserve (Turkmenistan), holotype in St. Petersburg Zool. Inst. – Distribution: Asia: TU.

24. Genus *Ronisia* Costa, 1858

Ronisia Costa, 1858: Fauna regno Napoli: 10. Type species: *Ronisia torosa* Costa, 1858 (= *Mutilla brutia* Petagna, 1787) (monobasic).

Pycnotilla Bischoff, 1920: Arch. Naturgesch. 86A(1-3): 182. Type species *Mutilla barbara* Linnaeus, 1758 (original designation). Synonymized by Invrea, 1952: 47.

barbara Linnaeus, 1758 (*Mutilla*): Systema naturae: 583, ♀, type locality: "Habitat in Mauritania", holotype in London Linnaean Soc. – Distribution: Europe: M; North Africa: Morocco, Algeria, Tunisia.

pervittata (André, 1902) (*Mutilla*, as variety of *barbara*): Spec. Hymen. d'Eur. et d'Alg. 8: 339, ♂, type locality: "Algeria", syntypes in Mus. Nat. d'Hist. Natur., Paris. – Distribution: North Africa: Algeria.

rubrinota (Invrea, 1958) (*Mutilla*, as forma of *barbara*): Boll. Soc. entom. Ital., 88(9-10): 144, ♀, type locality: "Fedhala" (Morocco), holotype in Genova Mus. Civ. Stor. Natur. – Distribution: North Africa: Morocco.

barbarula (Petersen, 1988) (*Mutilla*): Steenstrupia 14(6): 154, ♂, ♀, type locality: "France, Aude", holotype ♂ in Copenhagen Univ. Zool. Mus. – Distribution: Europe: F, E; North Africa: Morocco.

brutia (Petagna, 1787) (*Mutilla*): Specimen insectorum: 33, fig. 37, ♀, type locality: "in planis Silvae nobilis vulgo Aspromontè" (Italy), syntypes unknown. – Distribution: Europe: A, CZ, SL, D (south), F, I, M, Croatia, YU, Macedonia, GR, BG, TR, U; Russia: SET, South Ural; Asia: KZ (west), TU (Kopet-Dag), GE, ARM, AZ, Iran (north), TR, CY.

brutia brutia (Petagna, 1787). – Distribution: Europe: A, CZ, SL, D (south), F, I, M, Croatia, YU, Macedonia, GR, BG, TR, U; Russia: SET, South Ural; Asia: TR, KZ (west).

sexmaculata (Cyrillo, 1787) (*Mutilla*): Entomol. Neapolitanae: 5, tab. 8, fig. 8, ♀, type locality: "Apulia, Nicodemus" (Italy), syntypes not found. Synonymized by Sichel and Radoszkowski, 1870: 250.

hungarica (Fabricius, 1793) (*Mutilla*): Entomologia systematica 2: 369, ♀, type locality: "Habitat Halae Dom. Hybner", actually Hungary, syntypes in Copenhagen Univ. Zool. Mus. Synonymized by Petersen, 1988: 178.

- confusa* (Lepeletier, 1845) (*Mutilla*): Hist. nat. ins. Hymen. 3: 604, ♂, type locality: "Midi d'Europe", syntypes in Mus. Nat. d'Hist. Natur., Paris. Synonymized by Morawitz, 1865: 126.
- monspeliensis* (Lepeletier, 1845) (*Mutilla*): Hist. nat. ins. Hymen. 3: 616, ♀, type locality: "Montpellier" (France), syntypes in Torino Mus. Reg. Sci. Natur. Synonymized by Sichel and Radoszkowski, 1870: 250.
- sexmaculata* (Baer, 1848) (*Mutilla*, nom. praeocc., non Cyrillo, 1787): Bull. Soc. Imp. Natur. Moscou 21(1): 232, tab. 2, fig. 8, ♀, type locality: "Habitat circum Evisabetgrad" (Ukraine), syntypes probably lost. Synonymized by André, 1903: 459.
- robusta* (Smith, 1855) (*Mutilla*): Cat. Hymen. 3: 24, ♂, type locality: "New Holland", actually Europe, lectotype in London Brit. Mus. Nat. Hist. (designated by Brothers, 1983: 326). Synonymized by Brothers, 1983: 326.
- torosa* Costa, 1858 (Ronisia): Fauna regno Napoli: 11, tab. 23, fig. 4, ♂, type locality: "Terra d'Otranto" (Italy), syntypes in Mus. Zool. Univ. Napoli. Synonymized by Brothers, 1983: 326.
- sericeiventris* (Costa, 1864) (*Mutilla*): Ann. Mus. Zool. Univ. Napoli 2: 130, ♀, type locality: "Palermo" (Italy), syntypes in Mus. Zool. Univ. Napoli. Synonymized by Invrea, 1964: 121.
- taurica* (Radoszkowski, 1865) (*Mutilla*): Bull. Soc. Imper. Natur. Moscou 38(2): 454, tab. 8, fig. 7, ♂, type locality: "Crimee" (Ukraine), syntypes probably in Krakow Inst. Syst. Exper. Zool. Synonymized by André, 1903: 459.
- discoidalis* (Radoszkowski, 1865) (*Mutilla*): Bull. Soc. Imper. Natur. Moscou 38(2): 455, tab. 8, fig. 8, ♂, type locality: "Spassk" (Russia: South Ural), syntypes probably in Krakow Inst. Syst. Exper. Zool. Synonymized by André, 1903: 459.
- morawitzii* (Dalla Torre, 1897) (*Mutilla*): Cat. Hymen. 8: 64, ♂. New name for *Mutilla litoralis* sensu Morawitz, 1891. Type locality: "Astrakhan" (Russia), syntypes not found. Synonymized by André, 1903: 459.
- brutia duplex** (Radoszkowski, 1885) (*Mutilla*): Horae Soc. Ent. Ross. 19(1/2): 12, fig. 5, ♂, type locality: "Caucasus", lectotype in Zool. Mus. Berlin. (designated by Petersen, 1988: 149). – Distribution: Asia: TR, GE, ARM, AZ, Iran (north), TU (Kopet-Dag).
- brutia minoensis** Nonveiller, 1972 (*Ronisia*, as subspecies of *barbara*): Acta entom. Jugosl. 7(2): 5, ♀, type locality: "Iraklion, Crete" (Greece), holotype in Nonveiller's coll., Zemun. – Distribution: Europe: GR (Crete, Karpatos).

- brutia valca** (Petersen, 1988) (*Mutilla*): Steenstrupia 14(6): 149. New name for *Mutilla calva* Panzer, 1801. – Distribution: Asia: CY.
calva (Panzer, 1801) (*Mutilla*, nom. praecox., non Villers, 1789): Faune Insectorum Germanicae oder Deutschlands insecten 80: tab. 20, ♀, type locality: "Habitat in sylvaticus Dom. Jurine", syntypes unknown.
- ghilianii** (Spinola, 1843) (*Mutilla*): Annl's Soc. entom. Fr. 2(1): 130, ♂, type locality: "Andalousie" (Spain), lectotype in Mus. Zool. Univ. Torino. – Distribution: Europe: I (Sicily, Sardinia), F (south, Corsica), E, P; North Africa: Morocco.
- differens* Lepeletier, 1845 (*Mutilla*): Hist. nat. ins. Hymen. 3: 604, ♂, type locality: "Midi del'Europe", syntypes in Mus. Nat. d'Hist. Natur., Paris. Synonymized by André, 1903: 472.
- decoratifrons* (Costa, 1860) (*Mutilla*): Fauna regno Napoli: 31, tab. 25, fig. 2, ♀, type locality: "Calabria" (Italy), lectotype in Mus. Zool. Univ. Napoli (designated by Petersen, 1988: 152). Synonymized by Petersen, 1988: 151.
- razzautii* Invrea, 1957 (*Ronisia*, as forma of *barbara*): Mem. Soc. entom. Ital. 36: 192, ♀, type locality: "Gorgona" (Italy), holotype in Genova Mus. Civ. Stor. Natur. Synonymized with *decoratifrons* by Invrea, 1964: 123.
- ambigua* Invrea, 1964 (*Ronisia*, as forma of *barbara*): Mutillidae-Myrmecidae: 126, ♂, type locality: "Corse, Sardinia, Lazio" (France, Italy). Invalid according to articles 15.2 of ICZN. Synonymized by Petersen, 1988: 151.
- maculosa** (Olivier, 1811) (*Mutilla*): Encyclopedie methodique 8: 58, ♀, type locality: "se trouve en Egypte" (Egypt), syntypes probably in Mus. Nat. d'Hist. Natur., Paris. – Distribution: Asia: Lebanon; North Africa: Egypt.
- marocana** (Olivier, 1811) (*Mutilla*): Encyclopedie methodique 8: 58, ♀, type locality: "se trouve a Mogador" (Morocco), holotype in Copenhagen Univ. Zool. Mus. – Distribution: Europe: I (Sicily), M, F, E, P; Asia: Israel, Jordan, Syria, TR; North Africa: Morocco, Algeria, Tunisia, Egypt.
- novemguttata* (Klug, 1835) (*Mutilla*): Reise d. Tirol 2: 94, ♀, type locality: "Lusitanien" (Portugal), lectotype in Zool. Mus. Berlin. (designated by Petersen, 1988: 154). Synonymized by Morawitz, 1865: 126.
- octomaculata* (Spinola, 1843) (*Mutilla*): Annl's Soc. entom. Fr. 2(1): 129, ♀, type locality: Spain, syntypes probably lost. Synonymized by Morawitz, 1865: 126.
- algira* (Lepeletier, 1845) (*Mutilla*): Hist. nat. ins. Hymen. 3: 641, ♀, type locality: "Oran" (Algeria), syntypes in Mus. Nat. d'Hist. Natur., Paris. Synonymized by Morawitz, 1865: 127.

rubricollis (Lucas, 1849) (*Mutilla*): Explor. sci. de l'Alg. 3: 297, ♀, type locality: "Algeria", syntypes in Mus. Nat. d'Hist. Natur. Paris. Synonymized by Morawitz, 1865: 127.

dorsalis (Lucas, 1849) (*Mutilla*): Explor. sci. de l'Alg. 3: 288, tab. 15, fig. 12, ♂, type locality: "Algeria", syntypes in Mus. Nat. d'Hist. Natur. Paris. Synonymized by Sichel and Radoszkowski, 1870: 249.

humeralis (Sichel et Radoszkowski, 1870) (*Mutilla*): Horae Soc. Ent. Ross. 6(3/4): 280, tab. 10, fig. 9, ♂, type locality: "Setif" (Algeria), lectotype in Mus. Nat. d'Hist. Natur. Paris (designated by Petersen, 1988: 154). Synonymized by Saunders, 1901: 529.

bodenheimeri (Invrea, 1950) (*Mutilla*, as subspecies of *marocana*): Mem. Soc. entom. Ital. 29: 21, ♀, type locality: "Gerico" (Palestine), holotype in Genova Mus. Civ. Stor. Natur. Synonymized by Petersen, 1988: 153.

flavocornuta Invrea, 1965 (*Ronisia*, as subspecies of *marocana*): Mem. Soc. entom. Ital. 44: 73, ♂, type locality: "Gerico" (Palestine), holotype in Genova Mus. Civ. Stor. Natur. Synonymized by Petersen, 1988: 153.

parasinuata Invrea, 1965 (*Ronisia*): Mem. Soc. entom. Ital. 44: 76, ♂, type locality: "Ein Husub" (Israel), holotype in Genova Mus. Civ. Stor. Natur. – Distribution: Asia: Israel.

wahrmani Invrea, 1965 (*Ronisia*): Mem. Soc. entom. Ital. 44: 77, ♂, type locality: "Wadi Kelt" (Jordan), syntypes in Bytinski Salz's coll. (Univ. Tel Aviv). – Distribution: Asia: Jordan.

25. Genus *Spinulotilla* Bischoff, 1920

Spinulotilla Bischoff, 1920: Arch. Naturgesch. 86A(1-3): 160. Type species: *Mutilla peringueyi* André, 1911 (original designation). [Not Palaearctic].

kruegeri (Invrea, 1932) (*Smicromyrme*): Mem. Soc. entom. Ital. 11: 76, ♂, type locality: "Derna" (Libya), holotype in Genova Mus. Civ. Stor. Natur. – Distribution: North Africa: Libya.

26. Genus *Tropidotilla* Bischoff, 1920

Tropidotilla Bischoff, 1920: Arch. Naturgesch. 86A(1-3): 23 (key), 155 (description). Type species: *Mutilla litoralis* Petagna, 1787 (original designation).

cypriadis Invrea, 1940 (*Tropidotilla*, as variety of *litoralis*): Boll. Soc. entom. Ital. 72: 118, ♂, type locality: "Cherkes" (Cyprus), holotype in Genova Mus. Civ. Stor. Natur. – Distribution: Asia: CY, Iraq.

- fimbriata** (Klug, 1829) (*Mutilla*): Symb. phys. Dec. 1: tab. 4, fig. 3, ♀, type locality: "Aegyptio" (Egypt), syntypes in Zool. Mus. Berlin. – Distribution: Asia: Syria, Arabia; Africa: Egypt, Somali, Chad, Ethiopia, Eritrea.
- frontalis** (Klug, 1829) (*Mutilla*): Symb. phys. Dec. 1: tab. 4, fig. 2, ♂, type locality: "Aegyptio" (Egypt), syntypes in Zool. Mus. Berlin. – Distribution: North Africa: Egypt.
- grisescens** (Lepeletier, 1845) (*Mutilla*): Hist. nat. ins. Hymen. 3: 626, ♂, type locality: "Saint-Germain-en-Laye" (France), syntypes in Mus. Nat. d'Hist. Natur. Paris. – Distribution: Europe: U (Crimea), GR, Croatia, YU, Macedonia, I, F; North Africa: Algeria.
- vulnericeps* (Costa, 1860) (*Mutilla*): Fauna regno Napoli: 33, tab. 25, fig. 4, ♀, type locality: "Calabria" (Italy), syntypes in Mus. Zool. Univ. Napoli. Synonymized by Lelej, 1985: 170.
- stribligata* (Sichel et Radoszkowski, 1870) (*Mutilla*): Horae Soc. Ent. Ross. 6(3/4): 182, ♀, type locality: "Greece, Algeria", syntypes in Krakow Inst. Syst. Exper. Zool. Synonymized by Lelej, 1985: 170.
- litoralis** (Petagna, 1787) (*Mutilla*): Specimen insectorum: 33, ♀, type locality: Calabria, Brancaleone (Italy); syntypes unknown. – Distribution: Europe: E, P, F, B, CH, A, H, CZ, R, BG, Croatia, YU, Macedonia, AL, GR, I, U, Russia: SET; Asia: GE, ARM, AZ, TU (Kopet-Dag), Iran (north), TR, Syria, Palestine; North Africa: Morocco, Algeria, Egypt.
- italica* (Fabricius, 1793) (*Mutilla*): Entomologia systematica 2: 370, ♂, type locality: "Habitat in Italica" (Italy), lectotype in Copenhagen Univ. Zool. Mus. (designated by Petersen, 1988: 178). Synonymized by Dalla Torre, 1897: 54.
- indigena* (Illiger, 1807) (*Mutilla*): Fauna etrusca 2: 188, ♀, type locality: Italy, syntypes unknown. Synonymized by Morawitz, 1865: 127.
- graeca* (Lepeletier, 1845) (*Mutilla*): Hist. nat. ins. Hymen. 3: 625, ♂, type locality: "de Moree" (Greece), syntypes in Mus. Nat. d'Hist. Natur. Paris. Synonymized by Lelej, 1985: 169.
- iberica* (Kolenati, 1846) (*Mutilla*): Meletemata entomologica 5: 122, ♀, type locality: "in aridis Iberiae, prope urbem Tiflis" (Georgia), syntypes unknown. Synonymized by Sichel and Radoszkowski, 1870: 180.
- salentina* (Costa, 1858) (*Mutilla*): Fauna regno Napoli: 14, tab. 21, fig. 2, ♂, type locality: "Terra d'Otranto" (Italy), syntypes in Mus. Zool. Univ. Napoli. Synonymized by Morawitz, 1865: 127.
- simplica* (Radoszkowski, 1865) (*Mutilla*): Bull. Soc. Imper. Natur. Moscou 38(2): 439, tab. 7, fig. 12, ♀, type locality: "Crimee" (Ukraine), syntypes in Krakow Inst. Syst. Exper. Zool. Synonymized by André, 1899: 8.

- pauperata* (Sichel et Radoszkowski, 1870) (*Mutilla*): Horae Soc. Ent. Ross. 6(3/4): 195. Unnecessary new name for *Mutilla simplica* Radoszkowski, 1865. Synonymized by André, 1899: 8.
- nigra** (Saunders, 1890) (*Mutilla*, as variety of *graeca*; nom. praeocc., non Rossi, 1792): Entomol. mon. Mag. 26: 289, ♂, type locality: ?North Africa, syntypes unknowm. – Distribution: Europe: E (south); North Africa: Morocco.
- cruenticeps** (André, 1901) (*Mutilla*): Spec. Hymen. d'Eur. et d'Alg. 8: 249, ♀, type locality: "Syria", syntypes in Mus. Nat. d'Hist. Natur. Paris. – Distribution: Asia: Syria, Palestine.
- soconusca** (Mercet, 1905) (*Mutilla*, as variety of *litoralis*): Boln. R. Soc. Esp. Hist. Nat. 5: 494, ♀, type locality: "Montarco" (Spain), syntypes in Madrid Inst. Español Ent. – Distribution: Europe: E.
- bimaculata* Invrea, 1965 (*Tropidotilla*, as forma of *litoralis*): Mem. Soc. entom. Ital. 44: 79, ♂, type locality: Beercheba (Palestine), holotype in Bytinski Salz's coll. Invalid according to article 15.2 of ICZN.
- verticichroma* Invrea, 1965 (*Tropidotilla*, as forma of *litoralis*): Mem. Soc. entom. Ital. 44: 79, ♀, type locality: Yeroam (Palestine), holotype in Hebrew Univ. Invalid according to article 15.2 of ICZN.
- pharaonis** (André, 1902) (*Mutilla*): Spec. Hymen. d'Eur. et d'Alg. 8: 325, ♂, type locality: Egypt, holotype in Naturhist. Mus. Wien. – Distribution: North Africa: Egypt.
- sareptana** (André, 1901) (*Mutilla*): Spec. Hymen. d'Eur. et d'Alg. 8: 246, ♀, type locality: "Sarepta" (=Volgograd) (Russia), holotype in Mus. Nat. d'Hist. Natur. Paris. – Distribution: Europe: Macedonia, GR; Russia: SET; Asia: TR, ARM, AZ.
- semirufa** (André, 1893) (*Mutilla*): Mem. Soc. Zool. France 6: 294, ♀, type locality: Iran, syntypes in Mus. Nat. d'Hist. Natur. Paris. – Distribution: Asia: ARM, AZ, Iran.

Tribe Smicromyrmini Bischoff, 1920

Smicromyrmini Bischoff, 1920: Arch. Naturgesch. 86A(1-3): 23.

27. Genus *Andreimyrmex* Lelej, 1995

Andreimyrmex Lelej, 1995: Far East. entomol. 13: 5. Type species: *Andreimyrmex long* Lelej, 1995 (original designation). [Not Palaearctic].

- davidi** (André, 1898) (*Mutilla*): Ann. Soc. Entom. France 67: 28, ♂, type locality: "Kiang-si" (China), holotype in Mus. Nat. d'Hist. Natur. Paris. – Distribution: Asia: China: CE (Jiangsu, Jiangxi), SE (Fujian, Taiwan).
- substriolata** (Chen, 1957) (*Smicromyrme*): Quart. J. Taiwan Mus. 10(3-4): 181, 209, ♀, type locality: "Jiangxi" (China), holotype in Heude Mus. Shanghai. – Distribution: Asia: China: (Jiangxi, Anhui, Zhejiang, Taiwan).

28. Genus *Dentilla* Lelej, 1980

- Dentilla** (as subgenus of *Smicromyrme* Thomson, 1870) Lelej, 1980: Entom. Obozr. 59(1): 195. Type species: *Mutilla erronea* André, 1902 (original designation).
- beludzhistanica** Lelej, 1985 (*Dentilla*): Osy-nemki fauny SSSR: 195, ♂, type locality: Kerman (Iran), holotype in St. Petersburg Zool. Inst. – Distribution: Asia: Iran.
- caucasica** Lelej, 1985 (*Dentilla*): Osy-nemki fauny SSSR: 193, ♀, type locality: "Ordubad" (Azerbaijan), holotype in St. Petersburg Zool. Inst. – Distribution: Asia: AZ.
- cretica** (Nonveiller, 1972) (*Smicromyrme*, as subspecies of *erronea*): Acta entom. Jugosl. 7(2): 7, ♂, type locality: "Creta, Iraklion" (Greece), holotype in Nonveiller's coll. Zemun. – Distribution: Europe: GR (Crete, Rhodes); Asia: AZ, ARM.
- curtiventris** (André, 1901) (*Mutilla*): Spec. Hymen. d'Eur. et d'Alg. 8: 269, ♀, type locality: "Adampol" (Turkey), holotype in Naturhist. Mus. Wien. – Distribution: Europe: I, GR, YU, Macedonia, AL; Asia: TR, Syria.
- rubescens* (André, 1901) (*Mutilla*, as variety of *viduata*): Spec. Hymen. d'Eur. et d'Alg. 8: 273, ♀, type locality: "Syria", lectotype in Mus. d'Hist. Natur. Paris. (designated by Petersen, 1988: 159). Synonymized by Petersen, 1988: 159.
- errana* (Nonveiller, 1958) (*Smicromyrme*): Bull. Mus. nat. Belgrade 12: 214, ♀, type locality: "Kopaiz" (Greece), holotype in Nonveiller's coll. Zemun. Synonymized by Petersen, 1988: 159.
- nigrescens* (Nonveiller, 1958) (*Smicromyrme*, as variety of *errana*): Bull. Mus. d'Hist. Natur. 12: 217, ♀, type locality: "Rujen" (Yugoslavia), holotype in Nonveiller's coll. Zemun. Synonymized by Petersen, 1988: 159.
- rutilans* (Nonveiller, 1972) (*Smicromyrme*, as forma of *errana*): Acta entom. Jugosl. 7(2): 7, ♀. Invalid according to article 15.2 of ICZN. Synonymized by Petersen, 1988: 159.
- dichroa** (Sichel et Radoszkowski, 1870) (*Mutilla*): Horae Soc. Ent. Ross. 6(3/4): 300, ♂. New name for *Mutilla bicolor* Olivier, 1811. – Distribution: Asia: TU, Afghanistan, Iran, Iraq, Palestine, Egypt (Sinai).
- bicolor* (Olivier, 1811) (*Mutilla*, nom. praeocc., non Pallas, 1771): Encyclopedie methodique 8: 57, ♂, type locality: "Arabie, pres de l'Euphrate" (Iraq), syntypes in Mus. Nat. d'Hist. Natur. Paris.
- quinquedentata* (Morawitz, 1890) (*Mutilla*): Horae Soc. Ent. Ross. 24(3/4): 638, ♂, type locality: Repetek (Turkmenistan), syntypes in St. Petersburg Zool. Inst. Synonymized by André, 1898: 6.

- erronea** (André, 1902) (*Mutilla*): Spec. Hymen. d'Eur. et d'Alg. 8: 362, ♂, type locality: "Albanie, Grece, Corfou, Syra, Micamos, Genes", syntypes in Krakow Inst. Syst. Exper. Zool. – Distribution: Europe: AL, YU, GR, I; Asia: TR; North Africa: Algeria.
- irana** Lelej, 1985 (*Dentilla*): Osy-nemki fauny SSSR: 194, ♂, type locality: Kerman (Iran), holotype in St. Petersburg Zool. Inst. – Distribution: Asia: Iran.
- persica** (Sichel et Radoszkowski, 1870) (*Mutilla*): Horae Soc. Ent. Ross. 6(3/4): 269, ♂, type locality: "Persia" (Iran), syntypes in Krakow Inst. Syst. Exper. Zool. – Distribution: Asia: AZ, ARM, Iran, TR, Palestine.
- sabulicola** (Skorikov, 1935) (*Smicromyrme*): Tr. Tadh. basy AN SSSR 5: 313, tab. 3, fig. 8, ♀, type locality: "Bampur" (Iran), holotype in St. Petersburg Zool. Inst. – Distribution: Asia: Iran.
- sabulosa** (Skorikov, 1935) (*Smicromyrme*): Tr. Tadh. basy AN SSSR 5: 313, ♀, type locality: Kerman (Iran), holotype in St. Petersburg Zool. Inst. – Distribution: Asia: Iran.
- saharica** (Giner, 1945) (*Ephutomma*): Eos 21: 253, fig. 17, ♂, type locality: "Tuisguirrentz" (Western Sahara), holotype in Madrid Inst. Español Ent. – Distribution: North Africa: Western Sahara, Morocco, Algeria, Sudan.
- speciosa** (Lelej, 1980) (*Smicromyrme*): Entom. Obozr. 59(1): 195, fig. 10, ♀, type locality: Lagman province (Afghanistan), holotype in St. Petersburg Zool. Inst. – Distribution: Asia: Afghanistan.
- testacea** (Klug, 1829) (*Mutilla*): Symb. phys. Dec. 1: tab. 5, fig. 4, ♂, type locality: "Arabie deserte" (Egypt), syntypes in Zool. Mus. Berlin. – Distribution: North Africa: Egypt.
- ursina** (Nagy, 1972) (*Smicromyrme*): Bull. Iraq nat. Hist. Mus. 5(2): 4, ♀, type locality: "Ankara" (Turkey), holotype in Nagy's coll. – Distribution: Asia: AZ, TR.
- weidneri** (Nagy, 1971) (*Smicromyrme*): Ent. Mitt. Zool. Mus. Hamburg 4(72): 167, ♀, type locality: Iran, holotype in Hamburg Zool. Mus. – Distribution: Asia: Iran.
- zarudnyi** Lelej, 1985 (*Dentilla*): Osy-nemki fauny SSSR: 195, ♂, type locality: Kerman (Iran), holotype in St. Petersburg Zool. Inst. – Distribution: Asia: TU (Badkhyz), Iran, Afghanistan.

29. Genus *Ephutomma* Ashmead, 1899

- Ephutomma** Ashmead, 1899: J. N. Y. Entom. Soc. 7: 52. Type species: *Mutilla incerta* Radoszkowski, 1877 (= *Mutilla turcestanica* Dalla Torre, 1897) (original designation).
- Eremomyrme* Suárez, 1965: Mem. Soc. entom. Ital. 44: 51. Type species: *Mutilla incerta* Radoszkowski, 1877 (= *Mutilla turcestanica* Dalla Torre, 1897) (original designation). Synonymized by Lelej and Kabakov, 1980: 193.

- angustata** (Skorikov, 1935) (*Smicromyrme*): Tr. Tadzh. basy AN SSSR 5: 316, ♀, type locality: Zeravshan river (Uzbekistan), holotype in St. Petersburg Zool. Inst. – Distribution: Asia: KZ (south), KY, TU, UZ, TJ.
- sogdiana** (Lelej, 1971) (*Smicromyrme*): Entom. Obozr. 50(3): 676, ♀, ♂, type locality: Kyzylkum (Kazakhstan), holotype ♀ in St. Petersburg Zool. Inst. Synonymized by Lelej, 1976: 278.
- coronata** (Lelej, 1976) (*Eremomyrme*): Insects of Mongolia 4: 280, fig. 12, ♂, type locality: Betpakdala (Kazakhstan), holotype in St. Petersburg Zool. Inst. – Distribution: Russia: South Ural; Asia: KZ, TU.
- deserta** Lelej, 1985 (*Ephutomma*): Osy-nemki fauny SSSR: 189, ♀, type locality: Badkhyz reserve (Turkmenistan), holotype in St. Petersburg Zool. Inst. – Distribution: Asia: KZ, UZ, TU, Afghanistan, Iran.
- ferghanica** Ovchinnikov, 2002 (*Ephutomma*): Entomol. Invest. 22: 85, ♀, type locality "Alash-Too Mts" (Kyrgyzstan), holotype in St. Petersburg Zool. Inst. – Distribution: Asia: KY.
- gabesiana** Bischoff, 1920 (*Ephutomma*): Arch. Naturgesch. 86A(1-3): 154, ♀, type locality: "Gabes" (Tunisia), holotype in Mus. Nat. d'Hist. Natur. Paris. – Distribution: North Africa: Tunisia.
- kazenasi** (Lelej, 1976) (*Eremomyrme*): Insects of Mongolia 4: 279, fig. 11, ♂, type locality: Kungrad (Uzbekistan), holotype in St. Petersburg Zool. Inst. – Distribution: Asia: KZ (west), UZ, Mongolia.
- kerzhneri** (Lelej, 1977) (*Eremomyrme*): Insects of Mongolia 5: 534, ♂, type locality: north-west China, Bugas, holotype in St. Petersburg Zool. Inst. – Distribution: Asia: KZ (south), UZ, TU, TJ, China: (Xijiang).
- mesopotamica** Bischoff, 1920 (*Ephutomma*, as subspecies of *continua*): Arch. Naturgesch. 86A(1-3): 153, ♂, type locality: Central Mesopotamia (Iraq), holotype in Zool. Mus. Berlin. – Distribution: Asia: Iraq.
- minuta** Lelej, 1985 (*Ephutomma*): Osy-nemki fauny SSSR: 189, ♀, type locality: Bossaga (Turkmenistan), holotype in St. Petersburg Zool. Inst. – Distribution: Asia: TU, TJ, Iran (north), Mongolia.
- mongolensis** (Suárez, 1974) (*Smicromyrme*): Arch. Inst. Aclimat. 19: 14, ♂, type locality: Mongolia, Central aimak, holotype in Budapest Term. tud. Muz. – Distribution: Russia: ES (Transbaicalia); Asia: Mongolia.
- montarcense** (Giner, 1944) (*Smicromyrme*): Himenopteros España: 89, ♂, type locality: "Montarco" (Madrid, Spain), lectotype in Inst. Español Entomol. Madrid (designated by Suárez, 1959: 100). – Distribution: Europe: E.
- sanguinicollis** (Klug, 1829) (*Mutilla*): Symb. phys. Dec. 1: tab. 4, fig. 8, ♂, type locality: "Tscheile Lachterie" (Arabia), holotype in Berlin Zool. Mus. – Distribution: Asia: Arabia; North Africa: Libya.
- semirubra** Bischoff, 1920 (*Ephutomma*): Arch. Naturgesch. 86A(1-3): 153, ♂, type locality: Tripolitania (Libya), holotype in Zool. Mus. Berlin. – Distribution: North Africa: Libya.

- turcestanica** (Dalla Torre, 1897) (*Mutilla*): Cat. Hymen. 8: 94. New name for *Mutilla incerta* Radoszkowski, 1877. – Distribution: Asia: KZ (south), TU, UZ, TJ.
- incerta* (Radoszkowski, 1877) (*Mutilla*, nom. praeocc., non Spinola, 1841): Voyage au Turkestan d'Alexis Fedtschenko, 2(5): 38, ♂, type locality: Kyzylkum (Kazakhstan), lectotype in Zool. Mus. Moscow Univ. (designated by Lelej, 1976: 277).
- semenovi* (Skorikov, 1935) (*Smicromyrme*): Tr. Tadh. basy AN SSSR 5: 312, ♀, type locality: "Utsh-Adzhi" (Turkmenistan), holotype in St. Petersburg Zool. Inst. Synonymized by Lelej and Kabakov, 1980: 192.
- rufothoracica* (Skorikov, 1935) (*Ephutomma*, as variety of *incerta*): Tr. Tadh. basy AN SSSR 5: 323, ♂, type locality: "Kyzylkum" (Kazakhstan), lectotype in St. Petersburg Zool. Inst. (designated by Lelej and Kabakov, 1980: 192). Synonymized by Lelej and Kabakov, 1980: 192.
- turgayensis** Lelej, 1985 (*Ephutomma*): Osy-nemki fauny SSSR: 188, ♂, type locality: Turgayskaya oblast (Kazakhstan), holotype in St. Petersburg Zool. Inst. – Distribution: Asia: KZ.

30. Genus *Mickelomyrme* Lelej, 1995

- Mickelomyrme** Lelej, 1995: Far East. entomol. 6: 17. Type species: *Mutilla hageni* Zavattari, 1913 (original designation). [Not Palaearctic].
- abnorma** (Chen, 1957) (*Smicromyrme*): Quart. J. Taiwan Mus. 10(3-4): 180, 203, ♂, type locality: Jianxi (China), holotype in Heude Mus. Shanghai. – Distribution: Asia: China: CE (Anhui, Jiangxi, Zhejiang), SE (Fujian), SW (Yunnan), Vietnam.
- exacta** (Smith, 1879) (*Mutilla*): Descr. New Species Hymen.: 202, ♂, type locality: Shanghai (China), holotype in London Brit. Mus. Nat. Hist. – Distribution: Asia: China: CE (Shanghai, Anhui, Jiangsu, Jiangxi), SW (Sichuan), SE (Guangdong).

31. Genus *Nemka* Lelej, 1985

- Nemka** (as subgenus of *Smicromyrme* Thomson, 1870) Lelej, 1985: Osy-nemki fauny SSSR: 240. Type species: *Mutilla viduata* Pallas, 1773 (original designation).
- Horaia* (as subgenus of *Smicromyrme* Thomson, 1870) Tsuneki, 1993: SPJHA 41: 43. Type species: *Smicromyrme (Horaia) chihpenchia* Tsuneki, 1993 (original designation). [Not Palaearctic]. Synonymized by Lelej, 1995: 2.

- aurantiaca** (Skorikov, 1935) (*Smicromyrme*, as variety of *viduata*): Tr. Tadh. basy AN SSSR 5: 310, ♂, type locality: "South-East Persia" (Iran), holotype in St. Petersburg Zool. Inst. – Distribution: Asia: TU, Iran, Afghanistan.
- limi** (Chen, 1957) (*Smicromyrme*): Quart. J. Taiwan Mus. 10(3-4): 183, 215, ♀, type locality: "Zhejiang" (China), holotype in Shanghai Heude Mus. – Distribution: Asia: China (Jiangsu, Zhejiang, Hainan).
- pondicherensis** (Sichel et Radoszkowski, 1870) (*Mutilla*): Horae Soc. Ent. Ross. 6(3-4): 204, ♀, type locality: "Pondichery" (East India), holotype in Wien Naturhis. Mus. – Distribution: Asia: Iran (south), India (east).
- taiwanensis** (Mickel, 1933) (*Timulla*, as subspecies of *orientalis*): Ann. Entom. Soc. Amer. 26: 408, ♂, type locality: Taiwan (China), holotype in Deutsch. Entom. Inst. – Distribution: Asia: China: CE (Jiangsu, Anhwei, Zhejiang), SE (Fujian, Taiwan).
- viduata** (Pallas, 1773) (*Mutilla*): Reisen ... Russischen Reiches 2: 730, ♂, type locality: "Lecta cun praecedenti (ad Irtin locis australioribus)" (Shulba river near Semipalatinsk, Kazakhstan), syntypes probably in Zool. Mus. Berlin. – Distribution: Europe: E, P, F, I, M, GR, Slovenia, Croatia, BH, YU, Macedonia, AL, A, D (south), BG, H, R, CZ, SL, U; Russia: SET, South Ural, WS (Altai); Asia: CY, TR, Syria, GE, AZ, ARM, KZ, KY, UZ, TU, Iran (north), TR, Mongolia (north-west), China: NW (Xinjiang); North Africa: Morocco, Algeria, Tunisia.
- viduata viduata** (Pallas, 1773). – Distribution: Europe: U, E, F, I, M, GR, Slovenia, Croatia, BH, YU, Macedonia, AL, A, D (south), BG, H, R, CZ, SL; Russia: SET, South Ural, WS (Altai); Asia: TR, Syria, GE, AZ, ARM, KZ, Mongolia (north-west).
- stridula* (Rossi, 1790) (*Tiphia*): Fauna etrusca: 68, tab. 6, fig. 2, ♂, type locality: not given (Italy), syntypes unknown. Synonymized by Morawitz, 1865: 133.
- coronata* (Rossi, 1792) (*Mutilla*): Mantissa Insectorum 1: 147, ♀, type locality: "Pisis obvia in silvestris arenosis" (Italy), syntypes unknown. Synonymized by Morawitz, 1865: 133.
- coronata* (Fabricius, 1793) (*Mutilla*, nom. praecoc., non Rossi, 1792): Entomologia systematica 2: 369, ♀, type locality: "Habitat in Halae Saxonum" (Germany), lectotype in Copenhagen Univ. Zool. Mus. (designated by Petersen, 1988: 158). Synonymized by Morawitz, 1865: 133).
- paedemontana* (Fabricius, 1794) (*Mutilla*): Entomologia systematica 4: 461, ♂, type locality: "Habitat in Italia" (Italy), lectotype in Copenhagen Univ. Zool. Mus. (designated by Petersen, 1988: 186). Synonymized by Morawitz, 1865: 133).

- togata* (Ahrens, 1812) (*Mutilla*): Fauna Insect. Europ. 1: 17, ♂, type locality: Europa, syntypes unknown. Synonymized by Morawitz, 1865: 133.
- viduata tunensis** (Fabricius, 1804) (*Mutilla*): Systema piezatorum: 433, ♀, type locality: "Habitat in Tunis" (Tunisia), lectotype in Copenhagen Univ. Zool. Mus. (designated by Petersen, 1988: 195). – Distribution: North Africa: Morocco, Algeria, Tunisia.
- bipunctata* (Lepeletier, 1845) (*Mutilla*, nom. praeocc., non Latreille, 1792): Hist. nat. ins. Hymen. 3: 642, ♀, type locality: "Oran" (Algeria), syntypes in Mus. Nat. d'Hist. Natur. Paris.
- dispar** (Smith, 1855) (*Mutilla*): Cat. Hymen. 3: 14, ♀. New name for *Mutilla bipunctata* Lepeletier, 1845. – Distribution: North Africa: Algeria.
- triplex* (Invrea, 1953) (*Smicromyrme* as forma of *viduata tunensis*): Bull. Soc. Sci. Natur. Maroc. 32: 277, ♂, type locality: "Marra-kech" (Morocco), syntypes in Genova Mus. Civ. Stor. Natur. Invalid according to article 45.5 of ICZN.
- viduata macquarti** (Lepeletier, 1845) (*Mutilla*): Hist. nat. ins. Hymen. 3: 633, ♂, type locality: "Probablement du Midi de la France", syntypes in Mus. Nat. d'Hist. Natur. Paris. – Distribution: Europe: GR.
- viduata bartholomaei** (Radoszkowski, 1865) (*Mutilla*): Bull. Soc. Imper. Natur. Moscou 38(2): 460, tab. 9, fig. 2, ♂, type locality: "Tehran" (Iran), syntypes in Krakow Inst. Syst. Exper. Zool. – Distribution: Asia: GE, AZ, ARM, KZ (south of Aral Sea and Balkhash Lake), KY, UZ, TU, TR, Iran (north), TR, China: NW (Xinjiang).
- luctuosa* (Radoszkowski, 1865) (*Mutilla*, nom. praeocc., non Lucas, 1849): Bull. Soc. Imper. Natur. Moscou 38(2): 453, tab.8, fig. 5, ♀, type locality: "Syr-Darja river" (Kazakhstan), syntypes in Krakow Inst. Syst. Exper. Zool.
- bareyi* (Radoszkowski, 1893) (*Mutilla*): Horae Soc. Ent. Ross. 27(3/4): 492, ♂ non ♀, type locality: "Persia" (Iran), lectotype ♂ in Krakow Inst. Syst. Exper. Zool. (designated by Petersen, 1988: 196). **New Synonymy.**
- protunensis* (Skorikov, 1935) (*Smicromyrme*, as subspecies of *viduata*): Tr. Tadzh. basy AN SSSR 5: 316, ♀, type locality: "Zhulek" (Kazakhstan), lectotype in St. Petersburg Zool. Inst. (designated Lelej, 1985: 242). Synonymized by Lelej, 1975: 325.
- simia* (Skorikov, 1935) (*Smicromyrme*): Tr. Tadzh. basy AN SSSR 5: 316, ♀, type locality: "Koku-Merek river" (Kyrgyzstan), lectotype in St. Petersburg Zool. Inst. (designated Lelej, 1985: 242). Synonymized by Lelej, 1975: 325.
- anacta* (Skorikov, 1935) (*Smicromyrme*, as variety of *viduata protunensis*): Tr. Tadzh. basy AN SSSR 5: 319, ♂, type locality: "Turcestan". Invalid according to article 45.5 of ICZN.

intermedia (Skorikov, 1935) (*Smicromyrme*, as variety of *viduata protunensis*): Tr. Tadh. basy AN SSSR 5: 319, ♂, type locality: "Turcestan". Invalid according to article 45.5 of ICZN.

viduata andalusiana (Skorikov, 1935) (*Smicromyrme*, as forma of *viduata*): Tr. Tadh. basy AN SSSR 5: 319, ♀, type locality: "Andalusia" (Spain), lectotype in St. Petersburg Zool. Inst. (designated here, in order to ensure the name's proper and consistent use). – Distribution: Europe: E, P.

viduata insulae (Invrea, 1940) (*Smicromyrme*, as variety of *viduata*): Boll. Soc. entom. Ital. 72: 120, ♂, type locality: "Acrotizi Bay" (Cyprus), syntypes in Genova Mus. Civ. Stor. Natur. – Distribution: Asia: CY.

wotani (Zavattari, 1913) (*Mutilla*): Arch. Naturgesch. 79A(3): 27, ♀, type locality: Taiwan (China), lectotype in Deutsch. Entom. Inst. (designated by Mickel, 1933: 291). – Distribution: Asia: Japan (Honshu, Kyushu, Tanega-shima), Korea, China (Liaoning, Shanxi, Taiwan), Vietnam.

yasumatsui (Mickel, 1936) (*Smicromyrme*): Mushi 9(1): 52, ♀, type locality: "Fukuoka" (Japan, Kyushu), holotype in Univ. Minnesota, St. Paul. Synonymized by Lelej, 1995: 10.

32. Genus *Nuristanilla* Lelej, 1980

Nuristanilla Lelej, 1980: Entom. Obozr. 59(1): 193. Type species: *Nuristanilla kabakovi* Lelej, 1980 (original designation).

kabakovi Lelej, 1980 (*Nuristanilla*): Entom. Obozr. 59(1): 193. type locality: Lagman province (Afghanistan), holotype in St. Petersburg Zool. Inst. – Distribution: Asia: Afghanistan.

33. Genus *Physetopoda* Schuster, 1949

Physetopoda Schuster, 1949: Entom. Amer. (n.s.) 29: 112. Type species: *Physetopoda insularis* Schuster, 1949 (= *Mutilla rubrocincta* Lucas, 1849) (original designation).

Paramyrme (as subgenus of *Smicromyrme* Thomson, 1870) Lelej, 1977: Insects of Mongolia 5: 531. Type species: *Mutilla montana* Panzer, 1805 (= *Mutilla halensis* Fabricius, 1787) (original designation). Synonymized by Brothers, 1983: 441.

asiatica (Lelej, 1984) (*Paramyrme*): Sistematica nasekomykh: 107, fig. 14, ♂, ♀, type locality: Tyulkubas (Kazakhstan), holotype ♀ in St. Petersburg Zool. Inst. – Distribution: Asia: ARM, AZ, KZ, KY, UZ, Iran (north).

betpakdalensis (Lelej, 1984) (*Paramyrme*): Sistematica nasekomykh: 113, ♂, type locality: 60 km NW Furmanovka (Kazakhstan), holotype in St. Petersburg Zool. Inst. – Distribution: Asia: KZ.

- cingulata** (Costa, 1858) (*Mutilla*): Fauna regno Napoli: 15, tab. 21, fig. 4, ♂, type locality: "Terra d'Otranto" (Italy), holotype in Mus. Zool. Univ. Napoli. – Distribution: Europe: I, GR, H; Russia: SET (south-east); Asia: KZ.
- rudolfae* (Lelej, 1984) (*Smicromyrme*): Taxonomy and Zoogeography: 87, ♂, type locality: Ural river (Kazakhstan), holotype in St. Petersburg Zool. Inst. Synonymized by Petersen, 1988: 193.
- compacta** (Invrea, 1957) (*Smicromyrme*): Mem. Soc. entom. Ital. 36: 195, fig. 1b, ♂, type locality: Abruzzi, Monte Canelle (Italy), holotype in Genova Mus. Civ. Stor. Natur. – Distribution: Europe: I, Croatia, F, E, P, R.
- daghestanica** (Radoszkowski, 1885) (*Mutilla*): Horae Soc. Ent. Ross. 19(1/2): 24, fig. 22, ♂, type locality: "Banat" (Hungary), lectotype in Krakow Inst. Syst. Exper. Zool. (designated by Petersen, 1988: 169). – Distribution: Europe: U, A, CZ, SL; Russia: SET; WS (Altai); Asia: KZ.
- moravica* (Hoffer, 1936) (*Smicromyrme*, as forma of *montata*): Casopis Cs. Spol. Ent. 33: 162, ♂, type locality: "Moravia" (Czechia), holotype in Brno Morav. zem. Mus. **New Synonymy**.
- variabilis* (Hoffer, 1938) (*Smicromyrme*): Sb. ent. Odd. nar. Mus. Praze 16: 191, ♂. Unnecessary new name for *Smicromyrme moravica* Hoffer, 1936; type locality: "Brno" (Czechia), holotype in Brno Morav. zem. Mus. Synonymized by Lelej, 1985: 208.
- maculata* (Hoffer, 1938) (*Smicromyrme*, as forma of *variabilis*): Sb. ent. Odd. nar. Mus. Praze 16: 192, ♂, type locality: "Somotor" (Slovakia), holotype probably in Praha Narodni Muz. **New Synonymy**.
- lineata* (Hoffer, 1938) (*Smicromyrme*, as forma of *variabilis*): Sb. ent. Odd. nar. Mus. Praze 16: 192, ♂, type locality: "Somotor" (Slovakia), holotype probably in Praha Narodni Muz. **New Synonymy**.
- obenbergeri* (Hoffer, 1938) (*Smicromyrme*, as forma of *variabilis*): Sb. ent. Odd. nar. Mus. Praze 16: 192, ♂, type locality: "Somotor" (Slovakia), syntypes probably in Praha Narodni Muz. **New Synonymy**.
- conversa* (Hoffer, 1938) (*Smicromyrme*, as forma of *variabilis*): Sb. ent. Odd. nar. Mus. Praze 16: 192, ♂, type locality: "Somotor" (Slovakia), holotype probably in Praha Narodni Muz. **New Synonymy**.
- deserta** (Lelej, 1984) (*Paramyrme*): Sistematica nasekomykh: 109, fig. 12, ♂, type locality: Repetek (Turkmenistan), holotype in St. Petersburg Zool. Inst. – Distribution: Asia: TU, UZ, KZ (south-east).
- fusculina** (Invrea, 1955) (*Smicromyrme*): Atti Soc. Ital. Sci. Natur. 94(3-4): 249, ♀, type locality: Sardinia (Italy), holotype in Genova Mus. Civ. Stor. Natur. – Distribution: Europe: I (Sardinia).
- gorbatovskii** (Lelej, 1984) (*Paramyrme*): Sistematica nasekomykh: 110, fig. 21, 22, ♂, type locality: Nurek (Tajikistan), holotype in St. Petersburg Zool. Inst. – Distribution: Asia: TJ.

- halensis** (Fabricius, 1787) (*Mutilla*): Mantissa Insectorum 1: 312, ♀, type locality: "Halae Saxonum" (Germany), syntypes lost, neotype in Mus. Nat. d'Hist. Natur. Paris. (designated by Petersen, 1988: 163). – Distribution: Europe: D, CZ, SL, A, CH, R, Slovenia, Croatia, BH, YU, Macedonia, I, U; Russia: SET, south Ural; WS (Altai); Asia: KZ.
- ephippium* (Fabricius, 1793) (*Mutilla*, nom. praeocc., non Rossi, 1792): Entomologia systematica 2: 370, ♂, type locality: "Halae Saxonum" (Germany), lectotype in Copenhagen Univ. Zool. Mus. (designated by Petersen, 1988: 160). Synonymized by Petersen, 1988: 163.
- montana* (Panzer, 1805) (*Mutilla*): Faune Insectorum Germanicae oder Deutschlands insecten 97: 20, ♀, type locality: "Germania", syntypes unknown. Synonymized by Panzer, 1806: 212.
- schenki* (Schmiedeknecht, 1907) (*Mutilla*): Hymenopteren Mitteleuropas: 340, ♂, type locality: "Thuringen" (Germany), lectotype in Frankfurt Natur. Mus. Senckenberg. (designated by Petersen, 1988: 165). Synonymized by Petersen, 1988: 163.
- pseudomontana* (Hoffer, 1936) (*Smicromyrme*, as subspecies of *punctata*): Casopis Cs. Spol. Ent. 33: 161, ♀, type locality: "Slovakia, Parkar", holotype probably in Praha Narodni Muz. Synonymized by Lelej, 1985: 203.
- susterai* (Hoffer, 1936) (*Smicromyrme*, as forma of *montana*): Casopis Cs. Spol. Ent. 33: 162, ♀, type locality: "Praha" (Czechia), holotype probably in Praha Narodni Muz. **New Synonymy.**
- melaclena* (Invrea, 1958) (*Smicromyrme*, as forma of *compacta*): Boll. Soc. entom. Ital. 88(9–10): 145, ♂, type locality: "S. Ambrogio Veneto" (Italy) holotype in Genova Mus. Civ. Stor. Natur. Synonymized by Petersen, 1988: 163.
- subalpina* (Ressl, 1960) (*Smicromyrme*): Z. ArbGem. ost. Entom. 12: 131. Nomen nudum. Synonymized by Petersen, 1988: 163.
- hissarica** (Lelej, 1984) (*Paramyrme*): Sistematica nasekomykh: 111, fig. 19, 20, ♂, type locality: Stalinabad (=Dushanbe) (Tajikistan), holotype in St. Petersburg Zool. Inst. – Distribution: Asia: TJ.
- isis** (Suárez, 1975) (*Smicromyrme*): Arch. Inst. Aclimat. 20: 155, figs 1, 5, 8, ♂, type locality: "Meadi" (Egypt), holotype in Suárez's coll., Almeria. – Distribution: North Africa: Egypt.
- kermanensis** (Lelej, 1984) (*Paramyrme*): Sistematica nasekomykh: 110, ♂, type locality: Kerman (Iran), holotype in St. Petersburg Zool. Inst. – Distribution: Asia: Iran (south-east).
- kozlovi** (Lelej, 1976) (*Smicromyrme*): Insects of Mongolia 4: 273, fig. 3, 4, ♂ non ♀, type locality: Kobdo aimak (Mongolia), holotype ♂ in St. Petersburg Zool. Inst. – Distribution: Asia: KZ, Mongolia.

- ligustica** (Invrea, 1951) (*Smicromyrme*): Boll. Soc. ent. Ital. 81: 38, ♂, type locality: "Liguria, Varazze" (Italy), holotype in Genova Mus. Civ. Stor. Natur. – Distribution: Europe: R, I, M, E, P, F.
- borgiana** (Invrea, 1951) (*Smicromyrme*, as variety of *ligustica*): Boll. Soc. entom. Ital. 81: 39, ♂, type locality: "Liguria, Varazze" (Italy), holotype in Genova Mus. Civ. Stor. Natur. – Distribution: Europe: I.
- myrtacea** (Invrea, 1951) (*Smicromyrme*, as variety of *ligustica*): Boll. Soc. entom. Ital. 81: 39, ♂, type locality: "Liguria, Varazze" (Italy), holotype in Genova Mus. Civ. Stor. Natur. – Distribution: Europe: I.
- lucasii** (Smith, 1855) (*Mutilla*): Cat. Hymen. 3: 14. New name for *Mutilla bicolor* Lucas, 1849. – Distribution: Europe: I, F, E; North Africa: Algeria.
- bicolor* (Lucas, 1849) (*Mutilla*, nom. praeocc., non Pallas, 1771): Explor. sci. de l'Alg. 3: 289, ♂, type locality: "Algeria", lectotype in Mus. Nat. d'Hist. Natur. Paris. (designated by Petersen, 1988: 172).
- cerrutii* (Invrea, 1956) (*Smicromyrme*, as forma of *montana*): Boll. Soc. entom. Ital. 86(9–10): 148, ♂, type locality: "Lazio" (Italy), holotype in Genova Mus. Civ. Stor. Natur. Synonymized by Petersen, 1988: 172.
- pseudobimaculata** (Suárez, 1959) (*Smicromyrme*, as forma of *montana*): Eos 35(1): 104, fig. 3, ♂, type locality: "Colmenar" (Spain), holotype in Madrid Inst. Español Ent. – Distribution: Europe: E.
- mendizabali** (Suárez, 1956) (*Smicromyrme*): Arch. Inst. Aclimat. 5: 53, ♀, type locality: "Gergal" (Spain), holotype in Suárez's coll., Almeria. – Distribution: Europe: E (south).
- oratoria** (Chen, 1957) (*Smicromyrme*): Quart. J. Taiwan Mus. 10(3-4): 197, fig. 49, ♂, type locality: Shandong (China), holotype in Heude Mus. Shanghai. – Distribution: Russia: ES (south, Chitinskaya oblast, Yakutia), FE (Amurskaya oblast, Khabarovskii krai, Primorskii krai); Asia: China (Jilin, Neimenggu, Shandong), Mongolia.
- vaticinia* (Chen, 1957) (*Smicromyrme*, as subspecies of *oratoria*): Quart. J. Taiwan Mus. 10(3-4): 198, ♂, type locality: Chahar (China, Neimenggu), holotype in Heude Mus. Shanghai. **New Synonymy.**
- miscisis* (Chen, 1957) (*Smicromyrme*, as subspecies of *oratoria*): Quart. J. Taiwan Mus. 10(3-4): 198, ♂, type locality: Chahar (China, Neimenggu), holotype in Heude Mus. Shanghai. **New Synonymy.**
- rectangulata* (Chen, 1957) (*Glossotilla*): Quart. J. Taiwan Mus. 10(3-4): 159, ♀, type locality: Jehol (China, Neimenggu), holotype in Heude Mus. Shanghai. **New Synonymy.**
- eo*a (Lelej, 1977) (*Smicromyrme*): Insects of Mongolia 5: 531, fig. 4, ♀, ♂, type locality: Primorskii krai (Russia: Far East), holotype ♀ in St. Petersburg Zool. Inst. **New Synonymy.**
- pierrei** (Suárez, 1958) (*Smicromyrme*): Mem. Soc. entom. Ital. 37: 113, ♂, type locality: "Sahara Argelino" (Algeria), holotype in Suárez's coll., Almeria. – Distribution: North Africa: Algeria, Mauritania, Chad.

- portschinskii** (Radoszkowski, 1888) (*Mutilla*): Horae Soc. Ent. Ross. 22(3/4): 330, tab. 15, fig. 28, ♂ non ♀, type locality: "Caucasus", lectotype in Krakow Inst. Syst. Exper. Zool. (designated by Lelej, 1984: 109). – Distribution: Russia: SET (south-east); Asia: ARM, AZ, KZ, TU (south-west).
- punctata** (Latreille, 1792) (*Mutilla*): Act. Soc. Hist. Nat. Paris 1: 11, ♀, type locality: "Gallo-provincia" (France), syntypes unknown. – Distribution: Europe: E, P, F (south), I, M, H, R, Croatia. North Africa: Egypt, Tunisia, Algeria, Morocco.
- quadripunctata* (Olivier, 1811) (*Mutilla*): Encyclopedie methodique 8: 59, ♀, type locality: Algeria. Synonymized by André, 1903: 460.
- quadrinaculata* (Lucas, 1849) (*Mutilla*): Explor. sci. de l'Alg. 3: 296, tab. 16, fig. 4, ♀, type locality: Algeria, syntypes in Mus. Nat. d'Hist. Natur. Paris. Synonymized by André, 1896: 271.
- melanothorax** (André, 1901) (*Mutilla*, as variety of *punctata*): Spec. Hymen. d'Eur. et d'Alg. 8: 295, ♀, type locality: Algeria, syntypes in Mus. d'Hist. Natur. Paris. – Distribution: North Africa: Algeria.
- pusilla** (Klug, 1835) (*Mutilla*): Reise d. Tirol 2: 91, ♀, type locality: "Andalousie Puertoreal" (Spain), syntypes in Zool. Mus. Berlin. – Distribution: Europe: AL, Croatia, GR, E; Asia: CY; North Africa: Algeria, Morocco.
- nigrithorax** (André, 1902) (*Mutilla*, as variety of *pusilla*): Spec. Hymen. d'Eur. et d'Alg. 8: 308, ♀, type locality: Algeria, Morocco, syntypes in Mus. d'Hist. Natur. Paris. – Distribution: North Africa: Algeria, Morocco.
- rubrocincta** (Lucas, 1849) (*Mutilla*): Explor. sci. de l'Alg. 3: 289, tab. 15, fig. 12, ♂, type locality: "Algeria, La Calle", lectotype in Mus. Nat. d'Hist. Natur. Paris. (designated by Petersen, 1988: 170). – Distribution: Europe: YU, AL, GR, I, F, E, P; North Africa: Algeria, Tunisia, Morocco.
- insularis* Schuster, 1949 (*Physetopoda*): Entom. Amer. (n.s.) 29: 114, fig. 21, 28, 29, ♂, type locality: "Haiti", "San Domingo", actually Palaearctic, holotype in Mus. Nat. d'Hist. Natur. Paris. Synonymized by Brothers, 1983: 441.
- jacobi* (Invrea, 1953) (*Smicromyrme*): Bull. Soc. Sci. Natur. Maroc. 32: 285, ♂, type locality: "Fes" (Morocco), holotype in Genova Mus. Civ. Stor. Natur. Synonymized by Petersen, 1988: 170.
- bitriangulata** (Invrea, 1953) (*Smicromyrme*, as variety of *jacobi*): Bull. Soc. Sci. Natur. Maroc. 32: 287, ♂, type locality: "Marrakech" (Morocco), holotype in Genova Mus. Civ. Stor. Natur. – Distribution: North Africa: Morocco.
- rubricula** (Invrea, 1953) (*Smicromyrme*, as variety of *jacobi*): Bull. Soc. Sci. Natur. Maroc. 32: 287, ♂, type locality: "Marrakech" (Morocco), holotype in Genova Mus. Civ. Stor. Natur. – Distribution: North Africa: Morocco.

- rufosquamulata** (André, 1904) (*Mutilla*, as variety of *montana*): Ann. Soc. entom. France 72: 421, ♂, type locality: not given, actually Molinos (Spain), lectotype in Mus. d'Hist. Natur. Paris. (designated by Petersen, 1988: 173). – Distribution: Europe: E, F (south).
- pronotalis** (Mercet, 1903) (*Mutilla*, as variety of *montana*): Boln. R. Soc. esp. Hist. Nat. 3: 99, ♂, type locality: "Molinos" (Spain), syntypes probably in Madrid Inst. Español Ent. – Distribution: Europe: E.
- scutellaris** (Latreille, 1792) (*Mutilla*): Act. Soc. Hist. Nat. Paris 1: 10, ♂, type locality: "Habitat in provincia Inculismensi" (France), neotype in Copenhagen Univ. Zool. Mus. (designated by Petersen, 1988: 192). – Distribution: Europe: E, A, CH, I, Slovenia, Croatia, YU, F, D, CZ, SL, GR, R, H, ? Russia; Asia: ARM, TR; ? North Africa: Algeria, Tunisia.
- bimaculata* (Jurine, 1807) (*Mutilla*): Nouvelle methode: 268, tab. 12, fig., ♂, type locality: not given, probably Switzerland, holotype in Geneve Mus. d'Hist. Natur. Synonymized by Petersen, 1988: 192.
- subcomata* (Wesmael, 1852) (*Mutilla*): Bull. Acad. r. Belg. Cl. Sci. 18: 368, ♀, type locality: Belgium, holotype in Bruxelles Inst. Sci. Natur. Synonymized by Schmid-Egger and Petersen, 1993: 51.
- nigrescens** (André, 1901) (*Mutilla*, as variety of *subcomata*): Spec. Hymen. d'Eur. et d'Alg. 8: 265, ♀, type locality: South France, Switzerland, Croatia, Russia, Algeria, Tunisia, syntypes in Mus. d'Hist. Natur. Paris. – Distribution: Europe: F (south), CH, Croatia; ? Russia; North Africa: Algeria, Tunisia.
- nigricollis* (Hoffer, 1936) (*Smicromyrme*, as forma of *subcomata*): Casopis Cs. Spol. Ent. 33: 162, ♀, type locality: "Moravia, Tisnov" (Czechia), holotype probably in Praha Narodni Muz. **New Synonymy.**
- castellaneta* Pagliano, 1983 (*Smicromyrme*, as forma of *bimaculata*): Boll. Soc. entom. Ital. 115(1-3): 33, ♂, type locality: Puglia, Castellaneta Marina (Italy). Invalid according to article 15.2 of ICZN.
- sericeiceps** (André, 1901) (*Mutilla*, as variety of *subcomata*): Spec. Hymen. d'Eur. et d'Alg. 8: 265, ♀, type locality: "Corse" (France), lectotype in Mus. d'Hist. Natur. Paris (designated by Petersen, 1988: 167). – Distribution: Europe: H, YU, I, F, P, E.
- moltonii* (Invrea, 1955) (*Smicromyrme*): Atti Soc. Ital. Sci. Natur. 94(3-4): 250, figs 1d, 2e, ♀, type locality: Sardinia (Italy), holotype in Genova Mus. Civ. Stor. Natur. Synonymized by Petersen, 1988: 167.
- similis** (Lelej, 1984) (*Paramyrme*): Sistematica nasekomykh: 111, fig. 17, 18, ♂, type locality: Asni, Armenia, holotype in St. Petersburg Zool. Inst. – Distribution: Europe: U (Crimea); Asia: TR, ARM, AZ.
- trioma** (Invrea, 1955) (*Smicromyrme*): Atti Soc. Ital. Sci. Natur. 94(3-4): 239, ♀, type locality: Sardinia (Italy), holotype in Genova Mus. Civ. Stor. Natur. – Distribution: Europe: I (Sardinia), F (Corsica).

- turgajensis** (Lelej, 1984) (*Smicromyrme*): Taxonomy and Zoogeography: 87, ♂, type locality: Turgajskaya oblast (Kazakhstan), holotype in St. Petersburg Zool. Inst. – Distribution: Russia: SET (south-east), South Ural; Asia: KZ, Mongolia (west).
- unicincta** (Lucas, 1849) (*Mutilla*): Explor. sci. de l'Alg. 3: 293, tab. 16, fig. 2, ♀, type locality: "Algeria", lectotype in Mus. Nat. d'Hist. Natur. Paris. (designated by Petersen, 1988: 173). – North Africa: Algeria.

34. Genus *Promecilla* André, 1903

- Promecilla** André, 1903: Genera Insectorum 11: 14. Type species: *Mutilla regia* Smith, 1855 (original designation). [Not Palaearctic].
- primana** Skorikov, 1935 (*Promecilla*): Tr. Tadz. basy AN SSS R 5: 321, ♀, type locality: Khiva (Uzbekistan), lectotype in St. Petersburg Zool. Inst. (designated by Lelej, 1985: 181). – Distribution: Asia: UZ, TJ.
- vinuta** (Nagy, 1972) (*Smicromyrme*): Bull. Iraq nat. Hist. Mus. 5(2): 5, ♂, type locality: Afghanistan, holotype in Nagy's coll. – Distribution: Asia: Afghanistan.

35. Genus *Sinotilla* Lelej, 1995

- Sinotilla** Lelej, 1995: Far East. entomol. 13: 18. Type species: *Smicromyrme boheana* Chen, 1957 (original designation). [Not Palaearctic].
- cyaneiventris** (André, 1896) (*Mutilla*): Termes. Fuzetek. 19: 18, ♂, type locality: "North China", holotype in Budapest Hung. Nat. Mus. – Distribution: Asia: China: NO (Neimenggu, Hebei, Shanxi), CE (Jiangsu, Jiangxi, Zhejiang).
- cyaneiventris cyaneiventris** (André, 1896). – Distribution: Asia: China: NO (Hebei, Shanxi), CE (Jiangsu, Jiangxi, , Zhejiang).
- cyaneiventris gobiana** (Chen, 1957) (*Smicromyrme*): Quart. J. Taiwan Mus. 10(3-4): 204, ♂, type locality: "Chahar" (China, Neimenggu), holotype in Heude Mus. Shanghai. – Distribution: Asia: China: NO (Neimenggu).
- pekiniana** (André, 1905) (*Mutilla*): Zeitschr. Hym. Dipt. 5: 214, ♀, type locality: "Pekin" (=Beijing) (China), lectotype in Mus. Nat. d'Hist. Natur. Paris (designated by Mickel, 1933: 319). – Distribution: Asia: China: NO (Hebei, Shanxi), CE (Jiangsu), SE (Fujian).

36. Genus *Skorikovia* Ovchinnikov, 2002

- Skorikovia** Ovchinnikov, 2002: Entomol. Invest. 22: 94. Type species *Mutilla elongata* Radoszkowski, 1885 (original designation).

- elongata** (Radoszkowski, 1885) (*Mutilla*): Horae Soc. Ent. Ross. 19(1/2): 17, fig. 13, ♂, type locality: "Caucasus, Iran", syntypes in Krakov Inst. Syst. Exper. Zool. – Distribution: Russia: SET; Asia: AZ, KZ, KY, TU, UZ, Iran (north), Afghanistan.
- pura* (André, 1901) (*Mutilla*, as variety of *elongata*): Spec. Hymen. d'Eur. et d'Alg. 8: 155, ♂, type locality: "Turkestan", syntypes in Mus. d'Hist. Natur. Paris. **New Synonymy.**
- ambigua* (Skorikov, 1935) (*Smicromyrme*): Tr. Tadjh. basy AN SSSR 5: 315, ♀, type locality: "Tashkent" (Uzbekistan), lectotype in St. Petersburg Zool. Inst. (designated by Lelej, 1985: 230). Synonymized by Ovchinnikov, 2002: 95.
- baigacuma* (Skorikov, 1935) (*Smicromyrme*): Tr. Tadjh. basy AN SSSR 5: 314, ♀, type locality: "Baigakum" (Kazakhstan), holotype in St. Petersburg Zool. Inst. Synonymized with *ambigua* by Lelej, 1985: 230.
- gracilis* (Skorikov, 1935) (*Smicromyrme*): Tr. Tadjh. basy AN SSSR 5: 315, ♀, type locality: "Zhulek" (Kazakhstan), lectotype in St. Petersburg Zool. Inst. (designated by Lelej, 1985: 230). Synonymized with *ambigua* by Lelej, 1985: 230.
- kuznetzovi* (Skorikov, 1935) (*Smicromyrme*): Tr. Tadjh. basy AN SSSR 5: 315, ♀, type locality: Khumsan (Kazakhstan), lectotype in St. Petersburg Zool. Inst. (designated by Lelej, 1985: 230). Synonymized with *ambigua* by Lelej, 1985: 230.
- pallipes** (Lelej, 1985) (*Smicromyrme*): Osy-nemki fauny SSSR: 243, ♂, type locality: "Khorasan" (Iran), holotype in St. Petersburg Zool. Inst. – Distribution: Asia: Iran (east).
- pliginskiji** (Lelej, 1984) (*Smicromyrme*): Taxonomy and Zoogeography: 81, ♂, type locality: "Crimea, Sevastopol" (Ukraine), holotype in St. Petersburg Zool. Inst. – Distribution: Europe: U (Crimea); Russia: SET, South Ural.
- radoszkovskii** (Skorikov, 1935) (*Ephutomma*): Tr. Tadjh. basy AN SSSR 5: 325, ♂, type locality: not given, probably Caucasus, syntypes probably in Krakov Inst. Syst. Exper. Zool. – Distribution: Russia: SET (Daghestan); Asia: AZ, GE.
- transcaucasica** (Lelej, 1985) (*Smicromyrme*): Osy-nemki fauny SSSR: 245, ♂, type locality: "Environs of Erevan" (Armenia), holotype in St. Petersburg Zool. Inst. – Distribution: Asia: ARM, AZ.

37. Genus *Smicromyrme* Thomson, 1870

Smicromyrme Thomson, 1870: Opuscula entomologica 2: 208. Type species: *Mutilla rufipes* Fabricius, 1787 (original designation).

Subgenus *Astomyrme* Schwartz, 1984

Astomyrme Schwartz, 1984: L'Entomol. 40(1): 22. Type species: *Smicromyrme ausonia* Invrea, 1950 (original designation).

- asiatica** Lelej, 1985 (*Smicromyrme*): Osy-nemki fauny SSSR: 221, ♂, type locality: Barsa-Kelmes II. (Kazakhstan), holotype in St. Petersburg Zool. Inst. – Distribution: Asia: KZ, KY, UZ.
- ausonia** Invrea, 1950 (*Smicromyrme*): Mem. Soc. entom. Ital. 29: 23, ♂, type locality: "Liguria, Varazze" (Italy), holotype in Genova Mus. Civ. Stor. Natur. – Distribution: Europe: F (Corsica), I, GR, U (Crimea), MO; Russia: SET, South Ural; Asia: KZ, TU (Kopet-Dag), CY.
- sabatia** Invrea, 1953 (*Smicromyrme*): Boll. Soc. entom. Ital. 83: 9, fig. 1, ♀, type locality: "Liguria, Savona" (Italy), holotype in Genova Mus. Civ. Stor. Natur. Synonymized by Lelej, 1978: 82.
- etrusca** Invrea, 1950 (*Smicromyrme*, as variety of *ausonia*): Mem. Soc. entom. Ital. 29: 26, ♂, type locality: "Toscana, Legri" (Italy), holotype in Milano Mus. Civ. – Distribution: Europe: I.
- esterina** Pagliano, 1983 (*Smicromyrme*, as subspecies of *ausonia*): Boll. Soc. entom. Ital. 115(1-3): 31, ♂, type locality: Sicily (Italy), holotype in Torino Mus. Reg. Sci. Natur. – Distribution: Europe: I (Sicily).
- inerma** (Schwartz, 1984) (*Astomyrme*): l'Entomol. 40(1): 23, ♂, type locality: "Villicroze" (South France), holotype in Schwartz's coll. – Distribution: Europe: F (south).
- massageta** Lelej, 1985 (*Smicromyrme*): Osy-nemki fauny SSSR: 221, ♂, ♀, type locality: Barsa-Kelmes II. (Kazakhstan), holotype ♂ in St. Petersburg Zool. Inst. – Distribution: Asia: KZ.
- minuta** Lelej, 1985 (*Smicromyrme*): Osy-nemki fauny SSSR: 222, ♂, type locality: Turkmenistan, holotype in St. Petersburg Zool. Inst. – Distribution: Asia: KZ, KY, UZ.
- morawitzi** Lelej, 1979 (*Smicromyrme*): Trudy vsesoyuzn. entom. obshtsh. 61: 169, ♂, ♀, type locality: Timur (south Kazakhstan), holotype in St. Petersburg Zool. Inst. – Distribution: Asia: KZ (south), UZ, TU, TJ.
- nikoskajae** Lelej, 1985 (*Smicromyrme*): Osy-nemki fauny SSSR: 220, ♂, type locality: "Khodzha-obi-garm" (Tajikistan), holotype in St. Petersburg Zool. Inst. – Distribution: Asia: KY, TJ.
- opistomelas** Invrea, 1950 (*Smicromyrme*, as variety of *subcomata*): Mem. Soc. entom. Ital. 29: 26, ♂, type locality: "Cirenaica, Bu Fachra (Libya), holotype in Genova Mus. Civ. Stor. Natur. – Distribution: Europe: I (Sardinia), E, North Africa: Morocco, Libya.
- suberrata** Invrea, 1957 (*Smicromyrme*): Mem. Soc. entom. Ital. 36: 199, ♂, type locality: "Ghedahia" (Libya), holotype in Genova Mus. Civ. Stor. Natur. – Distribution: Europe: E, F (south), I (south), M; North Africa: Egypt, Libya, Algeria, Morocco.
- succedanea** Ovchinnikov, 2002 (*Smicromyrme*): Entomol. Invest. 22: 86, ♂, ♀, type locality: "Chon-Aryk, Kyrgyzskii Range" (Kyrgyzstan), holotype ♂ in St. Petersburg Zool. Inst. – Distribution: Asia: KY.

Subgenus Eremotilla Lelej, 1985

- Eremotilla** (as subgenus of *Smicromyrme* Thomson, 1870) Lelej, 1985: *Osy-nemki fauny SSSR*: 223. Type species: *Smicromyrme tekensis* Skorikov, 1935 (original designation).
- betpakdalensis** Lelej, 1971 (*Smicromyrme*): *Entom. obozr.* 50(3): 677, ♀, type locality: Bural-Baytal (Kazakhstan), holotype in St. Petersburg Zool. Inst. – Distribution: Asia: KZ.
- constans** Ovchinnikov, 2002 (*Smicromyrme*): *Entomol. Invest.* 22: 92, ♂, ♀, type locality: "70 km N Bishkek" (Kyrgyzstan), holotype ♂ in St. Petersburg Zool. Inst. – Distribution: Asia: KY.
- coracina** Lelej, 1985 (*Smicromyrme*): *Osy-nemki fauny SSSR*: 226, ♂, type locality: Turgayskaya oblast (Kazakhstan), holotype in St. Petersburg Zool. Inst. – Distribution: Russia: South Ural, WS (Altai); Asia: KZ, KY, Mongolia (west).
- gussakovskii** Lelej, 1985 (*Smicromyrme*): *Osy-nemki fauny SSSR*: 229, ♀, type locality: Altyn-Kul (Uzbekistan), holotype in St. Petersburg Zool. Inst. – Distribution: Asia: UZ, TJ.
- inconstans** (Radoszkowski, 1885) (*Mutilla*): *Horae Soc. Ent. Ross.* 19(1/2): 20, fig. 17, ♂, type locality: between Syrdarja and Tashkent (Kazakhstan), lectotype in Moscow Zool. Mus. (designated by Lelej, 1976: 276). – Distribution: Asia: KZ, UZ, TU.
- lehri** Lelej, 1985 (*Smicromyrme*): *Osy-nemki fauny SSSR*: 228, ♀, type locality: Kurgan-Tyube (Tajikistan), holotype in St. Petersburg Zool. Inst. – Distribution: Asia: KZ, TU, UZ, TJ.
- margiana** Lelej, 1985 (*Smicromyrme*): *Osy-nemki fauny SSSR*: 227, ♂, type locality: Tashkepri (Turkmenistan), holotype in St. Petersburg Zool. Inst. – Distribution: Asia: TU.
- mesasiatica** Lelej, 1985 (*Smicromyrme*): *Osy-nemki fauny SSSR*: 225, ♂, type locality: 35 km SSW Kerki (Turkmenistan), holotype in St. Petersburg Zool. Inst. – Distribution: Asia: UZ, TU.
- nigriceps** Nonveiller, 1959 (*Smicromyrme*, as variety of *orientalis*): *Zastita bilja* 54: 115, ♀, type locality: "Thessalonique" (Greece), holotype in Nonveiller's coll., Zemun. – Distribution: Europe: U (Crimea), GR, YU, Macedonia; Russia: SET; Asia: GE, ARM, AZ, TU (Kopet-Dag), Iran (north).
- orientalis* Nonveiller, 1959 (*Smicromyrme*, nom. praeocc., non Mickel, 1933): *Zastita bilja* 54: 105, ♀, type locality: "Levadia" (Greece), holotype in Nonveiller's coll., Zemun.
- maculata* Nonveiller, 1959 (*Smicromyrme*, as variety of *orientalis*; nom. praeocc., non Hoffer, 1938): *Zastita bilja* 54: 115, ♀, type locality: "Stylis" (Greece), holotype in Nonveiller's coll., Zemun. **New Synonymy.**

- afasciata* Nonveiller, 1972 (*Smicromyrme*, as forma of *orientalis*): Acta entom. Jugosl. 7(2): 8, ♀. Invalid according to article 15.2 of ICZN.
- pseudoorientalis* Nonveiller, 1979 (*Smicromyrme*): Arh. biol. Nauka, 28(1/2): 103. New name for *Smicromyrme orientalis* Nonveiller, 1959. Synonymized by Lelej, 1985: 231.
- nonveilleri** Invrea, 1954 (*Smicromyrme*): Mem. Soc. entom. Ital. 32: 154, ♀, type locality: "Montenegro" (Yugoslavia), syntypes in Genova Mus. Civ. Stor. Natur. and Nonveiller's coll., Zemun. – Distribution: Europe: R, Croatia, GR.
- novaki** Invrea, 1954 (*Smicromyrme*): Mem. Soc. entom. Ital. 32: 154, figs 1a, 2a, ♀, type locality: Dalmatia, Spalato (Croatia), holotype in Nonveiller's coll., Zemun. – Distribution: Europe: Croatia, R.
- dalmatina* Invrea, 1954 (*Smicromyrme*, as variety of *curtiventris*): Mem. Soc. entom. Ital. 32: 156, figs 1c, 2c, ♀, type locality: Dalmatia, Spalato (Croatia), holotype in Nonveiller's coll., Zemun. Synonymized by Petersen, 1988: 159.
- perisii** (Sichel et Radoszkowski, 1870) (*Mutilla*) Horae Soc. Ent. Ross. 6(4): 261, ♀, type locality: Corsica (France), holotype in Mus. Nat. d'Hist. Natur. Paris. – Distribution: Europe: F (Corsica), I (Sardinia).
- rufocapitata** Skorikov, 1935 (*Smicromyrme*): Tr. Tadh. basy AN SSSR 5: 313, ♀, type locality: Turkestan (Kazakhstan), holotype in St. Petersburg Zool. Inst. – Distribution: Asia: KZ.
- schwarzi** Suárez, 1975 (*Smicromyrme*): Arch. Inst. Aclimat. 20: 165, fig. 3, 7, 10, ♂, type locality: "Antakya" (Turkey), holotype in Suárez's coll. Almeria. – Distribution: Europe: U (south); Asia: GE, AZ, TR.
- tadzhikistanica** Lelej, 1985 (*Smicromyrme*): Osy-nemki fauny SSSR: 226, ♂, type locality: 5 km N Dushanbe (Tajikistan), holotype in St. Petersburg Zool. Inst. – Distribution: Asia: TJ.
- tekensis** Skorikov, 1935 (*Smicromyrme*): Tr. Tadh. basy AN SSSR 5: 317, ♀, type locality: Dzhulek (Kazakhstan), lectotype in St. Petersburg Zool. Inst. (designated by Lelej, 1976: 273). – Distribution: Asia: KZ, KY, UZ, TU, TJ, China: NW (Xinjiang), Mongolia.
- nigrocapitata* Skorikov, 1935 (*Smicromyrme*, as variety of *curtiventris*): Tr. Tadh. basy AN SSSR 5: 317, ♀, type locality: Belyaevka (Kyrgyzstan), lectotype in St. Petersburg Zool. Inst. (designated by Lelej, 1985: 223). Synonymized by Lelej, 1985: 223.
- triangularis** (Radoszkowski, 1865) (*Mutilla*): Bull. Soc. Imper. Natur. Moscou 38(2): 448, tab. 7, fig. 16, ♀, type locality: "Saratov, Kasan, Spask" (Russia), syntypes probably in Krakow Inst. Syst. Exper. Zool. – Distribution: Europe: U; Russia: CET (Kasan), South Ural, SET.
- verhoeffi** Suárez, 1959 (*Smicromyrme*): Eos 35(3): 296, ♂, type locality: "Dieulefit" (France), holotype in Suárez's coll. Almeria. – Distribution: Europe: F (south).

- vladani** Nonveiller, 1972 (*Smicromyrme*): Acta entom. Jugosl. 7(2): 8, ♀, type locality: Crete, Iraklion (Greece), holotype in Nonveiller's coll., Zemun. – Distribution: Europe: GR (Crete).
- infuscata* Nonveiller, 1972 (*Smicromyrme*, as forma of *vladani*): Acta entom. Jugosl. 7(2): 11, ♀, type locality: Crete, Iraklion (Greece), holotype in Nonveiller's coll., Zemun. Invalid according to article 15.2 of ICZN.
- deminuta* Nonveiller, 1972 (*Smicromyrme*, as forma of *vladani*): Acta entom. Jugosl. 7(2): 11, ♀, type locality: Crete, Iraklion (Greece), holotype in Nonveiller's coll., Zemun. Invalid according to article 15.2 of ICZN.

Subgenus *Erimyrme* Lelej, 1985

- Erimyrme** (as subgenus of *Smicromyrme* Thomson, 1870) Lelej, 1985: Osy-nemki fauny SSSR: 236. Type species: *Smicromyrme septentrionalis* Hoffer, 1936 (= *Mutilla sicana* De Stefani, 1887) (original designation).
- azerbaidzhanica** Lelej, 1985 (*Smicromyrme*): Osy-nemki fauny SSSR: 238, ♂, type locality: Talysh river, 12 km S Lenkoran (Azerbaijan), holotype in St. Petersburg Zool. Inst. – Distribution: Asia: AZ, TU (south-west).
- bidenticulata** Chen, 1957 (*Smicromyrme*): Quart. J. Taiwan Mus. 10(3-4): 199, fig. 51, ♂, type locality: "Shantung, Tsinan" (China, Shandong), holotype in Heude Mus. Shanghai. – Distribution: Russia: FE (Primorskii krai); Asia: Mongolia (east), China: NO (Neimenggu, Shandong), CE (Jiangsu).
- hasanensis* Lelej, 1977 (*Smicromyrme*): Nasekomye Dalnego Vostoka: 91, ♀, ♂, type locality: 7 km E Khasan (Russia: Primorskii krai), holotype ♀ in St. Petersburg Zool. Inst. Synonymized by Lelej, 1985: 239.
- monopunctata* Lelej, 1977 (*Smicromyrme*, as forma of *hasanensis*): Nasekomye Dalnego Vostoka: 94, ♀, type locality: Russia: Primorskii krai. Invalid according to article 15.2 of ICZN.
- apunctata* Lelej, 1977 (*Smicromyrme*, as forma of *hasanensis*): Nasekomye Dalnego Vostoka: 94, ♀, type locality: Russia: Primorskii krai. Invalid according to article 15.2 of ICZN.
- borceai** Nagy, 1968 (*Smicromyrme*): Lucr. ses. stiint.: 220, ♀, type locality: "Agigea " (Romania), holotype in Nagy's coll. – Distribution: Europe: R.
- kurzenkoi** Lelej, 1985 (*Smicromyrme*): Osy-nemki fauny SSSR: 238, ♂, type locality: Ili river (Kazakhstan), holotype in St. Petersburg Zool. Inst. – Distribution: Asia: KZ (south-east), KY.

- pulawskii** Suárez, 1975 (*Smicromyrme*): Arch. Inst. Aclimat. 20: 159, figs 2, 6, 9, ♂, type locality: "Aitos" (Bulgaria), holotype in Suárez's coll., Almeria. – Distribution: Europe: BG, GR (Rhodes); Asia TR.
- ambigua* Invrea, 1954 (*Smicromyrme*, as variety of *rufipes*, nom. praeocc., non Skorikov, 1935): Mem. Soc. entom. Ital. 32: 152, ♂, type locality: Dalmatia, Spalato (Croatia) holotype in Nonveiller's coll., Zemun. Synonymized by Petersen, 1988: 194.
- sicana** (De Stefani, 1887) (*Mutilla*, as variety of *ephippium*): Natural. Sicil. 6: 62, ♂, type locality: Sicily (Italy), lectotype in Mus. Nat. d'Hist. Natur., Paris. (designated by Petersen. 1988: 194). – Distribution: Europe: F, I, YU, Croatia, AL, GR, H, A, U, CZ, SL, R, TR; Russia: SET, South Ural, WS (Altai); Asia: TR, Syria.
- septentrionalis* Hoffer, 1936 (*Smicromyrme*, as subspecies of *pusilla*): Casopis Cs. Spol. Ent. 33: 162, fig. 7, ♀, type locality: Slovakia, Parkan", syntypes in Praha Narodni Muz. and Wien Mus. Synonymized by Petersen, 1988: 194.
- gregory* Hoffer, 1936 (*Smicromyrme*, as forma of *pusilla septentrionalis*): Casopis Cs. Spol. Ent. 33: 163, ♀, type locality: Moravia, Slovakia, syntypes in Praha Narodni Muz. Invalid according to article 45.5 of ICZN. Synonymized by Petersen, 1988: 194.
- lutescens* Invrea, 1954 (*Smicromyrme*, as variety of *rufipes*): Mem. Soc. entom. Ital. 32: 153, ♂, type locality: Dalmatia, Inconronata II. (Croatia), holotype in Nonveiller's coll., Zemun. Synonymized by Petersen, 1988: 194.
- stepposa** Lelej, 1984 (*Smicromyrme*): Taxonomy and Zoogeography: 81, ♂, type locality: Crimea, Sevastopol (Ukraine), holotype in St. Petersburg Zool. Inst. – Distribution: Europe: U (Crimea); Russia: SET; Asia: KZ (west).

Subgenus *Rhombotilla* Nagy, 1966

- Rhombotilla** (as subgenus of *Smicromyrme* Thomson, 1870) Nagy, 1966: Reichenbachia 6(13): 113. Type species: *Smicromyrme (Rhombotilla) riparia* Nagy, 1966 (original designation).
- riparia** Nagy, 1966 (*Smicromyrme*): Reichenbachia 6(13): 115, ♀, type locality: "Agigea near Konstanza" (Romania), holotype in Nagy's coll. – Distribution: Europe: R.

Subgenus *Smicromyrme* Thomson, 1870

- cephalotes** Lelej, 1985 (*Smicromyrme*): Osy-nemki fauny SSSR: 235, ♀, type locality: Tajikistan, holotype in St. Petersburg Zool. Inst. – Distribution: Asia: TJ.

- iliensis** Lelej, 1985 (*Smicromyrme*): Osy-nemki fauny SSSR: 235, ♀, type locality: environs of Alma-Ata (Kazakhstan), holotype in St. Petersburg Zool. Inst. – Distribution: Asia: KZ (south-east), KY.
- lampedusia** Invrea, 1957 (*Smicromyrme*): Boll. Soc. entom. Ital. 87(1-2): 16, ♀, type locality: Lampedusa Il. (Italy), holotype in Genova Mus. Civ. Stor. Natur. – Distribution: Europe: I (Lampedusa).
- lewisi** Mickel, 1935 (*Smicromyrme*): Trans. R. Entom. Soc. London 83: 288, ♀. New name for *Mutilla japonica* Cameron, 1900. – Distribution: Russia: ES (Irkutskaya oblast, Transbaicalia), FE (Amurskaya oblast, Khabarovskii krai, Primorskii krai, Sakhalin, Kunashir Il.); Asia: Mongolia, China (Neimenggu, Hebei, Shandong, Jiangsu, Anhui, Jiangxi, Fujian), Korea, Japan (from Hokkaido to Tanegashima).
- japonica* (Cameron, 1900) (*Mutilla*, nom. praeocc., non Dalla Torre, 1897): Mem. Proc. Manch. lit. phil. Soc. 44: 76, ♀, type locality: "Hakodate", (Japan, Hokkaido), holotype in London Brit. Mus. Nat. Hist.
- cameroni* (Yano, 1932) (*Mutilla*, nom. praeocc., non Schulz, 1906): Iconographia insectorum Japonicorum: 326, ♂, ♀, type locality: "Honshu, Kyushu", (Japan), syntypes unknown. Synonymized by Mickel, 1935: 289.
- yanoi* Mickel, 1935 (*Smicromyrme*, as subspecies of *lewisi*): Trans. R. Entom. Soc. London 83: 289, ♀, ♂. New name for *Mutilla cameroni* Yano, 1932. Synonymized by Lelej, 1985: 233.
- nigricula* Mickel, 1935 (*Smicromyrme*, as subspecies of *lewisi*): Trans. R. Entom. Soc. London 83: 289, ♂, type locality: Jozankei (Japan, Hokkaido), holotype in Univ. Minnesota, St. Paul. Synonymized by Lelej, 1985: 233.
- momidziyama* Tsuneki, 1972 (*Smicromyrme*): Etizenia 61: 17, ♀, type locality: Sapporo (Japan, Hokkaido), holotype in Mus. Nat. Human Activity, Hyogo. **New Synonymy.**
- nikolajevi** Lelej, 1985 (*Smicromyrme*): Osy-nemki fauny SSSR: 235, ♀, type locality: 4 km S Alma-Ata (Kazakhstan), holotype in St. Petersburg Zool. Inst. – Distribution: Asia: KZ, KY, Mongolia (west).
- ruficollis** (Fabricius, 1793) (*Mutilla*): Entomologia systematica 2: 371, ♂, type locality: "In Italia" (Italy), lectotype in Copenhagen Univ. Zool. Mus. (designated by Petersen, 1988: 188). – Distribution: Europe: U, I, F (Corsica), A, Croatia, BH, YU, Macedonia, GR, BG, E, F, M; Russia: WS (Altai); Asia: KZ, TR.
- ruficollis ruficollis** (Fabricius, 1793). – Distribution: Europe: U, I, A, Croatia, BH, YU, Macedonia, GR, BG, E, F, M; Russia: WS (Altai); Asia: KZ, TR.
- kiritshenkoae* Skorikov, 1935 (*Smicromyrme*): Tr. Tadzh. basy AN SSSR 5: 315, ♀, type locality: Crimea (Ukraine), holotype in St. Petersburg Zool. Inst. Synonymized by Lelej, 1978: 82.

ruficollis ceresae Invrea, 1952 (*Smicromyrme*): Atti Soc. Ital. Sci. Natur. 91: 227, ♀, type locality: "Sardinia" (Italy), holotype in Genova Mus. Civ. Stor. Natur. – Distribution: Europe: I (Sardinia), F (Corsica).

berlandi Invrea, 1953 (*Smicromyrme*, as variety of *rufipes*): Boll. Soc. entom. Ital. 83: 16, ♂, type locality: "Corsica" (France), holotype in Mus. Nat. d'Hist. Natur. Paris. Synonymized by Petersen, 1988: 189.

rufipes (Fabricius, 1787) (*Mutilla*): Mantissa Insectorum 1: 312, ♀, type locality: "Halae Saxonum" (Germany), syntypes probably lost. – Distribution: Europe: E (north), F, I (north, ? Sicily), Slovenia, Croatia, BH, YU, CH, A, D, H, CZ, SL, U, BE, S, SF; Russia: NET, CET, SET, South Ural, WS (Altai), ES (Yakutsk); Asia: KZ.

nigra (Rossi, 1792) (*Mutilla*): Mantissa Insectorum 1: 148, ♂, type locality: Toscana, dint. di Pisa (Italy), syntypes unknown. Synonymized by Sichel and Radoszkowski, 1870: 200.

ephippium (Rossi, 1792) (*Mutilla*): Mantissa Insectorum 1: 148, ♂, type locality: "in campis sabulosis Pisanis" (Italy), syntypes unknown. Synonymized by Morawitz, 1865: 132.

sellata (Panzer, 1797) (*Mutilla*): Faune Insectorum Germanicae oder Deutschlands insecten 46: 19, ♀, type locality: "Germania" (Germany), syntypes unknown. Synonymized by André, 1903: 453.

nigrita (Panzer, 1801) (*Mutilla*): Faune Insectorum Germanicae oder Deutschlands insecten 80: 22, ♂, type locality: "Germania" (Germany), syntype in Copenhagen Copenhagen Univ. Zool. Mus. Synonymized by Sichel and Radoszkowski, 1870: 202.

petiolaris (Fabricius, 1804) (*Mutilla*): Systema piezatorum: 437, ♀, type locality: "Habitat in Germania" (Germany), lectotype in Copenhagen Univ. Zool. Mus. (designated by Petersen, 1988: 186). Synonymized by Petersen, 1988: 190.

gibba (Baer, 1848) (*Mutilla*): Bull. Soc. Imp. Natur. Moscou 21(1): 231, tab. 2, fig. 5, ♀, type locality: "Habitat circum Romen" (Ukraine), syntypes probably lost. Synonymized by Morawitz, 1865: 133.

nemoralis (Baer, 1848) (*Mutilla*): Bull. Soc. Imp. Natur. Moscou 21(1): 231, tab. 2, fig. 6, ♀, type locality: "Oka river near Kashira" (Russia: CET), syntypes probably lost. Synonymized by Lelej, 1985: 232.

platiensis (De Stefani, 1897) (*Mutilla*, as variety of *rufipes*): Natural. Sicil. 2(4): 81, ♂, type locality: "Piazza Armerina" (Sicily, Italy), syntypes unknown. – Distribution: Europe: I (Sicily).

fulvogastra (André, 1901) (*Mutilla*, as variety of *rufipes*): Spec. Hymen. d'Eur. et d'Alg. 8: 277, ♀, type locality: "Autriche, Moravie" (Austria, Czechia), syntypes in Mus. d'Hist. Natur. Paris. Synonymized by Petersen, 1988: 190.

- dusmeti** (Mercet, 1905) (*Mutilla*, as variety of *rufipes*): Boln. R. Soc. Esp. Hist. Nat. 5: 494, ♂, type locality: "Albarracin" (Spain), syntypes in Madrid Inst. Español Ent. – Distribution: Europe: E.
- nigricollaris** Skorikov, 1935 (*Smicromyrme*, as variety of *rufipes*): Tr. Tadh. basy AN SSSR 5: 318, ♀, type locality: "Kuryazh" (Ukraine), lectotype in St. Petersburg Zool. Inst. (designated by Lelej, 1985: 232). Synonymized by Lelej, 1985: 232.
- zavadili** Hoffer, 1938 (*Smicromyrme*, as forma of *rufipes*): Sb. ent. Odd. nar. Mus. Praze 16: 188, ♂, type locality: "Somotor" (Slovakia), holotype probably in Praha Narodni Muz. **New Synonymy.**
- lidmilae** Hoffer, 1938 (*Smicromyrme*, as forma of *rufipes*): Sb. ent. Odd. nar. Mus. Praze 16: 188, ♂, type locality: "Somotor" (Slovakia), holotype probably in Praha Narodni Muz. **New Synonymy.**
- kuehlhorni** Invrea, 1963 (*Smicromyrme*): Boll. Soc. entom. Ital. 93(1-2): 31, fig. 1, ♀, type locality: "Munich" (South Germany), lectotype in Munchen Zool. Samml. (designated by Petersen, 1988: 191). Synonymized by Petersen, 1988: 190.
- globosa** Franz, 1982 (*Smicromyrme*): Denkschr. ost. Akad. Wiss. 124: 369, ♀. Nomen nudum. Synonymized by Petersen, 1988: 190.
- serta** (Radoszkowski, 1885) (*Mutilla*): Horae Soc. Ent. Ross. 19(1/2): 46, ♀, type locality: "Orenburg" (Russia: South Ural), holotype in Zool. Mus. Berlin. – Distribution: Russia: South Ural.
- strandii** (Zavattari, 1913) (*Mutilla*): Arch. Naturgesch. 79A(3): 36, ♂, type locality: Taiwan (China), lectotype in Berlin Zool. Mus. (designated by Mickel, 1933: 416). – Distribution: Asia: China: NO (Shanxi), CE (Jiangxi, Zhejiang), SE (Fujian, Guangdong, Taiwan).
- tristis** Lelej, 1984 (*Smicromyrme*): Taxonomy and Zoogeography: 82, ♂, type locality: Central Kazakhstan, holotype in St. Petersburg Zool. Inst. – Distribution: Europe: U; Russia: South Ural; Asia: KZ.
- viktorovi** Lelej, 1984 (*Smicromyrme*): Taxonomy and Zoogeography: 83, ♂, type locality: Volgogradskaya oblast (Russia: SET), holotype in St. Petersburg Zool. Inst. – Distribution: Russia: SET; Asia: AZ, GE.

Smicromyrme incertae sedis

- agusii** (Costa, 1884) (*Mutilla*): Atti Accad. Sci. Fis. Mat. Napoli (2)1(9): 55, ♂, type locality: Sardinia (Italy), syntypes in Mus. Zool. Univ. Napoli. – Distribution: Europe: I (Sardinia), F (Corsica).
- balianii** Invrea, 1932 (*Smicromyrme*): Boll. Soc. entom. Ital. 64: 144, ♂, type locality: Liguria (Italy), syntypes in Genova Mus. Civ. Stor. Natur. – Distribution: Europe: I; North Africa: ? Morocco.
- beaumonti** Invrea, 1953 (*Smicromyrme*): Bull. Soc. Sci. Natur. Maroc. 32: 283, ♂, type locality: "Safi a Mogador" (Morocco), syntypes in Genova Mus. Civ. Stor. Natur. – Distribution: North Africa: Morocco.

- bengasiana** Invrea, 1932 (*Smicromyrme*): Mem. Soc. entom. Ital. 11: 75, ♂, type locality: "Bengasi" (Libya), syntypes in Genova Mus. Civ. Stor. Natur. – Distribution: North Africa: Libya.
- berberica** (André, 1902) (*Mutilla*): Spec. Hymen. d'Eur. et d'Alg. 8: 357, ♂, type locality: "Oued Deurdeur" (Algeria), syntypes in Paris. – Distribution: North Africa: Algeria, Morocco.
- melanosoma** Suárez, 1958 (*Smicromyrme*, as variety of *berberica*): Mem. Soc. entom. Ital. 37: 115, ♂, type locality: "Uixan" (Morocco), holotype in Suárez's coll., Almeria. – Distribution: North Africa: Morocco.
- bletoni** Giner, 1959 (*Smicromyrme*): Eos 35(4): 397, fig. 2, ♀, type locality: "Ifrane" (Morocco), holotype in Madrid Inst. Español Ent. – Distribution: North Africa: Morocco.
- bytinskii** Invrea, 1965 (*Smicromyrme*): Mem. Soc. entom. Ital. 44: 84, ♀, type locality: "Khan Chardur" (Palestine), holotype in Bytinski Salz's coll. (Univ. Tel Aviv). – Distribution: Asia: Palestine.
- rufula* Invrea, 1965 (*Smicromyrme*, as forma of *bytinskii*): Mem. Soc. ent. Ital. 44: 85, ♀, type locality: Palestine, syntypes in Bytinski Salz's coll. (Univ. Tel Aviv). Invalid according to article 15.2 of ICZN.
- ceballosi** Suárez, 1959 (*Smicromyrme*): Eos 35(1): 101, ♀, type locality: "Sierra de Guadarrama" (Spain), holotype in Madrid Inst. Español Ent. – Distribution: Europe: E.
- chinensis** (Smith, 1855) (*Mutilla*): Cat. Hymen. 3: 38, ♀, type locality: "North China", holotype in London Brit. Mus. Nat. Hist. – Distribution: Asia: China: CE (Jiangsu, Anhui).
- castrensis** Invrea, 1954 (*Smicromyrme*, as variety of *crassicornis*): Mem. Soc. entom. Ital. 32: 157, ♂, type locality: Dalmatia, Castel Sucrae (Croatia), holotype in Nonveiller's coll., Zemun. – Distribution: Europe: Croatia, R.
- crassicornis* (Maidl, 1922) (*Mutilla*, nom. praeocc., non Smith, 1879): Ann. Naturhist. Mus. Wien 35: 41, ♂, type locality: "Dalmatia, Salona" (Croatia), holotype in Wien Naturhist. Mus. **New Synonymy.**
- cristinae** Lo Cascio, 2000 (*Smicromyrme*): Fragm. entomol. 32(2): 305, ♀, type locality: Cyclades (Greece), holotype in Mus. Stor. Nat. Univ. Florence. – Distribution: Europe: GR.
- damascena** Invrea, 1962 (*Smicromyrme*): Boll. Soc. entom. Ital. 92(9-10): 134, ♂, type locality: "Han Mesra" (Syria), holotype in Genova Mus. Civ. Stor. Natur. – Distribution: Asia: Syria.
- defixa** Invrea, 1953 (*Smicromyrme*): Bull. Soc. Sci. Natur. Maroc. 32: 287, ♂, type locality: "Amismiz" (Morocco), holotype in Genova Mus. Civ. Stor. Natur. – Distribution: North Africa: Morocco.

- ellipsifera** (Gribodo, 1884) (*Mutilla*): Ann. Mus. Civ. St. Nat. Genova 20: 390, ♀, type locality: "Massaua" (Eritrea), syntypes in Genova Mus. Civ. Stor. Natur. – Distribution: Africa: Egypt, Eritrea.
- arsinoensis* (André, 1896) (*Mutilla*): Mem. Soc. Zool. France 9: 275, ♀, type locality: Suez (Egypt), holotype in Mus. Nat. d'Hist. Natur. Paris. Synonymized by Bischoff, 1921: 574.
- elonica** Invrea, 1965 (*Smicromyrme*): Mem. Soc. entom. Ital. 44: 89, ♀, type locality: "Elon" (Palestine), holotype in Bytinski Salz's coll. (Univ. Tel Aviv). – Distribution: Asia: Palestine.
- eltihnica** Invrea, 1960 (*Smicromyrme*): Mem. Soc. entom. Ital. 38: 213, ♀, type locality: "Wadi El Tih" (Egypt), syntypes in Genova Mus. Civ. Stor. Natur. – Distribution: North Africa: Egypt.
- ferdinandi** Invrea, 1953 (*Smicromyrme*): Bull. Soc. Sci. Natur. Maroc. 32: 291, ♂, type locality: "Fes" (Morocco), holotype in Genova Mus. Civ. Stor. Natur. – Distribution: Europe: E; North Africa: Morocco.
- ferrugineiceps** (André, 1902) (*Mutilla*, as variety of *pusilla*): Spec. Hymen. d'Eur. et d'Alg. 8: 308, ♀, type locality: "Jerico" (Palestine), syntypes in Paris. – Distribution: Asia: Palestine.
- ferrugineipes** (André, 1910) (*Mutilla*, as variety of *subcomata*): Mem. Soc. ent. d'Egypt 1(2): 65, ♀, type locality: Egypt, syntypes in Mus. d'Hist. Natur. Paris. – Distribution: Asia: Palestine; North Africa: Egypt, Libya.
- gebatana** Invrea, 1953 (*Smicromyrme*): Boll. Soc. entom. Ital. 83: 13, ♂, type locality: "Palestine, Gebata", syntypes in Genova Mus. Civ. Stor. Natur. – Distribution: Asia: Palestine.
- giarabubensis** Invrea, 1932 (*Smicromyrme*): Mem. Soc. entom. Ital. 11: 73, ♀, type locality: "Oasi di Giarabub" (Libya), holotype in Genova Mus. Civ. Stor. Natur. – Distribution: North Africa: Libya.
- gineri** Invrea, 1953 (*Smicromyrme*): Bull. Soc. Sci. Natur. Maroc. 32: 278, ♀, type locality: "Tiznit" (Morocco), syntypes in Genova Mus. Civ. Stor. Natur. – Distribution: North Africa: Morocco.
- gridellii** Invrea, 1960 (*Smicromyrme*): Mem. Soc. entom. Ital. 38: 211, ♀, type locality: "Kirdassah" (Egypt), holotype in Genova Mus. Civ. Stor. Natur. – Distribution: North Africa: Egypt.
- hierosolymitana** Invrea, 1953 (*Smicromyrme*): Boll. Soc. entom. Ital. 83: 12, ♀, type locality: "Palestine, Gerusalemme", holotype in Genova Mus. Civ. Stor. Natur. – Distribution: Asia: Palestine.
- implicata** Invrea, 1953 (*Smicromyrme*): Bull. Soc. Sci. Natur. Maroc. 32: 288, ♂, type locality: "Marrakech" (Morocco), syntypes in Genova Mus. Civ. Stor. Natur. – Distribution: North Africa: Morocco.

- ingauna** Invrea, 1958 (*Smicromyrme*): Boll. Soc. entom. Ital. 88(9-10): 145, ♀, type locality: Liguria, Albenga" (Italy), holotype in Genova Mus. Civ. Stor. Natur. – Distribution: Europe: I, R.
- varinella* Invrea, 1960 (*Smicromyrme*): Boll. Soc. entom. Ital. 90: 144, ♂, type locality: Piemonte, Arquata Scrivia (Italy), holotype in Genova Mus. Civ. Stor. Natur. Synonymized by Turrisi, 1999: 145.
- innesi** (André, 1893) (*Mutilla*): Mem. Soc. zool. France 6: 293, ♀, type locality: "Caire" (Egypt), syntypes in Mus. d'Hist. Natur. Paris. – Distribution: North Africa: Egypt.
- kurda** (Skorikov, 1935) (*Smicromyrme*): Tr. Tadjh. basy AN SSSR 5: 315, ♀, type locality: "Environs of Erevan" (Armenia), lectotype in St. Petersburg Zool. Inst. (designated by Lelej and Kabakov, 1980: 194. – Distribution: Asia: GE, ARM, AZ, Iran (north).
- subtunensis* (Skorikov, 1935) (*Smicromyrme*, as subspecies of *kurda*): Tr. Tadjh. basy AN SSSR 5: 315, ♀, type locality: "Eldar near Tiflis" (Georgia), lectotype in St. Petersburg Zool. Inst. (designated by Lelej and Kabakov, 1980: 194). Synonymized by Lelej and Kabakov, 1980: 194.
- persa* (Skorikov, 1935) (*Smicromyrme*): Tr. Tadjh. basy AN SSSR 5: 316, ♀, type locality: "Azni" (Armenia), lectotype in St. Petersburg Zool. Inst. (designated by Lelej and Kabakov, 1980: 194). Synonymized by Lelej and Kabakov, 1980: 194.
- longistigma** Invrea, 1960 (*Smicromyrme*): Mem. Soc. entom. Ital. 38: 208, ♂, type locality: "Wadi Hoff" (Egypt), holotype in Genova Mus. Civ. Stor. Natur. – Distribution: North Africa: Egypt.
- lucens** Invrea, 1963 (*Smicromyrme*): Mem. Soc. entom. Ital. 42: 22, ♂, type locality: "Meadi" (Egypt), syntypes in Genova Mus. Civ. Stor. Natur. – Distribution: North Africa: Egypt.
- lybica** Invrea, 1932 (*Smicromyrme*): Mem. Soc. entom. Ital. 11: 72, ♂, type locality: "Sidi Mesri" (Libya), holotype in Genova Mus. Civ. Stor. Natur. – Distribution: North Africa: Egypt, Libya, Morocco, Western Sahara.
- libyca* Invrea, 1953 (*Smicromyrme*): Bull. Soc. Sci. Natur. Maroc. 32: 281, ♂. Junior synonym according to article 33.2.3 of ICZN. **New Synonymy.**
- femorialis** Invrea, 1953 (*Smicromyrme*, as variety of *libyca*): Bull. Soc. Sci. Natur. Maroc. 32: 282, ♂, type locality: Marrakech (Morocco), syntypes in Genova Mus. Civ. Stor. Natur. – Distribution: North Africa: Morocco.
- obscurata** Invrea, 1953 (*Smicromyrme*, as variety of *libyca*): Bull. Soc. Sci. Natur. Maroc. 32: 282, ♂, type locality: Goulimine (Morocco), holotype in Genova Mus. Civ. Stor. Natur. – Distribution: North Africa: Morocco.

- complecta** Invrea, 1960 (*Smicromyrme*, as forma of *libyca*): Mem. Soc. entom. Ital. 38: 207, ♂, type locality: Egypt, syntypes in Genova Mus. Civ. Stor. Natur. – Distribution: North Africa: Egypt.
- fusca** Invrea, 1932 (*Smicromyrme*, as variety of *lybica*): Mem. Soc. entom. Ital. 11: 73, ♂, type locality: "Giarabub" (Libya), holotype in Genova Mus. Civ. Stor. Natur. – Distribution: North Africa: Libya.
- invreai** Giner, 1945 (*Smicromyrme*, as variety of *lybica*): Eos 21: 255, ♂, type locality: "Genei Ali" (Western Sahara), holotype in Madrid Inst. Español Ent. – Distribution: North Africa: Western Sahara.
- mareotica** Invrea, 1951 (*Smicromyrme*): Boll. Soc. entom. Ital. 81: 34, ♀, type locality: "Ikingi Mariout" (Egypt), holotype in Genova Mus. Civ. Stor. Natur. – Distribution: North Africa: Egypt, Libya.
- mateui** Suárez, 1953 (*Smicromyrme*): Boll. Soc. entom. Ital. 83(9-10): 128, ♀, type locality: "Biskra" (Algeria), holotype in Suárez's coll., Almería. – Distribution: North Africa: Morocco.
- matritensis** (Mercet, 1905) (*Mutilla*): Boln. R. Soc. Esp. Hist. Nat. 5: 493, ♂, type locality: "Madrid" (Spain), syntypes in Madrid Inst. Español Ent. – Distribution: Europe: E.
- matruhana** Invrea, 1960 (*Smicromyrme*): Mem. Soc. entom. Ital. 38: 207, ♂, type locality: Egypt, syntypes in Genova Mus. Civ. Stor. Natur. – Distribution: North Africa: Egypt.
- mauromoustakisi** Invrea, 1940 (*Smicromyrme*): Boll. Soc. entom. Ital. 72: 120, ♀, type locality: "Limassol" (Cyprus), holotype in Genova Mus. Civ. Stor. Natur. – Distribution: Asia: Palestine, CY.
- melanolepis** (Costa, 1884) (*Mutilla*, as variety of *hispanica*): Atti Accad. Sci. Fis. Mat. Napoli (2)1(9): 54, ♂, type locality: Sardinia (Italy), syntypes in Mus. Zool. Univ. Napoli. – Distribution: Europe: I (Sardinia, Sicily), F (Corsica).
- merceti** (André, 1904) (*Mutilla*): Ann. Soc. entom. France 72: 419, ♂, type locality: "l'Escorial" (Spain), holotype in Mus. d'Hist. Natur. Paris. – Distribution: Europe: E.
- metanotalis** (André, 1902) (*Mutilla*, as variety of *partita*): Spec. Hymen. d'Eur. et d'Alg. 8: 360, ♂, type locality: Spain, lectotype in Paris Mus. Nat. d'Hist. natur. (designated by Suárez, 1959: 294). – Distribution: Europe: E, P.
- metanotalis metanotalis** (André, 1902). – Distribution: Europe: E.
- metanotalis andradei** Suárez, 1954 (*Smicromyrme*): Mem. Est. Mus. Zool. Univ. Coimbra 222: 2, ♂, type locality: "de Rezende" (Portugal), holotype in Suárez's coll., Almería. – Distribution: Europe: P.
- notomelanica** Suárez, 1954 (*Smicromyrme*, as variety of *andradei*): Mem. Est. Mus. Zool. Univ. Coimbra 222: 6, ♂, type locality: "de Rezende" (Portugal), holotype in Andrade's coll., Lisbon. – Distribution: Europe: P.

- mochii** Invrea, 1962 (*Smicromyrme*): Boll. Soc. entom. Ital. 92(9-10): 133, ♀, type locality: "Mezze" (Syria), syntypes in Genova Mus. Civ. Stor. Natur. – Distribution: Asia: Syria.
- naefi** Invrea, 1953 (*Smicromyrme*): Bull. Soc. Sci. Natur. Maroc. 32: 290, ♂, type locality: "Amismiz, Marrakech" (Morocco), syntypes in Genova Mus. Civ. Stor. Natur. – Distribution: North Africa: Morocco.
- negrei** Suárez, 1965 (*Smicromyrme*): Eos 40(3-4): 577, fig. 3, ♀, type locality: "Mazuza" (Morocco), holotype in Suárez's coll., Almeria. – Distribution: Europe: E, P; North Africa: Morocco.
- nuptura** (Mercet, 1905) (*Mutilla*): Boln. R. Soc. esp. Hist. Nat. 5: 492, ♂, type locality: "Escorial" (Spain), syntypes in Madrid Inst. Español Ent. – Distribution: Europe: E.
- bofilli** (Mercet, 1905) (*Mutilla*, as variety of *nuptura*): Boln. R. Soc. esp. Hist. Nat. 5: 492, ♂, type locality: "La Garriga" (Spain), syntypes in Madrid Inst. Español Ent. – Distribution: Europe: E.
- pardoi** Suárez, 1953 (*Smicromyrme*): Boll. Soc. entom. Ital. 83(9-10): 126, ♀, type locality: "Kandussi, Melilla" (Morocco), holotype in Suárez's coll., Almeria. – Distribution: North Africa: Morocco.
- partita** (Klug, 1835) (*Mutilla*): Reise d. Tirol 2: 91, ♀, type locality: "Andalousie, Puertoreal" (Spain), syntypes in Zool. Mus. Berlin. – Distribution: Europe: E, P, F (south), I, M, GR, YU; North Africa: Tunisia, Algeria, Morocco.
- unimaculata* (Lucas, 1849) (*Mutilla*): Explor. sci. de l'Alg. 3: 294, tab. 16, fig. 3, ♀, type locality: Algeria, syntypes in Mus. Nat. d'Hist. Natur. Paris. Synonymized by Sichel and Radoszkowski, 1870: 235.
- hispanica* (Sichel et Radoszkowski, 1870) (*Mutilla*): Horae Soc. Ent. Ross. 6(3/4): 295, tab. 11, fig. 4, ♂, type locality: Spain, syntypes in Krakov Inst. Syst. Exper. Zool. Synonymized by André, 1898: 11.
- partita fasciaticollis** (Spinola, 1843) (*Mutilla*): Anns Soc. entom. Fr. 2(1): 131, ♂, type locality: Andalusia (Spain), syntypes in Mus. Zool. Univ. Torino. – Distribution: Europe: E, I (Sicily), M.
- cinereifrons* (Costa, 1864) (*Mutilla*): Ann. Mus. zool. Univ. Napoli 2: 131, ♀, type locality: Sicily (Italy), syntypes in Mus. Zool. Univ. Napoli. Synonymized by André, 1903: 451.
- intermedia* (De Stefani, 1887) (*Mutilla*, nom. praeocc., non Saussure, 1867): Natural. Sicil. 7: 24, ♂, type locality: Sicily (Italy), syntypes unknown. Synonymized by Invrea, 1957: 193.
- intermedia* (Costa, 1888) (*Mutilla*, nom. praeocc., non Saussure, 1867): Rc. Accad. Sci. fis. mat., Napoli 2(2): 104, ♂, type locality: Sardinia (Italy), syntypes in Mus. Zool. Univ. Napoli. Synonymized by André, 1903: 452.
- destefanii* (Dalla Torre, 1897) (*Mutilla*): Cat. Hymen. 8: 31. New name for *Mutilla intermedia* De Stefani, 1887. Synonymized by Invrea, 1964: 231.

costae (Dalla Torre, 1897) (*Mutilla*): Cat. Hymen. 8: 28. New name for *Mutilla intermedia* Costa, 1888. Synonymized by André, 1903: 452.

partita obscurithorax (André, 1902) (*Mutilla*, as variety of *partita*): Spec. Hymen. d'Eur. et d'Alg. 8: 307, 360, ♀, ♂, type locality: Algeria, Syria, Morocco, syntypes in Mus. d'Hist. Natur. Paris. – Distribution: Europe: E; Asia: Syria; North Africa: Algeria, Tunisia, Morocco.

propodealis Suárez, 1959 (*Smicromyrme*, as forma of *partita*): Eos 35(3): 292, ♂, type locality: "Cercedilla" (Spain), holotype in Suárez's coll., Almeria. – Distribution: Europe: E, P.

plantouriana Schwartz, 1986 (*Smicromyrme*): Nouv. Revue Ent. (N.S.) 3(1): 122, ♀, type locality: "Plan de la Tour" (South France), holotype in Schwartz's coll. – Distribution: Europe: F (south).

pluripicta Invrea, 1965 (*Smicromyrme*): Mem. Soc. entom. Ital. 44: 85, ♂, type locality: "Nebi Musa, Kallia" (Palestine), holotype in Bytinski Salz's coll. (Univ. Tel Aviv). – Distribution: Asia: Palestine.

pouzdranensis Hoffer, 1936 (*Smicromyrme*): Casopis Cs. Spol. Ent. 33: 157, ♀, type locality: "steppe bei Pouzdrany" (Czechia), syntypes probably in Praha Narodni Muz. – Distribution: Europe: CZ.

priesneri Invrea, 1960 (*Smicromyrme*): Mem. Soc. entom. Ital. 38: 209, ♀, type locality: "Wadi Hoff" (Egypt), holotype in Genova Mus. Civ. Stor. Natur. – Distribution: North Africa: Egypt.

pyramidarum (André, 1910) (*Mutilla*, as variety of *rufipes*): Mem. Soc. ent. d'Egypt 1(2): 67, ♂, type locality: Egypt, syntypes in Mus. d'Hist. Natur. Paris. – Distribution: Asia: Palestine; North Africa: Egypt.

rectagonum Invrea, 1953 (*Smicromyrme*): Bull. Soc. Sci. Natur. Maroc. 32: 279, ♀, type locality: "Timhadit" (Morocco), holotype in Genova Mus. Civ. Stor. Natur. – Distribution: North Africa: Morocco.

dunalis Invrea, 1953 (*Smicromyrme*, as variety of *rectagonum*): Bull. Soc. Sci. Natur. Maroc. 32: 280, ♀, type locality: "Adagir" (Morocco), holotype in Genova Mus. Civ. Stor. Natur. – Distribution: North Africa: Morocco.

rubidula Invrea, 1953 (*Smicromyrme*): Bull. Soc. Sci. Natur. Maroc. 32: 282, ♂, type locality: "Tiznit" (Morocco), syntypes in Genova Mus. Civ. Stor. Natur. – Distribution: North Africa: Morocco.

rufithorax Giner, 1959 (*Smicromyrme*, as variety of *balianii*): Eos 35(4): 396, ♂, type locality: "Ifrane" (Morocco), holotype in Madrid Inst. Español Ent. – Distribution: North Africa: Morocco.

[**rufula** (André, 1901) (*Mutilla*, as variety of *rufipes*): Spec. Hymen. d'Eur. et d'Alg. 8: 277, ♀, type locality: "Arabia", holotype in Wien]. [Not Palaearctic].

- schemeana** Invrea, 1953 (*Smicromyrme*): Boll. Soc. entom. Ital. 83: 15, ♂, type locality: "Palestine, Ben Schemea", holotype in Genova Mus. Civ. Stor. Natur. – Distribution: Asia: Palestine.
- signata** (Klug, 1829) (*Mutilla*): Symb. phys. Dec. 1: tab. 4, fig. 7, ♀, type locality: "Abyssinien, Fajum" (Ethiopia, Egypt), syntypes in Zool. Mus. Berlin. – Distribution: Africa: Egypt, Eritrea, Ethiopia, Sudan, Chad.
- subtilis** Invrea, 1953 (*Smicromyrme*): Bull. Soc. Sci. Natur. Maroc. 32: 280, ♀, type locality: "Tiznit" (Morocco), holotype in Genova Mus. Civ. Stor. Natur. – Distribution: North Africa: Morocco.
- sulcisia** Invrea, 1955 (*Smicromyrme*): Atti Soc. Ital. Sci. Natur. 94(3-4): 246, ♂, type locality: Sardinia (Italy), holotype in Genova Mus. Civ. Stor. Natur. – Distribution: Europe: I (Sardinia).
- terricola** Nagy, 1972 (*Smicromyrme*): Biol. Gallo-Hellenica 4(1): 29, fig. 3, ♀, type locality: "Nea Peramos" (Greece), holotype in Nagy's coll. – Distribution: Europe: GR.
- tetragona** Invrea, 1960 (*Smicromyrme*): Mem. Soc. entom. Ital. 38: 212, ♀, type locality: "Wadi Digla" (Egypt), holotype in Genova Mus. Civ. Stor. Natur. – Distribution: North Africa: Egypt.
- trinotata** (Costa, 1858) (*Mutilla*): Fauna regno Napoli: 22, tab. 22, fig. 5, ♀, type locality: "Adiacenze di Napoli" (Italy), syntypes in Mus. Zool. Univ. Napoli. – Distribution: Europe: I; North Africa: ?Morocco.
- tumidula** Nagy, 1972 (*Smicromyrme*): Biol. Gallo-Hellenica 4(1): 27, fig. 1, ♀, type locality: "Parnals" (Greece), holotype in Nagy's coll. – Distribution: Europe: GR.
- turanica** (Morawitz, 1893) (*Mutilla*): Horae Soc. Ent. Ross. 27(3/4): 392, ♀ non ♂, type locality: "Nuratau" (Uzbekistan), lectotype ♀ in St. Petersburg Zool. Inst. (designated by Lelej and Kabakov, 1980: 194). – Distribution: Europe: GR (Crete); Asia: Syria, TR, ARM, AZ, UZ, TJ, Afghanistan.
- arameana* (André, 1902) (*Mutilla*): Spec. Hymen. d'Eur. et d'Alg. 8: 336, ♂, type locality: "Syria", holotype in Mus. d'Hist. Natur. Paris. Synonymized by Lelej and Kabakov, 1980: 194.
- atrithorax* (André, 1902) (*Mutilla*, as variety of *arameana*): Spec. Hymen. d'Eur. et d'Alg. 8: 336, ♂, type locality: "Helenendorf (=Hanlar)" (Azerbaijan), holotype in Naturhist. Mus. Wien. Synonymized by Lelej, 1985: 245.
- zavattarii** Invrea, 1932 (*Smicromyrme*): Boll. Soc. entom. Ital. 64: 97, ♀, type locality: "Auenat" (Libya), holotype in Genova Mus. Civ. Stor. Natur. – Distribution: North Africa: Libya.

Tribe Peterseniini Lelej, 1996

Peterseniina (as subtribe) Lelej, 1996: Far East. entomol. 30: 6.

38. Genus *Artiotilla* Invrea, 1950

Artiotilla Invrea, 1950: Mem. Soc. entom. Ital. 29: 22. Type species: *Mutilla biguttata* Costa, 1858 (original designation).

Glossomyrme Suárez, 1979: Nouv. Rev. Entom. 9(1): 72. Type species: *Glossomyrme afghanica* Suárez, 1979 (original designation). Synonymized by Lelej and Kabakov, 1980: 191.

afghanica (Suárez, 1979) (*Glossomyrme*): Nouv. Rev. Entom. 9(1): 74, ♂, type locality: "Darunta" (Afghanistan), holotype in Mus. Brno. – Distribution: Asia: Afghanistan.

ariana Lelej, 1980 (*Artiotilla*): Entom. Obozr. 59(1): 191, ♀, type locality: Farah province (Afghanistan), holotype in St. Petersburg Zool. Inst. – Distribution: Asia: Afghanistan.

biguttata (Costa, 1858) (*Mutilla*): Fauna regno Napoli: 23, tab. 23, fig. 3, ♀, type locality: "Calabria, Sicilia" (Italy), syntypes in Mus. Zool. Univ. Napoli. – Distribution: Europe: I, Croatia, YU, Macedonia, AL; Asia: AZ, TU, Iran, TR, CY, Palestine.

dalmatica (André, 1893) (*Mutilla*): Mem. Soc. Zool. France 6 : 292, ♀, type locality: Dalmatia (Croatia), syntypes in Mus. Nat. d'Hist. Natur. Paris. Synonymized by Zavattari, 1910: 7.

mervensis (Radoszkowski, 1893) (*Mutilla*): Horae Soc. Ent. Ross. 27(1/2): 73, ♂, type locality: "Merv" (=Mary) (Turkmenistan), holotype in Krakow Inst. Syst. Exper. Zool. Synonymized by Lelej, 1985: 178.

fertoni (Invrea, 1953) (*Smicromyrme*): Boll. Soc. ent. Ital. 83: 11, ♂, type locality: "Roma" (Italy), holotype in Genova Mus. Civ. Stor. Natur. Synonymized by Lelej and Kabakov, 1980: 191.

palestinensis Invrea, 1965 (*Artiotilla*, as forma of *biguttata*): Mem. Soc. entom. Ital. 44: 83, ♀, type locality: "Gerusalemme" (Palestine), holotype in Bytinski Salz's coll. (Univ. Tel Aviv). Invalid according to article 15.2 of ICZN.

39. Genus *Orientidia* Lelej, 1996

Orientidia Lelej, 1996: Far East. entomol. 30: 10. Type species: *Mutilla proserpina* Smith, 1858 (original designation). [Not Palaearctic].

obscurilamina (Chen, 1957) (*Smicromyrme*): Quart. J. Taiwan Mus. 10(3-4): 195, ♀, type locality: Jiangsu (China), holotype in Heude Mus. Shanghai. – Distribution: Asia: China (Shanghai, Jiangsu, Fujian).

40. Genus *Taiwanomyrme* Tsuneki, 1993

Taiwanomyrme (as subgenus of *Smicromyrme* Thomson, 1870) Tsuneki, 1993: SPJHA 41: 44. Type species: *Smicromyrme taiwana* Tsuneki, 1993 (original designation). [Not Palearctic].

friekae (Zavattari, 1913) (*Mutilla*): Arch. Naturgesch. 79A(3): 35, ♂, type locality: Taiwan (China), lectotype in Berlin Zool. Mus. (designated by Mickel, 1933: 410). – Distribution: Asia: China: CE (Jiangsu, Anhui, Zhejiang), SE (Fujian, Taiwan).

Tribe Trogaspidiini Bischoff, 1920

Trogaspidiini Bischoff, 1920: Arch. Naturgesch. 86A(1-3): 23.

Timullini Krombein, 1972: Ann. mus. r. Afr. cent. 199: 1. Synonymized by Lelej, 1985: 175.

41. Genus *Eotrogaspidia* Lelej, 1996

Eotrogaspidia Lelej, 1996: Far East. entomol. 30: 21. Type species: *Mutilla auroguttata* Smith, 1855 (original designation).

auroguttata (Smith, 1855) (*Mutilla*): Cat. Hymen. 3: 52, ♀, type locality: "Brasil", actually Hong Kong (China), holotype in London Brit. Mus. Nat. Hist. – Distribution: Asia: China: SW (Sichuan), CE (Jiangsu, Zhejiang, Hunan), SE (Fujian, Guangdong, Hainan, Taiwan, Hong Kong), Thailand (north).

42. Genus *Glossotilla* Bischoff, 1920

Glossotilla Bischoff, 1920: Arch. Naturgesch. 86A(1-3): 454. Type species: *Mutilla suavis* Gerstaecker, 1873 (original designation). [Not Palearctic].

tricoloriformis Bischoff, 1920: (*Glossotilla*): Arch. Naturgesch. 86A(1-3): 469, ♀, type locality: "Senegal", holotype in Wien Naturhist. Mus. – Distribution: Africa: Egypt, Senegal.

43. Genus *Lobotilla* Bischoff, 1920

Lobotilla Bischoff, 1920: Arch. Naturgesch. 86A(1-3): 27 (key), 334 (description). Type species: *Mutilla leucopyga* Klug, 1829 (original designation).

leucopyga (Klug, 1829) (*Mutilla*): Symb. phys. Dec. 1: tab. 4, fig. 10, ♀, type locality: "Aegypto" (Egypt), lectotype in Berlin Zool. Mus. (designated by Nonveiller, 1999: 269). – Distribution: Africa: Egypt, Eritrea, from Sudan to Senegal.

- nitidiventris* (Klug, 1829) (*Mutilla*): Symb. phys. Dec. 1: tab. 4, fig. 14, ♂, type locality: "Egypt", lectotype in Berlin Zool. Mus. (designated by Nonveiller, 1999: 269). Synonymized by Bischoff, 1921: 336.
- opaca* (Lepeletier, 1845) (*Mutilla*): Hist. nat. ins. Hymen. 3: 625, ♂, type locality: "Midi de l'Europe" syntypes in Torino Mus. Reg. Sci. Natur. Synonymized by Invrea, 1964: 147.

44. Genus *Neotrogaspidia* Lelej, 1996

Neotrogaspidia Lelej, 1996: Far East. entomol. 30: 20. Type species: *Mutilla pustulata* Smith, 1873 (original designation).

- hammeri** (Suárez, 1959) (*Trogaspidia*): Eos 35(3): 289, ♂, type locality: "Chipre, Cherkes" (Cyprus), holotype in Suárez's coll. Almeria. – Distribution: Asia: ARM, AZ, TU (south-west), CY, Palestine.
- pustulata** (Smith, 1873) (*Mutilla*): Trans. entom. Soc. London: 182, ♂, type locality: Hiogo (Japan, Honshu), holotype lost. – Distribution: Asia: Japan (Honshu, Kyushu, Tsushima, Yaku-shima, Tanegashima, Amami-oshima, Bonin Is.), Korea, China (Sichuan, Jiangsu, Anhui, Zhejiang, Jiangxi, Hunan, Fujian, Guangdong, Taiwan).
- insidiator* (Smith, 1873) (*Mutilla*): Trans. entom. Soc. London: 182, ♀, type locality: Hiogo (Japan, Honshu), holotype in London Brit. Mus. Nat. Hist. Synonymized by Chen, 1957: 164.
- insidiator* (Smith, 1874) (*Mutilla*): Trans. entom. Soc. London: 408, ♀, type locality: Hiogo (Japan, Honshu), holotype in London Brit. Mus. Nat. Hist. Synonymized by Mickel, 1935: 255.
- petulans* (Smith, 1874) (*Mutilla*): Trans. entom. Soc. London: 408, ♂, type locality: Hiogo (Japan, Honshu), holotype in London Brit. Mus. Nat. Hist. Synonymized by Mickel, 1935: 248.
- japonica* (Dalla Torre, 1897) (*Mutilla*): Cat. Hymen. 8: 48. New name for *Mutilla insidiator* Smith, 1874. Synonymized by Mickel, 1935: 255.
- elpinice* (Mickel, 1933) (*Timulla*): Ann. Entom. Soc. Amer. 26: 395, ♂, type locality: Taiwan, holotype in Berlin Zool. Mus. Synonymized by Chen, 1957: 165.
- aestivalis* (Hammer, 1949) (*Trogaspidia*): Ark. Zool. 42A(8): 8, ♂, type locality: Jiangsu (China), holotype in Naturhist. Mus. Stockholm. Synonymized by Chen, 1957: 165.

45. Genus *Radoszkowskius* Ashmead, 1903

Radoszkowskius Ashmead, 1903: Can. Entom. 35: 328. Type species: *Mutilla simplicifascia* Sichel et Radoszkowski, 1870, ♀ non ♂ (original designation). [Not Palaearctic].

- conversus** (Chen, 1957) (*Trogaspidia*): Quart. J. Taiwan Mus. 10(3-4): 165, ♂, type locality: Shanghai (China), holotype in Heude Mus. Shanghai. – Distribution: Asia: China (Shanghai, Anhui, Fujian, Taiwan).

oculata (Fabricius, 1804) (*Mutilla*): Systema piezatorum: 432, ♀, type locality: "China", holotype in Copenhagen Univ. Zool. Mus. – Distribution: Asia: China (Beijing, Jiangsu, Zhejiang, Hunan, Fujian, Taiwan, Guangdong, Yunnan, Hainan, Hong Kong), Vietnam, Laos, Thailand, Myanmar, Cambodia, Malaysia (Malay Peninsula).

46. Genus *Trogaspidia* Ashmead, 1899

Trogaspidia Ashmead, 1899: J. N. Y. Entom. Soc. 7: 58. Type species: *Mutilla medon* Smith, 1855 (original designation). [Not Palaearctic].

arciformis Chen, 1957 (*Trogaspidia*): Quart. J. Taiwan Mus. 10(3-4): 173, ♀, type locality: Anhui (China), holotype in Heude Mus. Shanghai. – Distribution: Asia: China (Anhui, Fujian).

[**castellana** (Mercet, 1903) (*Mutilla*): Boln. R. Soc. esp. Hist. Nat. 3: 173, ♀, type locality: "Madrid", actually Luzon, Philippines]. [Not Palaearctic].

catanensis (Rossi, 1794) (*Mutilla*): Mantissa Insectorum 2: 126, tab. 3, fig. B, ♀, type locality: "Catania" (Italy), syntypes unknown. – Distribution: Europe: U (Crimea), H, R, Croatia, YU, Macedonia, I; Russia: SET; Asia: ARM, KZ (west); North Africa: Algeria.

ballioni (Radoszkowski, 1866) (*Mutilla*): Bull. Soc. Imper. Natur. Moscou 39: 300, tab. 9, fig. 1, ♂, type locality: Crimea (Ukraine), syntypes in Krakow Inst. Syst. Exper. Zool. Synonymized by Lelej, 1985: 176.

paripunctata (Sichel et Radoszkowski, 1870) (*Mutilla*): Horae Soc. Ent. Ross. 6(3/4): 222, ♀, type locality: "Crimee, Sarepta" (Ukraine, Russia), syntypes in Krakow Inst. Syst. Exper. Zool. Synonymized by André, 1899: 12.

ehrenbergi Bischoff, 1920 (*Trogaspidia*): Arch. Naturgesch. 86A(1-3): 388, ♀, type locality: "Egypt", holotype in Zool. Mus. Berlin. – Distribution: North Africa: Egypt.

fedtschenkoi (Radoszkowski, 1877) (*Mutilla*): Voyage au Turkestan d'Alexis Fedtschenko, 2(5): 39, tab. 3, fig. 8, ♂, type locality: Syr-Darja (Kazakhstan), lectotype in Zool. Mus. Moscow Univ. (designated by Lelej, 1985: 177). – Distribution: Asia: AZ, KZ (south), KY, UZ, TU, TJ.

transcaspica (Radoszkowski, 1888) (*Mutilla*): Horae Soc. Ent. Ross. 22(3/4): 346, ♂, type locality: Ashkhabad (Turkmenistan), syntypes in Krakow Inst. Syst. Exper. Zool. Synonymized by André, 1899: 12.

binio (Radoszkowski, 1888) (*Mutilla*): Horae Soc. Ent. Ross. 22(3/4): 346, ♀, type locality: Ashkhabad (Turkmenistan), syntypes in Krakow Inst. Syst. Exper. Zool. Synonymized by André, 1899: 13.

bisignata (Morawitz, 1890) (*Mutilla*, nom. praeocc. non Blake, 1871): Horae Soc. Ent. Ross. 24(3/4): 634, ♀, type locality: Tshikishlyar (south-western Turkmenistan), lectotype in St. Petersburg Zool. Inst. (designated by Lelej, 1985: 177). Synonymized by Skorikov, 1935: 311.

- rittneri* (Dalla Torre, 1897) (*Mutilla*): Cat. Hymen. 8: 78. New name for *Mutilla bisignata* Morawitz, 1890. Synonymized by Skorikov, 1935: 311.
- immaculata* (Skorikov, 1935) (*Smicromyrme*): Tr. Tadjh. basy AN SSSR 5: 320, ♀, type locality: Tshikishlyar (south-western Turkmenistan), holotype in St. Petersburg Zool. Inst. Synonymized by Lelej, 1985: 177.
- floralis** (Klug, 1829) (*Mutilla*): Symb. phys. Dec. 1: tab. 5, fig. 12, ♂, type locality: "Fajum" (Egypt), syntypes in Zool. Mus. Berlin. – Distribution: Asia: Arabia, Yemen; Africa: Algeria, Libya, Egypt, Sudan, Senegal, Mali, Nigeria, Cameroon, Chad, Eritrea, Ethiopia, Somali.
- interrupta* (Olivier, 1811) (*Mutilla*, nom. praeocc., non Latreille, 1792): Encyclopedie methodique 8: 62, ♀, type locality: "se trouve en Arabie", syntypes in Mus. Nat. d'Hist. Natur. Paris.
- divisa* (Smith, 1855) (*Mutilla*): Cat. Hymen. 3: 11. New name for *Mutilla interrupta* Olivier, 1811. Synonymized by Nonveiller and Petersen, 1995: 184.
- aureiventris* (Walker, 1871) (*Mutilla*): List of Hymenoptera: 11, ♂, type locality: "Egypt", syntypes unknown. Synonymized by André, 1910: 51.
- klugiana** (André, 1902) (*Mutilla*, as variety of *catanensis*): Spec. Hymen. d'Eur. et d'Alg. 8: 311, ♂, type locality: "Egypt", syntypes in Mus. d'Hist. Natur. Paris. – Distribution: Asia: Yemen; Africa: Egypt, Eritrea, Ethiopia.
- moslemita** Bischoff, 1920 (*Trogaspidia*, as forma of *divisa*): Arch. Naturgesch. 86A(1-3): 449, ♂, type locality: "Arabia", holotype in Wien Naturhist. Mus. – Distribution: Asia: Arabia, Yemen; Africa: Egypt, Sudan.
- fuscipennis** (Fabricius, 1804) (*Mutilla*): Systema piezatorum: 436, ♂, type locality: "China", lectotype in Copenhagen Univ. Zool. Mus. (designated by Mickel, 1933: 306). – Distribution: Asia: China: NO (Hebei), CE (Jiangsu, Anhui, Zhejiang), SE (Fujian, Guangdong).
- hoffmanni** (Mickel, 1933) (*Timulla*): Lingnan Sci. J. 12: 312, ♂, type locality: Hainan (China), holotype in Univ. Minnesota St. Paul. – Distribution: Asia: China: CE (Jiangsu), SE (Fujian, Hainan).
- israeliana** Invrea, 1965 (*Trogaspidia*): Mem. Soc. entom. Ital. 44: 82, ♀, type locality: "Wadi Aruz" (Jordan), holotype in Bytinski Salz's coll. (Univ. Tel Aviv). – Distribution: Asia: Jordan.
- kolthoffi** Hammer, 1949 (*Trogaspidia*): Ark. Zool. 42A(8): 6, ♀, type locality: Jiangsu (China), holotype in Naturhist. Mus. Stockholm. – Distribution: Asia: China: CE (Jiangsu).
- lingnani** (Mickel, 1933) (*Timulla*): Lingnan Sci. J. 12: 310, ♂, type locality: Hainan (China), holotype in Univ. Minnesota St. Paul. – Distribution: Asia: China (Jiangsu, Anhui, Zhejiang, Fujian, Hainan).

- maritima** Chen, 1957 (*Trogaspidia*): Quart. J. Taiwan Mus. 10(3-4): 177, ♀, type locality: Zhejiang (China), holotype in Heude Mus. Shanghai. – Distribution: Asia: China: CE (Jiangsu, Anhui, Zhejiang).
- mesopotamica** (Bischoff, 1914) (*Mutilla*): Entom. Rdsch. 31: 13, ♀, type locality: "Mesopotamien, Tell Halaf, felsige Steppen am Kebbes" (Iraq), holotype in Zool. Mus. Berlin. – Distribution: Asia: Iraq.
- niveomaculata** (André, 1898) (*Mutilla*): Ann. Soc. Ent. France 67: 15, ♀, type locality: "Gibuti" (Djibouti), syntypes in Mus. d'Hist. Natur. Paris. – Distribution: Asia: Palestine; Africa: Djibouti, Sudan.
- nodoa** (Mickel, 1933) (*Timulla*): Lingnan Sci. J. 12: 288, ♀, ♂, type locality: Hainan (China), holotype ♀ in Univ. Minnesota St. Paul. – Distribution: Asia: China: NO (Anhui), SE (Fujian, Guangdong, Hainan).
- pavesii** (Magretti, 1884) (*Mutilla*): Ann. Mus. Civ. Stor. Nat. Genova 21: 554, ♂, type locality: "Kor Saua", East Africa, holotype in Genova Mus. Civ. Stor. Natur. – Distribution: Africa: Egypt, Ethiopia.
- priesneri** Invrea, 1963 (*Trogaspidia*): Mem. Soc. entom. Ital. 42: 18, ♂, type locality: "Gebel Elba" (Egypt), holotype in Genova Mus. Civ. Stor. Natur. – Distribution: North Africa: Egypt.
- retinula** Chen, 1957 (*Trogaspidia*): Quart. J. Taiwan Mus. 10(3-4): 174, ♀, type locality: Taiwan (China), holotype in Taipei Agric. Res. Inst. – Distribution: Asia: China: CE (Jiangsu), SE (Fujian, Taiwan).
- rhea** (Mickel, 1933) (*Timulla*): Ann. Entom. Soc. Amer. 26: 406, ♂, type locality: Taiwan (China), holotype in Berlin Zool. Mus. – Distribution: Asia: China: CE (Anhui, Jiangsu, Zhejiang), SE (Fujian, Guangdong, Hainan).
- rhea rhea** (Mickel, 1933). – Distribution: Asia: China (Jiangsu, Fujian, Hainan).
- rhea gaea** Chen, 1957 (*Trogaspidia*): Quart. J. Taiwan Mus. 10(3-4): 168, ♀, ♂, type locality: Fujian (China), holotype in Maa's coll. – Distribution: Asia: China (Anhui, Zhejiang, Fujian, Guangdong).
- rubripes** (André, 1901) (*Mutilla*, as variety of *catanensis*): Spec. Hymen. d'Eur. et d'Alg. 8: 287, ♀, type locality: Syria, Palestine, syntypes in Mus. d'Hist. Natur. Paris. – Distribution: Asia: Syria, Palestine.
- tricolor** (Klug, 1829) (*Mutilla*): Symb. phys. Dec. 1: tab. 4, fig. 15, ♀, type locality: "Arabische Wust" (Egypt), syntypes in Zool. Mus. Berlin. – Distribution: Africa: Egypt, Eritrea, Ethiopia.
- unguiculata** (Magretti, 1884) (*Mutilla*): Ann. Mus. Civ. Stor. Nat. Genova 21: 549, ♀, type locality: "Suakin", East Africa, holotype in Genova Mus. Civ. Stor. Natur. – Distribution: Asia: ? Palestine; Africa: Eastern Africa.

VII. Subfamily SPHAEROPHTHALMINAE Schuster, 1949(1903)

Sphaerophthalminae Schuster, 1949: Entom. Amer. (n.s.) 29: 82.

Sphaerophthalmini (as tribe) Ashmead, 1903: Can. Entom. 35: 304. Synonymized by Brothers, 1975: 623.

Cystomutillinae Invrea, 1964: Mutillidae-Myrmosidae: 94. Synonymized by Lelej, 1985: 112.

Tribe Sphaerophthalmini Schuster, 1949(1903)

47. Genus *Cystomutilla* André, 1896

Cystomutilla (as subgenus of *Mutilla* Linnaeus, 1758) André, 1896: Mem. Soc. Zool. France 9: 263. Type species: *Mutilla ruficeps* Smith, 1855 (original designation).

ruficeps (Smith, 1855) (*Mutilla*): Cat. Hymen. 3: 15. New name for *Mutilla erythrocephala* Lucas, 1849. – Distribution: Europe: GB, F, CH, A, I, SL, H, R, Croatia, AL, E, U; Russia: SET; North Africa: Algeria.

erythrocephala (Lucas, 1849) (*Mutilla*, nom. praeocc. non Latreille, 1792): Explor. sci. de l'Alg. 3: 298, ♀, type locality: "Philippeville" (Algeria), syntypes probably in Mus. Nat. d'Hist. Natur. Paris.

parvula (Kriechbaumer, 1896) (*Mutilla*): Ent. Nachrichten 22(3): 47. New name for *Mutilla erythrocephala* Lucas, 1849. Synonymized by André, 1903: 460.

teranishii Mickel, 1935 (*Cystomutilla*): Trans. R. Entom. Soc. London 83: 196, ♀, type locality: "Japan, Jozankei, Hokkaido", holotype in Univ. Minnesota St. Paul. – Distribution: Asia: Korea, Japan (Hokkaido, Honshu).

[Genus *Dasymutilla* Ashmead, 1899]

Dasymutilla Ashmead, 1899: J. N. Y. Entom. Soc. 7: 57. Type species: *Mutilla (Sphaerophthalma) gorgon* Blake, 1871 (original designation). [Not Palearctic].

[**nigripes** Fabricius, 1787 (*Mutilla*): Mantissa insectorum 1: 313, ♀, type locality: "Habitat in Oriente", actually North America (Mickel, 1936: 43). – Distribution: North America (from Massachusetts to Florida in the east and from Alberta to Arizona in the west).]

VIII. Subfamily DASYLABRINAE Skorikov, 1935

Dasylabrinae Skorikov, 1935: Tr. Tadh. bazy AN SSSR 5: 293.

48. Genus *Dasylabris* Radoszkowski, 1885

Dasylabris Radoszkowski, 1885: Horae Soc. Ent. Ross. 19(1/2): 28. Type species: *Mutilla arenaria* Fabricius, 1787 (= *Mutilla atrata* Linnaeus, 1767) (designated by Ashmead, 1904: 7).

Allomutilla Ashmead, 1899: J. N. Y. Entom. Soc. 7: 57. Type species: *Mutilla melicerta* Smith, 1855 (original designation). [Not Palearctic]. Synonymized by André, 1903: 65.

Subgenus *Baltilla* Lelej, 1976

Baltilla (as subgenus of *Dasylabris* Radoszkowski, 1885) Lelej, 1976: Entom. Obozr. 55(1): 200. Type species: *Mutilla bicolor* Pallas, 1771 (original designation).

adagirica Invrea, 1953 (*Dasylabris*): Bull. Soc. Sci. natur. Maroc 32: 296, ♂, type locality: "Adagir" (Morocco), syntypes in Genova Mus. Civ. Stor. Natur. – Distribution: North Africa: Morocco.

adversa Skorikov, 1935 (*Dasylabris*, as variety of *italica*): Tr. Tadh. bazy AN SSSR 5: 297, ♀. type locality: environs of Kharkov (Ukraine), lectotype in St. Petersburg Zool. Inst. (designated by Lelej, 1976: 270). – Distribution: Europe: U; Russia: SET, ES (Transbaikalia); Asia: Mongolia.

kaszabi Suárez, 1974 (*Dasylabris*): Arch. Inst. Aclimat. 19: 8, fig. 4, ♂, type locality: "Central aimak: Kerulen, Njalga, s. Burgastin, Chosu, 1200 m" (Mongolia), holotype in Budapest Term. tud. Muz. Synonymized by Lelej, 1976: 270.

arabica (Olivier, 1811) (*Mutilla*): Encyclopedie methodique 8: 59, ♂, type locality: "en Arabie" (Middle East), holotype in Mus. Nat. d'Hist. Natur. Paris. – Distribution: Asia: Arabia, Palestine, Iraq; North Africa: Morocco, Algeria, Egypt.

ornata (Klug, 1829) (*Mutilla*): Symb. phys. Dec. 1: tab. 5, fig. 8, ♀, type locality: Egypt, syntypes in Zool. Mus. Berlin. Synonymized by André, 1903: 465.

detrita (André, 1903) (*Mutilla*, as variety of *arabica*): Spec. Hymen. d'Eur. et d'Alg. 8: 415, ♂, type locality: "Oran" (Algeria), syntypes in Mus. Nat. d'Hist. Natur. Paris. – Distribution: North Africa: Algeria, Morocco.

sefrana (André, 1903) (*Mutilla*, as variety of *arabica*): Spec. Hymen. d'Eur. et d'Alg. 8: 415, ♂, type locality: "Ain-Sefra" (Algeria), syntypes in Mus. Nat. d'Hist. Natur. Paris. – Distribution: North Africa: Algeria.

- univittata** (André, 1903) (*Mutilla*, as variety of *arabica*): Spec. Hymen. d'Eur. et d'Alg. 8: 415, ♂, type locality: Algeria, syntypes in Mus. Nat. d'Hist. Natur. Paris. – Distribution: North Africa: Algeria.
- bicolor** (Pallas, 1771) (*Mutilla*): Reisen ... Russischen Reiches 1: 401, ♀, type locality: river Yaik (=Ural) (Kazakhstan), syntypes in Zool. Mus. Berlin. – Distribution: Russia: SET (Daghestan, Astrachanskaya oblast); Asia: KZ, KY, UZ, China: NW (Xinjiang), Mongolia (west).
- albeola* (Pallas, 1773) (*Mutilla*): Reisen ... Russischen Reiches 2: 730, ♂, ♀, type locality: Lecta ad australibus ad Jaicum" (=Ural) (Kazakhstan), syntypes in Zool. Mus. Berlin. Synonymized by Morawitz, 1865: 136.
- caspic*a (Kolenati, 1846) (*Mutilla*): Meletemata entomologica 5: 124, ♀, type locality: "In provinciarum Caspicarum" (Russia: ?Daghestan), syntypes not found. Synonymized by Morawitz, 1865: 136.
- funeraria* (Erichson, 1849) (*Mutilla*): Mem. Acad. Imp. Sci. St. Petersburg, ser. 8, 6: 307, ♀, type locality: "Novo-Aleksandrovsk" (?Kazakhstan), syntypes not found. Synonymized by Morawitz, 1865: 136.
- bergi* Skorikov, 1935 (*Dasylabris*): Tr. Tadjh. basy AN SSSR 5: 294, ♀, type locality: "Dzhina" (north-west China, river Jingho, south of lake Ebi-Nur), holotype in St. Petersburg Zool. Inst. Synonymized by Lelej, 1977: 529.
- crassa** (Klug, 1829) (*Mutilla*): Symb. phys. Dec. 1: tab. 5, fig. 9, ♀, type locality: "ex Aegypto" (Egypt), holotype in Zool. Mus. Berlin. – Distribution: Africa: Egypt, Chad.
- gobicola** Skorikov, 1935 (*Dasylabris*): Tr. Tadjh. basy AN SSSR 5: 294, ♀, type locality: Gobi Altai, western foothills of Iche-Bogdo, Bayan-Chongor aimak (Mongolia), lectotype in St. Petersburg Zool. Inst. (designated by Lelej, 1975: 322). – Distribution: Russia: WS (Altai, Tuva); Asia: KZ (east), Mongolia, China: NW (Xinjiang, Neimenggu).
- funerula* Suárez, 1974 (*Dasylabris*, as subspecies of *kaszabi*): Arch. Inst. Aclimat. 19: 11, ♂, type locality: "Bajan-Olgij aimak, 20 km NNW von der Stadt Olgij, 2100 m" (Mongolia), holotype in Budapest Term. tud. Muz. Synonymized by Lelej, 1977: 528.
- hazara** Lelej, 1980 (*Dasylabris*): Entom. Obozr. 59(1): 190, ♀, type locality: Central Afghanistan, pass Kumak, Khozaredzhat, holotype in St. Petersburg Zool. Inst. – Distribution: Asia: Afghanistan.
- kiritshenkoi** Skorikov, 1935 (*Dasylabris*): Tr. Tadjh. basy AN SSSR 5: 294, ♀, type locality: North Iran, Shahrud, lectotype in St. Petersburg Zool. Inst. (designated by Lelej, 1985: 146). – Distribution: Asia: Iran.
- koenigi** Radoszkowski, 1888 (*Dasylabris*): Horae Soc. Ent. Ross. 22(3/4): 348, ♂, type locality: "Kiltytschynar" (North Iran), syntypes in Krakow Inst. Syst. Exper. Zool. – Distribution: Asia: KZ (south), UZ, TJ, TU, Iran (north).

- caecia* Skorikov, 1935 (*Dasylabris*): Tr. Tadjh. basy AN SSSR 5: 293, ♀, type locality: Termez (Uzbekistan), lectotype in St. Petersburg Zool. Inst. (designated by Lelej, 1976: 201). Synonymized by Lelej, 1985: 145.
- argyroloma* Skorikov, 1935 (*Dasylabris*): Tr. Tadjh. basy AN SSSR 5: 294, ♀, type locality: Farab (Turkmenistan), lectotype in St. Petersburg Zool. Inst. (designated by Lelej, 1976: 201). Synonymized by Lelej, 1985: 145.
- kozlovi** Skorikov, 1935 (*Dasylabris*): Tr. Tadjh. basy AN SSSR 5: 294, ♀, type locality: Central Gobi, Dzhargalante-Bulak (Mongolia), lectotype in St. Petersburg Zool. Inst. (designated by Lelej, 1976: 200). – Distribution: Asia: Mongolia, China: NW (Gansu, Neimenggu).
- mesomelaena** Bischoff, 1921 (*Dasylabris*, as forma of *bicolor*): Arch. Naturgesch. 86A(4, 5): 661, ♂, type locality: "Fasoglu, Aegyptien" (Egypt), holotype in Zool. Mus. Berlin. – Distribution: North Africa: Egypt.
- miranda** Lelej, 1976 (*Dasylabris*): Entom. Obozr. 55(1): 192, ♀, type locality: South-East Kazakhstan, environs of Balkhash city, holotype in St. Petersburg Zool. Inst. – Distribution: Asia: KZ, KY, TU, Afghanistan.
- olivieri** (Sichel et Radoszkowski, 1870) (*Mutilla*): Horae Soc. Ent. Ross. 6(4): 264, tab. 9, fig. 8, ♂. New name for *Mutilla atrata* sensu Olivier, 1811. Type locality: "Egypt", holotype in Mus. Nat. d'Hist. Natur. Paris. – Distribution: Asia: Palestine; North Africa: Tunisia, Algeria, Egypt.
- atrata* sensu Olivier, 1811 (*Mutilla*): Encyclopedie methodique 8: 59, ♂, misidentification.
- pavlovskiy** Skorikov, 1935 (*Dasylabris*): Tr. Tadjh. basy AN SSSR 5: 293, ♀, type locality: Baga-Abzal (Uzbekistan, 15 km N Bukhara), lectotype in St. Petersburg Zool. Inst. (designated by Lelej, 1976: 202). – Distribution: Asia: UZ, TU.
- przewalskii** Lelej, 1976 (*Dasylabris*): Entom. Obozr. 55(1): 190, ♂, type locality: valley of Kunges river (north-west China), holotype in St. Petersburg Zool. Inst. – Distribution: Asia: KZ (south-east), China: NW (Xinjiang).
- tingitana** (André, 1903) (*Mutilla*, as variety of *arabica*): Spec. Hymen. d'Eur. et d'Alg. 8: 416, ♂, type locality: "Tanger" (Morocco), syntypes in Mus. Nat. d'Hist. Natur. Paris. – Distribution: North Africa: Morocco.

Subgenus *Craspedopyda* Lelej, 1976

- Craspedopyda*** (as subgenus of *Dasylabris* Radoszkowski, 1885) Lelej, 1976: Entom. Obozr. 55(1): 195. Type species: *Mutilla desertorum* Radoszkowski, 1865 (original designation).
- Craspedopyda* (as subgenus of *Dasylabris* Radoszkowski, 1885) Skorikov, 1935: Tr. Tadjh. basy AN SSSR 5:300. Non valid according to article 13.3 of ICZN.

- desertorum** (Radoszkowski, 1865) (*Mutilla*): Bull. Soc. Imper. Natur. Moscou 38(2): 452, ♀, type locality: "Songari" (north-west China), syntypes in Krakow Inst. Syst. Exper. Zool. – Distribution: Asia: KZ, KY, UZ, TU, TJ, Afghanistan, Mongolia, China: NW (Xinjiang).
- scissa* (André, 1903) (*Mutilla*): Spec. Hymen. d'Eur. et d'Alg. 8: 407, ♂, type locality: "Turkestan", syntypes in Mus. Nat. d'Hist. Natur. Paris. Synonymized by Lelej, 1976: 196.
- deficiens* Skorikov 1935 (*Dasylabris*, as variety of *desertorum*): Tr. Tadh. basy AN SSSR 5:299, ♀, type locality: Sardym, Gunt river (Tajikistan), lectotype in St. Petersburg Zool. Inst. (designated by Lelej, 1980: 188). Synonymized by Lelej, 1980: 188.
- manderstiernii** (Radoszkowski, 1865) (*Mutilla*): Bull. Soc. Imper. Natur. Moscou 38(2): 460, ♂, type locality: "Transcaucase", holotype in Zool. Mus. Berlin. – Distribution: Europe: U (Crimea), GR; Russia: SET; Asia: GE, ARM, AZ, TU, Iran (north), TR, Lebanon, Syria, CY.
- manderstiernii manderstiernii** (Radoszkowski, 1865). – Distribution: Europe: U (Crimea); Russia: SET; Asia: GE, ARM, AZ, TU, Iran (north), TR, Lebanon, Syria.
- manderstiernii cypria** (Sichel et Radoszkowski, 1870) (*Mutilla*): Horae Soc. Ent. Ross. 6(4): 273, ♂, type locality: Cyprus, lectotype in Mus. Nat. d'Hist. Natur. Paris (designated by Petersen, 1988: 183). – Distribution: Europe: GR; Asia: CY, TR, Syria.
- mauropsis* Skorikov 1935 (*Dasylabris*): Tr. Tadh. basy AN SSSR 5:299, ♀, type locality: Armenia, environs of Erevan, lectotype in St. Petersburg Zool. Inst. (designated by Lelej, 1976: 196). Synonymized by Lelej, 1976: 196.
- canonota* Skorikov 1935 (*Dasylabris*, as variety of *mauropsis*): Tr. Tadh. basy AN SSSR 5:299, ♀, type locality: Derbent, lectotype "Дербент, Дагестан, Беккер, 1872 in St. Petersburg Zool. Inst. (designated here, in order to ensure the name's proper and consistent use). **New Synonymy.**

Subgenus *Dasylabris* Radoszkowski, 1885

- andrei** Mercet, 1903 (*Dasylabris*): Boll. R. Soc. Esp. Hist. Nat. 3: 102, ♀, type locality: "Rio del Oro" (Western Sahara), syntypes in Madrid Inst. Español Ent. and Mus. Zool. Univ. Napoli. – Distribution: North Africa: Western Sahara, Morocco.
- angelae** Suárez, 1959 (*Dasylabris*): Eos 35(1): 107, ♀, ♂, type locality: "Gando, Gran Canaria" (Canary Is.), holotype ♂ in Madrid Inst. Español Ent. – Distribution: North Africa: Canary Is.

- atrata** (Linnaeus, 1767) (*Mutilla*): Systema Nature 1: 966, ♂, type locality: "in Africa", lectotype in London Linnean Society (designated by Day, 1979: 50). – Distribution: Europe: S, P; North Africa: Morocco, Algeria, Libya.
- arenaria* (Fabricius, 1787) (*Mutilla*): Mantissa Insectorum 1: 312, ♀, type locality: Tunisia, lectotype in Copenhagen Univ. Zool. Mus. (designated by Petersen, 1988: 141). Synonymized by Petersen, 1988: 141.
- nilotica* (Klug, 1829) (*Mutilla*): Symb. phys. Dec. 1: tab. 5, fig. 7, ♂, type locality: Egypt pr. Saccaharum, holotype in Zool. Mus. Berlin. Synonymized by Petersen, 1988: 141.
- lepida* (Klug, 1835) (*Mutilla*): Reise d. Tirol 2: 94, ♀, type locality: Andalusia (Spain), syntypes probably lost. Synonymized by Petersen, 1988: 141.
- oraniensis* (Lucas, 1849) (*Mutilla*): Explor. sci. de l'Alg. 3: 287, tab. 15, fig. 10, ♂, type locality: Oran (Algeria), lectotype in Mus. Nat. d'Hist. Natur. Paris (designated by Petersen, 1988: 144). Synonymized by Morawitz, 1865: 136.
- pseudocypria* Invrea, 1940 (*Dasylabris*, as variety of *maura*): Boll. Soc. entom. Ital. 72(8): 122, ♂, type locality: Tunisia, holotype in Genova Mus. Civ. Stor. Natur. Synonymized by Petersen, 1988: 141.
- [*aureomaculata* (Sichel et Radoszkowski, 1870) (*Mutilla*), Horae Soc. Ent. Ross. 6(3-4): 255, ♀, type locality: "Crimea" (Ukraine), actually Africa, holotype in Wien Naturhist. Mus.]. Synonymized with *Dasylabris merope* (Smith, 1855) by Bischoff, 1921: 629.
- bucharensis** Skorikov, 1935 (*Dasylabris*, as variety of *sarafschani*): Tr. Tadjh. basy AN SSSR 5: 299, ♀, type locality: "Buchara, Kara-Kul" (Uzbekistan), lectotype in St. Petersburg Zool. Inst. (designated by Lelej, 1980: 187). – Distribution: Asia: TU, UZ, TJ, Afghanistan.
- algira* Skorikov, 1935 (*Dasylabris*, as variety of *exarenaria*): Tr. Tadjh. basy AN SSSR 5: 296, ♀, type locality: Kshtut (Tajikistan), lectotype "Дол. Зеравшана, Кштут Самарк. обл. (А. Гольбек)" in St. Petersburg Zool. Inst. (designated here, in order to ensure the name's proper and consistent use). **New Synonymy.**
- canariensis** Suárez, 1970 (*Dasylabris*): Graellsia 25: 249, ♂, ♀, type locality: "Catalina Garcia isla de Fuerteventura" (Canary Is.), holotype ♂ in Madrid Inst. Español Ent. – Distribution: North Africa: Canary Is.
- cinerescens** (Olivier, 1811) (*Mutilla*): Encyclopedie methodique 8: 56, ♂, type locality: "en Perse, aux environs de Kermachah" (Iran), holotype in Mus. Nat. d'Hist. Natur. Paris. – Distribution: Asia: Iran.
- crenata** (Radoszkowski, 1865) (*Mutilla*): Bull. Soc. Imper. Natur. Moscou 38(2): 462, ♂, type locality: "Songaria" (north-west China), syntypes in Krakow Inst. Syst. Exper. Zool. – Distribution: Asia: KZ (south), KY, UZ, TJ, China: NW (Xinjiang).

- egregia** (Klug, 1835) (*Mutilla*): Reise d. Tirol 2: 93, ♂, type locality: "Andalousie Puertoreal" (Spain), syntypes in Zool. Mus. Berlin. – Distribution: Europe: E.
- atriventris** (André, 1903) (*Mutilla*, as variety of *maura*): Spec. Hymen. d'Eur. et d'Alg. 8: 404, ♂, type locality: "Torreveja" (Spain), holotype in Madrid Inst. Español Ent. – Distribution: Europe: E.
- calonata** (André, 1903) (*Mutilla*, as variety of *maura*): Spec. Hymen. d'Eur. et d'Alg. 8: 389, ♀, type locality: "Madrid" (Spain), syntypes in Madrid Inst. Español Ent. Synonymized by Giner, 1944: 110.
- garciamerceti** Suárez, 1962 (*Dasylabris*): Boll. Soc. entom. Ital. 92(9-10): 148, ♂, type locality: "de Aserifa, Saguia el Hamra" (Western Sahara), holotype in Madrid Inst. Español Ent. – Distribution: North Africa: Western Sahara.
- iberica** Giner 1942 (*Dasylabris*): Eos 18: 88, ♂, ♀, type locality: "Torrente, Valencia" (Spain), holotype ♂ in Madrid Inst. Español Ent. – Distribution: Europe: F, E, P.
- valverdei** Suárez, 1970 (*Dasylabris*, as subspecies of *iberica*): Graellsia 25: 246, ♂, type locality: "Reserva biológica de Donana, Huelva" (Spain), holotype in Suárez's coll., Almeria. – Distribution: Europe: E.
- nevadensis** Suárez, 1965 (*Dasylabris*, as subspecies of *iberica*): Eos 40(3-4): 584, ♂, type locality: "Horcajo de Trevez, Sierra Nevada" (Spain), holotype in Suárez's coll., Almeria. – Distribution: Europe: E.
- intermedia** Skorikov, 1935 (*Dasylabris*, as variety of *siberica*): Tr. Tadh. basy AN SSSR 5: 295, ♀, type locality: "Transbaicalia, Selenginsk" (Russia: Transbaicalia), lectotype in St. Petersburg Zool. Inst. (designated by Lelej, 1976: 268). – Distribution: Russia: ES (south Buryatia); Asia: Afghanistan, Mongolia, China: NO (Neimenggu, Hebei, Shandong), CE (Jiangsu, Zhejiang), SE (Fujian), Korea.
- ypsilon** Chen, 1957 (*Dasylabris*, as subspecies of *rubrosignata*): Quart. J. Taiwan Mus. 10(3-4): 219, ♀, type locality: "Fukien, Chungan (Bohea Hills) (China, Fujian), holotype in Maa's coll. Synonymized by Lelej, 1976: 268.
- juxtarenaria** Skorikov, 1935 (*Dasylabris*): Tr. Tadh. basy AN SSSR 5: 297, ♀, type locality: Morocco, lectotype in St. Petersburg Zool. Inst. (designated by Lelej, 1976: 193). – Distribution: North Africa: Tunisia, Algeria, Morocco.
- atrataria** Petersen 1988 (*Dasylabris*): Steenstrupia 14(6): 145, ♂, ♀, type locality: Tunisia, holotype ♂, in Copenhagen Univ. Zool. Mus.
- New Synonymy.**
- kondarensis** Lelej, 1985 (*Dasylabris*): Osy-nemki fauny SSSR: 128, ♀, type locality: "Kondara near Dushanbe" (Tajikistan), holotype in St. Petersburg Zool. Inst. – Distribution: Asia: TJ.

- kruegeri** Invrea, 1953 (*Dasylabris*, as variety of *maura*): Boll. Soc. entom. Ital. 83: 17, ♂, type locality: "Garian" (Libya), holotype in Genova Mus. Civ. Stor. Natur. – Distribution: North Africa: Libya.
- lybica** Invrea, 1940 (*Dasylabris*, as variety of *maura*): Boll. Soc. entom. Ital. 72(8): 122, ♂, type locality: "Gialo" (Libya), holotype in Genova Mus. Civ. Stor. Natur. – Distribution: Africa: Morocco, Algeria, Tunisia, Libya, Chad.
- libyca* Invrea, 1953 (*Dasylabris*, as subspecies of *maura*): Bull. Soc. Sci. natur. Maroc 32: 293, ♂. Junior synonym according to article 33.2.3 of ICZN. **New Synonymy.**
- trilineata* Invrea, 1953 (*Dasylabris*, as forma of *maura libyca*): Bull. Soc. Sci. Natur. Maroc. 32: 293, ♂, type locality: "Boumalne" (Morocco), holotype in Genova Mus. Civ. Stor. Natur. Invalid according to article 45.5 of ICZN. Synonymized by Petersen, 1988: 184.
- maura** (Linnaeus, 1758) (*Mutilla*): Systema Nature 1: 583, ♀, type locality: "Germania" (Germany), neotype in London Linnean Society (designated by Petersen, 1988: 182). – Distribution: Europe: P, S, F, CH, I, M, Croatia, BH, YU, Macedonia, AL, GR, BG, H, TR, A, CZ, SL, D, PL, U; Russia: SET, South Ural, WS (Altai, south); Asia: KZ, KY, ARM, AZ, TU (Kopet-Dag), TR, Iran (north), ?Palestine.
- maura maura** (Linnaeus, 1758). – Distribution: Europe: F, CH, I, M, Croatia, BH, YU, Macedonia, AL, GR, BG, H, TR, A, CZ, SL, D, PL, U (Crimea). Asia: GE, ARM, AZ.
- austriaca* (Panzer, 1799) (*Mutilla*): Faune Insectorum Germanicae oder Deutschlands insecten 62: t. 20, ♂, type locality: "Habitat in Austria", types unknown. Synonymized by Morawitz, 1865: 137.
- rubricans* (Lepeletier, 1845) (*Mutilla*): Hist. nat. ins. Hymen. 3: 612, ♂, type locality: "France meridionale", lectotype in Torino Mus. Reg. Sci. Natur. (designated by Petersen, 1988: 182). Synonymized by Invrea, 1964: 254.
- argenteofasciata* (Costa, 1858) (*Mutilla*): Fauna regno Napoli: 17, tab. 21, fig. 6, ♂, type locality: "Napoli, Sicilia" (Italy), syntypes in Mus. Zool. Univ. Napoli. Synonymized by Morawitz, 1865: 137.
- trisinuosa* (Costa 1886) (*Mutilla*): Rc. Accad. Sci. fis. mat., Napoli 25: 283, ♂, type locality: South Italy, lectotype in Mus. Zool. Univ. Napoli (designated by Petersen, 1988: 182). Synonymized by Petersen, 1988: 181.
- nigrociliata* Hoffer, 1938 (*Dasylabris*, as forma of *maura*): Sb. ent. Odd. nar. Mus. Praze 16: 194, ♀ type locality: not given, probably Czechia or Slovakia, syntypes probably in Praha Narodni Muz. **New Synonymy.**

- maura sungora** (Pallas, 1773) (*Mutilla*): Reisen ... Russischen Reiches 2: 730, ♂, non ♀, type locality: Shulba river on Irtysh river (Kazakhstan), lectotype in Zool. Mus. Berlin (designated by Petersen, 1988: 185). – Distribution: Russia: SET, South Ural, WS (Altai, south); Asia: KZ, KY.
- quadrifasciata* (Radoszkowski, 1865) (*Mutilla*; nom. praeocc., non Lucas, 1849): Bull. Soc. Imper. Natur. Moscou 38(2): 450; nomen nudum; type locality: "Sarepta" (Russia), lectotype in St. Petersburg Zool. Inst. (designated by Lelej, 1976: 189). Synonymized by Lelej, 1976: 189.
- nostras* Skorikov, 1935 (*Dasylabris*, as subspecies of *maura*): Tr. Tadzh. basy AN SSSR 5: 296, ♀, type locality: "Sarepta" (Russia), lectotype in St. Petersburg Zool. Inst. (designated by Lelej, 1976: 189). Synonymized by Lelej, 1976: 189.
- argentata* Skorikov, 1935 (*Dasylabris*, as variety of *maura nostras*): Tr. Tadzh. basy AN SSSR 5: 296, ♀, type locality: Sarepta (Russia). Invalid according to article 45.5 of ICZN.
- argyrauxa* Skorikov, 1935 (*Dasylabris*, as variety of *maura nostras*): Tr. Tadzh. basy AN SSSR 5: 296, ♀, type locality: Sarepta (Russia). Invalid according to article 45.5 of ICZN.
- consuenta* Skorikov, 1935 (*Dasylabris*, as variety of *maura nostras*): Tr. Tadzh. basy AN SSSR 5: 296, ♀, type locality: Sarepta (Russia). Invalid according to article 45.5 of ICZN.
- iberica* Skorikov, 1935 (*Dasylabris*, as variety of *maura nostras*): Tr. Tadzh. basy AN SSSR 5: 296, ♀, type locality: Armenia. Invalid according to article 45.5 of ICZN.
- infuscata* Skorikov, 1935 (*Dasylabris*, as variety of *maura nostras*): Tr. Tadzh. basy AN SSSR 5: 296, ♀, type locality: not given. Invalid according to article 45.5 of ICZN.
- quinquemaculata* Skorikov, 1935 (*Dasylabris*, as variety of *maura nostras*): Tr. Tadzh. basy AN SSSR 5: 296, ♀, type locality: Sarepta (Russia). Invalid according to article 45.5 of ICZN.
- tricincta* Skorikov, 1935 (*Dasylabris*, as variety of *maura nostras*): Tr. Tadzh. basy AN SSSR 5: 296, ♀, type locality: Orenburg (Russia: South Ural). Invalid according to article 45.5 of ICZN.
- maura clausa** (Lepeletier, 1845) (*Mutilla*): Hist. nat. ins. Hymen. 3: 601, ♂, type locality: "Environs de Paris" (France), lectotype in Torino Mus. Reg. Sci. Natur. (designated by Petersen, 1988: 183). – Distribution: Europe: P, S, F (south), CH.
- maura armeniaca** (Kolenati, 1846) (*Mutilla*): Meletemata entomologica 5: 123, ♀, type locality: "in Armenia et in confinio Persiae" (Armenia, Iran), syntypes not found. – Distribution: Russia: SET (Daghestan); Asia: ARM, AZ, TU (Kopet-Dag), TR, Iran (north), ? Palestine.

mlokosewitzii Radoszkowski, 1885 (*Dasylabris*): Horae Soc. Ent. Ross. 19(1/2): 47, ♂, type locality: Daghestan (Russia: north Caucasus), syntypes in Krakow Inst. Syst. Exper. Zool. Synonymized by André, 1899: 24.

duplicolor Skorikov, 1935 (*Dasylabris*): Tr. Tadzh. basy AN SSSR 5: 297, ♀, type locality: Daghestan (Russia: north Caucasus), lectotype in St. Petersburg Zool. Inst. (designated by Lelej, 1976: 193). Synonymized by Lelej, 1976: 193.

maura carinulata (Dalla Torre, 1897) (*Mutilla*): Cat. Hymen. 8: 21. New name for *Mutilla carinata* Sichel et Radoszkowski, 1870. – Distribution: Europe: F (Corsica), I (Sardinia).

carinata (Sichel et Radoszkowski, 1870) (*Mutilla*, nom. praeocc., non Smith, 1858): Horae Soc. Ent. Ross. 6(4): 272, ♂, type locality: "Corse" (France), lectotype in Krakow Inst. Syst. Exper. Zool. (designated by Petersen, 1988: 184).

mitra Lelej, 1980 (*Dasylabris*): Entom. Obozr. 59(1): 188, ♀, type locality: Afghanistan, Lagman province, Alisheng river, holotype in St. Petersburg Zool. Inst. – Distribution: Asia: Afghanistan (east).

mixta (André, 1903) (*Mutilla*): Spec. Hymen. d'Eur. et d'Alg. 8: 391, ♀, type locality: "Caucasus", syntypes in Mus. Nat. d'Hist. Natur. Paris. – Distribution: Asia: ARM, AZ, TU, Iran (north).

cirrata Skorikov, 1935 (*Dasylabris*, as variety of *mixta*): Tr. Tadzh. basy AN SSSR 5: 299, ♀, type locality: not given, syntypes not found.
New Synonymy.

mongolica (Radoszkowski, 1861) (*Mutilla*): Horae Soc. Ent. Ross. 1: 85, ♀, type locality: "Mongolia", syntypes not found. – Distribution: Asia: KZ (south and east), KY, UZ, TU, TJ, Iran (north), Afghanistan (Gazni), Mongolia, China: NW (Xinjiang).

exarenaria Skorikov, 1935 (*Dasylabris*): Tr. Tadzh. basy AN SSSR 5: 296, ♀, type locality: "Naryn" (Uzbekistan), lectotype in St. Petersburg Zool. Inst. (designated by Lelej, 1976: 195). Synonymized by Lelej, 1976: 195.

turana Skorikov, 1935 (*Dasylabris*): Tr. Tadzh. basy AN SSSR 5: 296, ♀, type locality: Karamatshi, Syr-Darja region (Uzbekistan), lectotype in St. Petersburg Zool. Inst. (designated by Lelej, 1976: 195). Synonymized by Lelej, 1976: 195.

rufoccephala (André, 1903) (*Mutilla*, as variety of *maura*): Spec. Hymen. d'Eur. et d'Alg. 8: 388, ♀, type locality: "Tunisia", syntypes in Mus. Nat. d'Hist. Natur. Paris. – Distribution: Asia: Palestine; North Africa: Western Sahara, Tunisia, Morocco, Mauritania.

pseudomongolica Ovchinnikov, 2002 (*Dasylabris*): Entomol. Invest. 22: 99, ♂, type locality: "Chon-Aryk S of Bishkek" (Kyrgyzstan), holotype in St. Petersburg Zool. Inst. – Distribution: Asia: KZ (south-east), KY.

- sarafschani** (Radoszkowski, 1877) (*Mutilla*): Voyage au Turkestan d'Alexis Fedtschenko, 2(5): 41, ♀, ♂, type locality: Kysylkum, Karak Mt. (south Kazakhstan), lectotype ♀ in Zool. Mus. Moscow Univ. (designated by Lelej, 1976: 193). – Distribution: Asia: KZ (south), KY, UZ, TU, Iran (norh-east).
- suspecta* (André, 1903) (*Mutilla*): Spec. Hymen. d'Eur. et d'Alg. 8: 403, ♂, type locality: "Askhabad" (Turkmenistan), syntypes in Mus. Nat. d'Hist. Natur. Paris. Synonymized by Lelej, 1976: 193.
- argyronota* Skorikov, 1935 (*Dasylabris*, as variety of *sarafschani*): Tr. Tadjh. basy AN SSSR 5: 299, ♀, type locality: Khorasan, Gulmirun (north-east Iran), lectotype in St. Petersburg Zool. Inst. (designated by Lelej, 1980: 187). Synonymized by Lelej, 1980: 187.
- siberica** (Christ, 1791) (*Mutilla*): Naturgesch. Klassif. Nomencl.: 148, ♂ non ♀, type locality: "Siberie" (Russia: probably Altai or Irkutsk), syntypes not found. – Distribution: Russia: WS (Altai), ES (Tuva, south of Krasnoyarskii krai, Transbaicalia), FE (Amurskaya oblast, Primorskii krai); Asia: Mongolia, China: NO (Neimenggu, Shanxi, Hebei), CE (Jiangsu), ? Korea.
- rubrosignata* (Radoszkowski, 1865) (*Mutilla*): Bull. Soc. Imper. Natur. Moscou 38(2): 461, ♂, type locality: "Kiachta, frontiere de Chine" (Russia: Buryatia and China), syntypes in Krakow Inst. Syst. Exper. Zool. and Zool. Mus. Berlin. Synonymized by Lelej, 1985: 130.
- quadrimaculata* (Sichel et Radoszkowski, 1870) (*Mutilla*, as variety of *maura*; nom. praeocc., non Lucas, 1849): Horae Soc. Ent. Ross. 6(3-4): 240, ♀, type locality: "Kiachta" (Russia: Buryatia), syntypes in Zool. Mus. Berlin. Synonymized by Lelej, 1985: 130.
- quadripunctata* (Sichel et Radoszkowski, 1870) (*Mutilla*, as variety of *maura*; nom. praeocc., non Olivier, 1811): Horae Soc. Ent. Ross. 6(3-4): 240, ♀, type locality: "Kiachta" (Russia: Buryatia), syntypes in Zool. Mus. Berlin. **New Synonymy.**
- insignata* Skorikov, 1935 (*Dasylabris*, as variety of *siberica*): Tr. Tadjh. basy AN SSSR 5: 294, ♀, type locality: not given, syntypes not found. **New Synonymy.**
- incompleta* Skorikov, 1935 (*Dasylabris*, as variety of *siberica*): Tr. Tadjh. basy AN SSSR 5: 295, ♀, type locality: not given, syntypes not found. **New Synonymy.**
- skorikovi** Lelej, 1971 (*Dasylabris*): Entom. Obozr. 50(3): 678, ♀ type locality: Tshu-Iliyskie gory (Kazakhstan), holotype in St. Petersburg Zool. Inst. – Distribution: Asia: KZ (south), KY.
- wahrmani** (Invrea, 1965) (*Stenomutilla*, as subspecies of *argentata*): Mem. Soc. entom. Ital. 44: 71, ♂, type locality: Israel, holotype in Bytinski Salz's coll. (Univ. Tel Aviv). – Distribution: Asia: Israel.

zarudnyi Lelej, 1985 (*Dasylabris*): Osy-nemki fauny SSSR: 126, ♂, type locality: East Iran, Khorasan, holotype in St. Petersburg Zool. Inst. – Distribution: Asia: Iran (east).

Subgenus *Inbaltilla* Lelej, 1976

Inbaltilla (as subgenus of *Dasylabris* Radoszkowski, 1885) Lelej, 1976: Entom. Obozr. 55(1): 196. Type species: *Mutilla regalis* Fabricius, 1793 (original designation).

anceps (Radoszkowski, 1877) (*Mutilla*): Voyage au Turkestan d'Alexis Fedtschenko, 2(5): 40, tab. 3, fig. 9, ♂, type locality: Kysylkum (south Kazakhstan), lectotype in Zool. Mus. Moscow Univ. (designated by Lelej, 1976: 198). – Distribution: Asia: KZ (south), UZ, TU.

mirifica Skorikov, 1935 (*Dasylabris*): Tr. Tadzh. basy AN SSSR 5: 301, ♀, type locality: Repetek (Turkmenistan), lectotype ♀ in Zool. Mus. Moscow Univ. (designated by Lelej, 1976: 198). Synonymized by Lelej, 1985: 141.

biblica Invrea, 1950 (*Dasylabris*, as subspecies of *italica*): Mem. Soc. entom. Ital. 29: 27, ♀, type locality: "Jerico", Palestine, holotype in Genova Mus. Civ. Stor. Natur. – Distribution: Europe: GR (Crete); Asia: Palestine.

defecta (André, 1903) (*Mutilla*, as variety of *italica*): Spec. Hymen. d'Eur. et d'Alg. 8: 394, ♀, type locality: "Caucasus, Turkestan, Algerie, Egypt", syntypes Mus. Nat. d'Hist. Natur. Paris. – Distribution: Asia: Caucasus, Turkestan; North Africa: Algeria, Egypt.

erronea Lelej, 1985 (*Dasylabris*): Osy-nemki fauny SSSR: 140, ♀, type locality: Aini (Tajikistan), holotype in St. Petersburg Zool. Inst. – Distribution: Asia: ARM, AZ, KZ, KY, UZ, TJ.

[ferrugineiventris (André, 1903) (*Mutilla*, as variety of *italica*): Spec. Hymen. d'Eur. et d'Alg. 8: 418, ♂, type locality: not given, holotype in Mus. Nat. d'Hist. Natur. Paris. – Distribution: unknown]. Probably not Palaearctic.

gussakovskii Skorikov, 1935 (*Dasylabris*): Tr. Tadzh. basy AN SSSR 5: 298, ♀, type locality: Kuropatkino (=Gallya-Aral), Samarkandskaya oblast (Uzbekistan), holotype in St. Petersburg Zool. Inst. – Distribution: Asia: KZ, KY, UZ, TU, Iran (north).

indra Lelej, 1980 (*Dasylabris*): Entom. Obozr. 59(1): 189, ♀, type locality: Afghanistan, province Lagman, Shamakat, holotype in St. Petersburg Zool. Inst. – Distribution: Asia: Afghanistan (east).

jacobsoni Skorikov, 1935 (*Dasylabris*): Tr. Tadzh. basy AN SSSR 5: 298, ♀, type locality: Sretenka, Tshu river valley (Kyrgyzstan), lectotype in St. Petersburg Zool. Inst. (designated by Lelej, 1976: 197). – Distribution: Asia: KZ, KY.

- lugubris** (Fabricius, 1804) (*Mutilla*): Systema piezatorum: 433, ♂, type locality: "Habitat in Tanger" (Morocco), lectotype in Copenhagen Univ. Zool. Mus. (designated by Petersen, 1988: 179). – Distribution: Europe: E, P; North Africa: Morocco, Algeria, Tunisia, Egypt.
- elegans* (Klug, 1835) (*Mutilla*): Reise d. Tirol 2: 93, ♀, type locality: "Andalusien" (Spain), lectotype in Zool. Mus. Berlin. (designated by Petersen, 1988: 181). Synonymized by Petersen, 1988: 179.
- tristis* (Klug, 1835) (*Mutilla*): Reise d. Tirol 2: 92, ♂, type locality: "Andalusien" (Spain), lectotype in Zool. Mus. Berlin. (designated by Petersen, 1988: 181). Synonymized by Sichel and Radoszkowski, 1870: 262.
- decorata* (Sichel et Radoszkowski, 1870) (*Mutilla*, nom. praeocc. non Smith, 1855): Horae Soc. Ent. Ross. 6(3-4): 215, ♀, type locality: "Egypt", holotype in Mus. Nat. d'Hist. Natur. Paris. Synonymized by André, 1903: 464.
- decoratissima* (Dalla Torre, 1897) (*Mutilla*): Cat. Hymen. 8: 30. New name for *Mutilla decorata* Sichel et Radoszkowski, 1870. Synonymized by André, 1903: 464.
- almeriensis* Suárez, 1952 (*Dasylabris*, as variety of *italica*): Boln. R. Soc. esp. Hist. nat. 50: 87, ♀, type locality: "La Cañada" (Spain: Almería), holotype in Suárez' coll. Almería. Synonymized by Petersen, 1988: 180.
- lyuateyi** Invrea, 1953 (*Dasylabris*): Bull. Soc. Sci. natur. Maroc 32: 297, ♂, type locality: "Port-Lyuatey" (Morocco), syntypes in Genova Mus. Civ. Stor. Natur. – Distribution: North Africa: Morocco.
- miogramma** Skorikov, 1935 (*Dasylabris*, as variety of *italica*): Tr. Tadh. basy AN SSSR 5: 297, ♀, type locality: Crimea, Kertsh (Ukraine), lectotype in St. Petersburg Zool. Inst. (designated by Lelej, 1985: 257). – Distribution: Europe: U (south), R.
- paupertina** Skorikov, 1935 (*Dasylabris*, as variety of *ornata*): Tr. Tadh. basy AN SSSR 5: 298, ♀, type locality: Bukhara, Khargush (Uzbekistan), lectotype in St. Petersburg Zool. Inst. (designated by Lelej, 1976: 200). – Distribution: Asia: ARM, AZ, TU, UZ, KY, TJ.
- obscura* Skorikov, 1935 (*Dasylabris*, as variety of *scutilla*): Tr. Tadh. basy AN SSSR 5: 301, ♀, type locality: Bukhara, Khargush (Uzbekistan), lectotype in St. Petersburg Zool. Inst. (designated by Lelej, 1976: 200). Synonymized by Lelej, 1985: 139.
- ditescens* Skorikov, 1935 (*Dasylabris*, as variety of *ornata*): Tr. Tadh. basy AN SSSR 5: 298, ♀, type locality: Turkestan, syntypes not found. **New Synonymy.**
- medialis* Lelej, 1975 (*Dasylabris*): Zool. Zhurn. 54: 620, ♂ non ♀, type locality: Aini (Tajikistan), holotype ♂ in St. Petersburg Zool. Inst. Synonymized by Lelej, 1985: 139.

- popovi** Skorikov, 1935 (*Dasylabris*, as variety of *italica*): Tr. Tadh. basy AN SSSR 5: 297, ♀, type locality: Armenia, Erevan, lectotype in St. Petersburg Zool. Inst. (designated by Lelej, 1985: 258). – Distribution: Asia: ARM, Iran (north).
- regalis** (Fabricius, 1793) (*Mutilla*): Entomologia systematica 2: 371, ♀, type locality: "Habitat in Hungaria" (Hungary), neotype ♂ in Copenhagen Univ. Zool. Mus. (designated by Petersen, 1988: 186). – Distribution: Europe: CZ, SL, A, H, YU, BG, U; Russia: SET, South Ural, WS (Altai); Asia: KZ.
- petiolata* (Baer, 1848) (*Mutilla*): Bull. Soc. Imp. Natur. Moscou 21(1): 231, ♀, type locality: "Habitat in regionibus meridionalibus Russiae" (Russia), types not found. Synonymized by André, 1903: 464.
- petiolaris* (Radoszkowski, 1865) (*Mutilla*, nom. praeocc., non Fabricius, 1804): Bull. Soc. Imper. Natur. Moscou 38(2): 448, tab. 7, fig. 15, ♀, type locality: "Saratov, Odessa, Crimea" (Russia, Ukraine), syntypes probably in Krakow Inst. Syst. Exper. Zool. Synonymized by André, 1903: 464.
- concolora* (Radoszkowski, 1865) (*Mutilla*): Bull. Soc. Imper. Natur. Moscou 38(2): 461, tab. 9, fig. 3, ♂, type locality: "Spask" (Russia: South Ural), lectotype in Krakow Inst. Syst. Exper. Zool. (designated by Petersen, 1988: 180). Synonymized by Lelej, 1985: 133.
- unipetiolaris* (Radoszkowski, 1866) (*Mutilla*): Bull. Soc. Imper. Natur. Moscou 39: 303. New name for *Mutilla petiolaris* Radoszkowski, 1865. Synonymized by André, 1903: 464.
- triangulomaculata* Skorikov, 1935 (*Dasylabris*, as variety of *italica*): Tr. Tadh. basy AN SSSR 5: 297, ♀, type locality: Saratov (Russia), lectotype in St. Petersburg Zool. Inst. (designated by Lelej, 1985: 134). Synonymized by Lelej, 1985: 134.
- slovaca* Hoffer, 1938 (*Dasylabris*, as forma of *italica*): Sb. ent. Odd. nar. Mus. Praze 16: 195, ♀, type locality: "Sekule, Borsky Sl. Jur" (Slovakia), syntypes probably in Praha Narodni Muz. **New Synonymy.**
- batai* Hoffer, 1938 (*Dasylabris*, as forma of *italica*): Sb. ent. Odd. nar. Mus. Praze 16: 195, ♀, type locality: "Bzenec-Moravsky Pisek" (Czechia), holotype probably in Praha Narodni Muz. **New Synonymy.**
- scutilla** Skorikov, 1935 (*Dasylabris*): Tr. Tadh. basy AN SSSR 5: 298, ♀, type locality: Armenia, Arax valley, lectotype in St. Petersburg Zool. Inst. (designated by Lelej, 1976: 196). – Distribution: Asia: TR, ARM, GE, AZ.
- shelkovnikov** Lelej, 1985 (*Dasylabris*): Osy-nemki fauny SSSR: 138. New name for *Dasylabris armeniaca* Skorikov, 1935. – Distribution: Asia: ARM.

- armeniaca* Skorikov, 1935 (*Dasylabris*, as subspecies of *ornata*, nom. praeocc., non Kollenati, 1846): Tr. Tadzh. basy AN SSSR 5: 298, ♀, type locality: Armenia, Erevan, lectotype in St. Petersburg Zool. Inst. (designated by Lelej, 1976: 193). Synonymized by Lelej, 1985: 138.
- stenothoracica** Skorikov, 1935 (*Dasylabris*): Tr. Tadzh. basy AN SSSR 5: 298, ♀, type locality: Ashkhabad (Turkmenistan), lectotype in St. Petersburg Zool. Inst. (designated by Lelej, 1976: 200). – Distribution: Asia: KZ (south), KY, UZ, TU, TJ.
- paupera* Skorikov, 1935 (*Dasylabris*, as variety of *stenothoracica*): Tr. Tadzh. basy AN SSSR 5: 298, ♀, type locality: not given, syntypes not found. **New Synonymy.**
- nigrifica* Skorikov, 1935 (*Dasylabris*, as variety of *stenothoracica*): Tr. Tadzh. basy AN SSSR 5: 298, ♀, type locality: not given, syntypes not found. **New Synonymy.**
- argentata* Skorikov, 1935 (*Dasylabris*, as variety of *stenothoracica*): Tr. Tadzh. basy AN SSSR 5: 298, ♀, type locality: not given, syntypes not found. **New Synonymy.**
- vittata** (Olivier, 1811) (*Mutilla*): Encyclopedie methodique 8: 64, ♀, type locality: "de l'Arabie, aux environs de Bagdad" (Iraq), holotype in Mus. Nat. d'Hist. Natur. Paris. – Distribution: Asia: Iran (north), Iraq, Syria.
- zimini** Skorikov, 1935 (*Dasylabris*): Tr. Tadzh. basy AN SSSR 5: 299, ♀, type locality: Bukhara, Sarai-Lyalin (Uzbekistan), lectotype in St. Petersburg Zool. Inst. (designated by Lelej, 1976: 199). – Distribution: Asia: KZ, UZ, TU, TJ.
- kopetdaga* Skorikov, 1935 (*Dasylabris*, as subspecies of *zimini*): Tr. Tadzh. basy AN SSSR 5: 300, ♀, type locality: Kopet-Dag (Turkmenistan), lectotype in St. Petersburg Zool. Inst. (designated by Lelej, 1976: 199). Synonymized by Lelej, 1985: 140.
- zonsteini** Ovchinnikov, 2002 (*Dasylabris*): Entomol. Invest. 22: 101, ♂, type locality: "Jagnob" (Tajikistan), holotype in St. Petersburg Zool. Inst. – Distribution: Asia: KY, TJ.

49. Genus *Jaxartilla* Lelej, 1984

- Jaxartilla** Lelej, 1984: Entom. Obozr. 63(4): 826. Type species: *Jaxartilla fedtshenkoi* Lelej, 1984 (monobasic).
- fedtshenkoi** Lelej, 1984 (*Jaxartilla*): Entom. Obozr. 63(4): 826, type locality: "Karataugebirge bei Djulek" (Kazakhstan), holotype in St. Petersburg Zool. Inst. – Distribution: Asia: KZ.

50. Genus *Orientilla* Lelej, 1979

Orientilla Lelej, 1979: Zool. Zhurn. 58(7): 1066. Type species: *Orientilla vietnamica* Lelej, 1979. [Not Palaearctic].

tausignata (Chen, 1957) (*Stenomutilla*): Quart. J. Taiwan Mus. 10(3-4): 221, ♀, type locality: "Fujian" (China), holotype in Maa's coll. – Distribution: Asia: China: CE (Anhui, Hunan, Jianxi, Zhejiang), SE (Fujian, Guangdong).

variegata (Smith, 1855) (*Mutilla*): Cat. Hymen. 3: 39, ♀, type locality: "North China", syntypes in London Brit. Mus. Nat. Hist. – Distribution: Asia: China: CE (Jiangsu, Anhui, Hunan, Zhejiang), SE (Fujian, Guangxi, Hainan, Taiwan), Vietnam, ?Myanmar.

desponsa (Smith, 1855) (*Mutilla*): Cat. Hymen. 3: 38, ♂, type locality: "North China", syntypes in London Brit. Mus. Nat. Hist. Synonymized by Lelej, 1996: 106.

51. Genus *Stenomutilla* André, 1896

Stenomutilla (as subgenus of *Mutilla* Linnaeus, 1758) André, 1896: Mem. Soc. Zool. France 9: 265. Type species: *Mutilla argentata* Villers, 1789 (original designation).

Subgenus *Stenomutilla* André, 1896

acanthosterna Nonveiller, 1994 (*Stenomutilla*): Boll. Mus. civ. St. nat. Verona 18: 189, ♂, type locality: "Turkey", holotype in Gusenleitner's coll. – Distribution: Asia: TR.

aethiops Nonveiller, 1994 (*Stenomutilla*): Boll. Mus. civ. St. nat. Verona 18: 169, ♂, type locality: "Tripolitaine" (Libya), holotype in Inst. Entomol. Agraria, Portici. – Distribution: North Africa: Libya.

anatolica Nonveiller, 1994 (*Stenomutilla*): Boll. Mus. civ. St. nat. Verona 18: 171, ♂, type locality: "Turkey", holotype in Gusenleitner's coll. – Distribution: Asia: TR.

argentata (Villers, 1789) (*Mutilla*): Caroli Linnaei entomologia: 343, ♀, type locality: South France, neotype in Copenhagen Univ. Zool. Mus. (designated by Petersen, 1988: 175). – Distribution: I, F (south), E, P.

rondanii (Spinola, 1843) (*Mutilla*): Anns Soc. entom. Fr. 2(1): 133, ♂, type locality: Parma (Italy), syntypes probably in Mus. Zool. Univ. Torino. Synonymized by Sichel and Radoszkowski, 1870: 191.

austriaca (Lepeletier, 1845) (*Mutilla*, nom. praeocc., non Panzer, 1799): Hist. nat. ins. Hymen. 3: 598, ♀, ♂, type locality: Italy and Provence (Italy, France), syntypes in Mus. Zool. Univ. Torino. Synonymized by Sichel and Radoszkowski, 1870: 189.

- aucta* (Lepeletier, 1845) (*Mutilla*): Hist. nat. ins. Hymen. 3: 605, ♀, type locality: "Montpellier" (South France), syntypes in Mus. Nat. d'Hist. Natur., Paris. Synonymized by André, 1903: 466.
- saundersivora* Fertou, 1921 (*Stenomutilla*, as variety of *argentata*): Annls soc. entom. France 89: 359, ♀, type locality: "Nemours" (France), syntypes probably in Mus. Nat. d'Hist. Natur. Paris. **New Synonymy.**
- carinata* Skorikov, 1935 (*Stenomutilla*): Tr. Tadjh. basy AN SSSR 5: 307, ♂, type locality: "Niza" (South France), lectotype in St. Petersburg Zool. Inst. (designated by Lelej, 1985: 157). Synonymized by Lelej, 1985: 157.
- melanica* Nonveiller, 1994 (*Stenomutilla*, as forma of *argentata*): Boll. Mus. civ. St. nat. Verona 18: 162, ♂, type locality: Spain. Invalid according to article 15.2 of ICZN.
- bicornuta** Nonveiller, 1994 (*Stenomutilla*): Boll. Mus. civ. St. nat. Verona 18: 174, ♂, type locality: "Cyprus", holotype in Naturhist. Mus. Wien. – Distribution: Asia: CY.
- bizonata** (Smith, 1856) (*Mutilla*): Cat. Hymen. 4: 478. New name for *Mutilla bifasciata* Klug, 1829. – Distribution: Europe: Croatia, AL, GR: Asia: Lebanon, Syria, Israel, Iran, TR, ARM.
- bifasciata* (Klug, 1829) (*Mutilla*, nom. praeocc., non Swederus, 1787): Symb. phys. Dec. 1: tab. 5, fig. 5, ♀, type locality: Syria, holotype in Zool. Mus. Berlin. Synonymized with *shelkovnikovi* by Petersen, 1988: 176.
- shelkovnikovi* Skorikov, 1935 (*Stenomutilla*): Tr. Tadjh. basy AN SSSR 5: 308, ♀, type locality: Armenia, Erevan, lectotype in St. Petersburg Zool. Inst. (designated by Lelej, 1985: 156). **New Synonymy.**
- collaris** (Fabricius, 1787) (*Scolia*): Mantissa Insectorum 1: 281, ♂, type locality: Tunis (Tunisia), lectotype in Copenhagen Univ. Zool. Mus. (designated by Petersen, 1988: 157). – Distribution: E, P, Gibraltar, I (Sicily); North Africa: Morocco, Tunisia, Algeria.
- sabulosa* (Klug, 1835) (*Mutilla*): Reise d. Tirol 2: 94, ♀, type locality: Andalusien (Spain), holotype in Zool. Mus. Berlin. Synonymized by Petersen, 1988: 157.
- angustisquama* Skorikov, 1935 (*Stenomutilla*): Tr. Tadjh. basy AN SSSR 5: 307, ♂, type locality: Andalusia (Spain), lectotype in St. Petersburg Zool. Inst. (designated by Lelej, 1985: 156). Synonymized by Lelej, 1985: 156.
- erlandsoni* Suárez, 1961 (*Stenomutilla*): Boll. Soc. entom. Ital. 91: 150, ♂, type locality: "San Diego, Cadiz" (Spain), holotype in Suárez's coll., Almeria. Synonymized by Petersen, 1988: 157.
- erubescens** Invrea, 1965 (*Stenomutilla*, as subspecies of *argentata*): Mem. Soc. entom. Ital. 44: 72, ♀, type locality: Israel, holotype in Bytinski Salz's coll. (Univ. Tel Aviv). – Distribution: Asia: Israel, Jordan.

- hottentota** (Fabricius, 1804) (*Mutilla*): Systema piezatorum: 433. New name for *Mutilla barbara* Fabricius, 1793. – Distribution: Europe: I (south, Sicily), M; North Africa: Morocco, Tunisia, Algeria.
- barbara* (Fabricius, 1793) (*Mutilla*, nom. praecoc., non Linnaeus, 1758): Entomologia systematica 2: 370, ♂, type locality: "in Barbaria" (Morocco), lectotype in Copenhagen Univ. Zool. Mus. (designated by Petersen, 1988: 153).
- luctuosa* (Lucas, 1849) (*Mutilla*): Explor. sci. de l'Alg. 3: 291, pl. 16, fig. 16, ♀, type locality: Algeria, syntypes in Mus. Nat. d'Hist. Natur. Paris. Synonymized by Morawitz, 1865: 140.
- parens* (Costa, 1860) (*Mutilla*): Fauna regno Napoli: 32, tab. 25, fig. 3, ♀, type locality: "Napoli" (Italy), syntypes in Mus. Zool. Univ. Napoli. Synonymized by Sichel and Radoszkowski, 1870: 189.
- propinqua* Nonveiller, 1994 (*Stenomutilla*, as forma of *hottentota*): Boll. Mus. civ. St. nat. Verona 18: 162, ♂, type locality: South Italia, Malta, North Africa. Invalid according to article 15.2 of ICZN.
- impressiventris** Nonveiller, 1994 (*Stenomutilla*): Boll. Mus. civ. St. nat. Verona 18: 173, ♂, type locality: "Rio de Oro" (Western Sahara), holotype in Madrid Inst. Español Ent. – Distribution: North Africa: Western Sahara.
- invreai** Nonveiller, 1994 (*Stenomutilla*): Boll. Mus. civ. St. nat. Verona 18: 180, ♂, type locality: "Tunisia", holotype in Mus. Nat. d'Hist. Natur., Paris. – Distribution: North Africa: Tunisia.
- osellai** Nonveiller, 1994 (*Stenomutilla*): Boll. Mus. civ. St. nat. Verona 18: 187, ♂, type locality: "Turkey", holotype in Nonveiller's coll., Zemun. – Distribution: Asia: TR.
- quadricincta** Giner, 1945 (*Stenomutilla*): Eos 21: 256, fig. 18, ♀, type locality: "Smeil el Leben" (Western Sahara), holotype in Madrid Inst. Español Ent. – Distribution: North Africa: Western Sahara.
- rubripes** Invrea, 1967 (*Stenomutilla*, as subspecies *erlandssoni*): Boll. Soc. entom. Ital. 97(3/4): 55, ♂, type locality: Israel, syntypes in Univ. Tel Aviv. – Distribution: Asia: Israel, Jordan.
- rubripes* Invrea, 1965 (*Stenomutilla*, as forma of *argentata bifasciata*): Mem. Soc. entom. Ital. 44: 72, ♂, ♀, type locality: Israel, syntypes in Bytinski Salz's coll. (Univ. Tel Aviv). Invalid according to article 15.2 of ICZN.
- rufinodis** Giner, 1947 (*Stenomutilla*, as variety of *argentata*): Eos 23(1): 28, ♀, ♂, type locality: "Sebja Echaifa" (Western Sahara), syntypes in Madrid Inst. Español Ent. – Distribution: North Africa: Western Sahara.
- rungsi** Giner, 1959 (*Stenomutilla*): Eos 35(4): 399, ♀, type locality: "Immouzer du K." (Morocco), holotype in Madrid Inst. Español Ent. – Distribution: North Africa: Morocco.

- sejugis** (Radoszkowski, 1885) (*Dasylabris*): Horae Soc. Ent. Ross. 19(1/2): 46, ♀, type locality: "Ashkhabad, Pichpek" (Turkmenistan, Kyrgyzstan), syntypes in Krakow Inst. Syst. Exper. Zool. – Distribution: Asia: KZ (south), KY, UZ, TJ, Iran (north), Afghanistan.
- chorezmiensis* Skorikov, 1935 (*Stenomutilla*): Tr. Tadh. basy AN SSSR 5: 309, ♀, type locality: Kuropatkin (=Gallya-Aral) (Uzbekistan), lectotype in St. Petersburg Zool. Inst. (designated by Lelej, 1985: 155). Synonymized by Lelej, 1985: 155.
- infusca* Skorikov, 1935 (*Stenomutilla*, as variety of *chorezmiensis*): Tr. Tadh. basy AN SSSR 5: 310, ♀, type locality: Georgievka (Kazakhstan), holotype in St. Petersburg Zool. Inst. Synonymized by Lelej, 1976: 272.
- tabida** (Lucas, 1849) (*Mutilla*): Explor. sci. de l'Alg. 3: 298, pl. 16, fig. 5, ♀, type locality: "Algeria", syntypes in Mus. Nat. d'Hist. Natur. Paris. – Distribution: North Africa: Algeria. Probably synonym of *Stenomutilla collaris* (F.) or *S. hottentota* (F.).
- tetrazonia** Skorikov, 1935 (*Stenomutilla*): Tr. Tadh. basy AN SSSR 5: 308, ♀, type locality: Changir, Bukhara (Uzbekistan), lectotype in St. Petersburg Zool. Inst. (designated by Lelej, 1976: 272). – Distribution: Asia: KZ (south), TU, UZ, TJ, Mongolia.
- ferrugineocapitata* Skorikov, 1935 (*Stenomutilla*, as variety of *tetrazonia*): Tr. Tadh. basy AN SSSR 5: 309, ♀, type locality: Khodzha-Ulkan (Uzbekistan), lectotype in St. Petersburg Zool. Inst. (designated by Lelej, 1985: 156). Synonymized by Lelej, 1985: 156.

52. Genus *Tricholabiodes* Radoszkowski, 1885

- Tricholabiodes** Radoszkowski, 1885: Horae Soc. Ent. Ross. 19(1/2): 35. Type species: *Mutilla pedunculata* Klug, 1829 (= *Mutilla semistriata* Klug, 1829) (designated by Ashmead, 1903: 305).
- aegyptiacus** (Radoszkowski, 1876) (*Mutilla*): Horae Soc. Ent. Ross. 12: 138, ♀, type locality: not given [Egypt], holotype in Krakow Inst. Syst. Exper. Zool. – Distribution: North Africa: Egypt.
- asiaticus** Radoszkowski, 1885: (*Tricholabiodes*): Horae Soc. Ent. Ross. 19(1/2): 36, fig. 69, ♂, type locality: Ashkhabad (Turkmenistan), lectotype in St. Petersburg Zool. Inst. (designated by Lelej, 1985: 150). – Distribution: Asia: KZ (south), UZ, TU, TJ, Iran.
- bactrianus** Suárez, 1967 (*Tricholabiodes*): Eos 42(3-4): 565, ♂, type locality: Ashkhabad (Turkmenistan), holotype in Madrid Inst. Español Ent. – Distribution: Asia: TU, Iran.

- beludzhanus** Lelej, 1985 (*Tricholabiodes*): Osy-nemki fauny SSSR: 152, ♂, type locality: Bampur, south-east Iran, holotype in St. Petersburg Zool. Inst. – Distribution: Asia: Iran.
- garamantis** Suárez, 1967 (*Tricholabiodes*): Eos 42(3-4): 563, ♂, type locality: "Hoggar" (=Ahaggar) (Algeria), holotype in Suárez's coll. Almeria. – Distribution: North Africa: Algeria.
- israeliticus** Suárez, 1967 (*Tricholabiodes*): Eos 42(3-4): 564, ♂, type locality: Eilat (Israel), holotype in Univ. Tel Aviv. – Distribution: Asia: Israel.
- mandibularis** Lelej, 1985 (*Tricholabiodes*): Osy-nemki fauny SSSR: 150, ♂, type locality: Minab, south-east Iran, holotype in St. Petersburg Zool. Inst. – Distribution: Asia: Iran.
- marmarica** Invrea, 1932 (*Tricholabiodes*): Mem. Soc. entom. Ital. 11: 67, ♂, type locality: "Porto Badria" (Libya), holotype in Genova Mus. Civ. Stor. Natur. – Distribution: North Africa: Libya, Tunisia.
- niloticus** Suárez, 1967 (*Tricholabiodes*): Eos 42(3-4): 569, ♂, type locality: "de Helwan" (Egypt), holotype in Genova Mus. Civ. Stor. Natur. – Distribution: Africa: Egypt, Libya, Mauritania, Ethiopia, Sudan.
- nuristanus** Lelej, 1980 (*Tricholabiodes*): Entom. Obozr. 59(1): 186, ♂, type locality: Afghanistan, Kunar province, Pech river, holotype in St. Petersburg Zool. Inst. – Distribution: Asia: Afghanistan (east).
- pallidicornis** Bischoff, 1920 (*Tricholabiodes*, as subspecies of *semistriata*): Arch. Naturgesch. 86A(1-3): 106, ♂, type locality: "Tig'amaiin-entisita" (? Algeria), holotype in Zool. Mus. Berlin. – Distribution: North Africa: Algeria, Tunisia, Libya, Western Sahara.
- pallidus** Lelej, 1985 (*Tricholabiodes*): Osy-nemki fauny SSSR: 151, ♂, type locality: Kerman, south-east Iran, holotype in St. Petersburg Zool. Inst. – Distribution: Asia: Iran.
- patrizii** Invrea, 1932 (*Tricholabiodes*): Ann. Mus. civ. stor. nat. Giacomo Doria 55: 462, ♂, type locality: "South Libya, Kufra Oasis (=Al Jawf)" (Libya), syntypes in Genova Mus. Civ. Stor. Natur. – Distribution: North Africa: Libya (south), Chad.
- persicus** Suárez, 1967 (*Tricholabiodes*, as subspecies of *niloticus*): Eos 42(3-4): 570, ♂, type locality: "de Bushire" (Iran), holotype in Madrid Inst. Español Ent. – Distribution: Asia: Iran
- saharicus** Suárez, 1967 (*Tricholabiodes*): Eos 42(3-4): 566, ♂, type locality: "de Zguilma, Saoura" (Algeria), holotype in Suárez's coll. Almeria. – Distribution: North Africa: Algeria, Morocco, Western Sahara, Mauritania, Libya, Chad.
- semistriatus** (Klug, 1829) (*Mutilla*): Symb. phys. Dec. 1: tab. 4, fig. 9, ♀, type locality: "in Aegypto, prope Bir Lebuc" (Egypt), holotype in Zool. Mus. Berlin. – Distribution: Asia: Israel, Arabia, Oman; North Africa: Egypt, Libya, Eritrea, Somali, Cameroon.

pedunculatus (Klug, 1829) (*Mutilla*): Symb. phys. Dec. 1: tab. 5, fig. 10, ♂, type locality: "Arabia deserta" (Egypt), lectotype in Zool. Mus. Berlin (designated by Suárez, 1989: 153). Synonymized by André, 1910: 32.

palaestinensis Suárez, 1967 (*Tricholabiodes*, as subspecies of *pedunculatus*): Eos 42(3-4): 563, ♂, type locality: "de Revivim" (Israel), holotype in Suárez's coll. Almeria. – Distribution: Asia: Israel.

stenothorax Suárez, 1967 (*Tricholabiodes*): Eos 42(3-4): 572, ♀, type locality: "de Guelta Zemur, Saguia el Hamra" (Western Sahara), holotype in Madrid Inst. Español Ent. – Distribution: North Africa: Western Sahara, Morocco.

sudanensis Suárez, 1967 (*Tricholabiodes*): Eos 42(3-4): 561, ♂, type locality: "de Assab" (Eritrea), holotype in Genova Mus. Civ. Stor. Natur. – Distribution: Africa: Egypt, Libya, Eritrea, Chad, Mali, Cameroon.

IX. Subfamily EPHUTINAE Ashmead, 1903

Ephutinae Ashmead, 1903: Can. Entom. 35: 304.

Tribe Odontomutillini Lelej, 1983

Odontomutillini Lelej, 1983: Entom. Obozr. 62(3): 612.

53. Genus *Odontomutilla* Ashmead, 1899

Odontomutilla Ashmead, 1899: J. N. Y. Entom. Soc. 7: 55, 58. Type species: *Mutilla saussurei* Sichel et Radoszkowski, 1870 (designated by André, 1901: 329). [Not Palaearctic].

sinensis (Smith, 1855) (*Mutilla*): Cat. Hymen. 3: 39, ♀, ♂, type locality: "North China", holotype ♀ in London Brit. Mus. Nat. Hist. – Distribution: Asia: China: CE (Jiangsu, Anhui, Zhejiang), SE (Fujian).

54. Genus *Yamanetilla* Lelej, 1996

Yamanetilla Lelej, 1996: Tropics 6(1/2): 101. Type species: *Odontomutilla nipponica* Tsuneki, 1972 (original designation).

nipponica (Tsuneki, 1972) (*Odontomutilla*, as subspecies of *taiwaniana*): Etizenia 61: 7, ♀, ♂, type locality: "Arashi, Fukui pref." Japan (Honshu), holotype ♂ in Mus. Nat. Human Activity, Hyogo. – Distribution: Asia: Japan (Honshu).

quadruplex (Chen, 1957) (*Odontomutilla*): Quart. J. Taiwan Mus. 10(3-4): 155, ♀, ♂, type locality: "Nanking" China (Jiangsu), holotype ♂ in Heude Mus. Shanghai. – Distribution: Asia: China: CE (Jiangsu).

X. MUTILLIDAE INCERTAE SEDIS

Genus *Cretavus* Sharov, 1957

Cretavus Sharov, 1957: Doklady AN SSSR 112(5): 943. Type species: *Cretavus sibiricus* Sharov, 1957 (monobasic). *Cretavus* is type genus for family Cretavidae that has been synonymized with Mutillidae by Rasnitsyn (1975: 109), but later (Rasnitsyn, 1980: 126) made such synonymy doubtful.

sibiricus Sharov, 1957 (fossil) (*Cretavus*): Doklady AN SSSR 112(5): 943, ♂, type locality: Bol'shoy Bas (Upper Cretaceous), holotype in Moscow Palaeont. Inst. (N 1157).

Genus *Mutilla* Linnaeus, 1758

citigrada Gistel, 1857 (*Mutilla*): Achthundert und zwanzig: 35, ♂, type locality: "Algarbia" (Portugal), syntypes unknown. – Distribution: Europe: P.

clythrae Rosenhauer, 1856 (*Mutilla*): Thiere Andalusiens: 372. type locality: "Andalusia" (Spain), syntypes unknown. – Distribution: Europe: E. Probably junior synonym of *Stenomutilla collaris* (Fabricius, 1787).

defunctatrix Gistel, 1857 (*Mutilla*): Achthundert und zwanzig: 36, ♂, type locality: "Algarbia" (Portugal), syntypes unknown. – Distribution: Europe: P. Similar with *Dasylabris lugubris* (Fabricius).

dimidiata (Latreille, 1792) (*Mutilla*): Act. Soc. Hist. Nat. Paris 1: 11, ♀, type locality: "in provincia Inculismensi et in Alsatia" (south and north-east France), syntypes not found. – Distribution: Europe: F. Probably senior synonym of *Myrmosa atra* Panzer, 1801.

interrupta Latreille, 1792 (*Mutilla*): Acta Soc.hist. nat. Paris 1: 9, ♀, type locality: "Habitat in Gallo-provincia" (France), syntypes unknown. – Distribution: Europe: F (south). Probably belongs to the genus *Blakeius*.

irritabilis Smith, 1879 (*Mutilla*): Descr. new Hymen. 195, ♀, type locality: Egypt, syntypes in London Brit. Mus. Nat. Hist. – Distribution: North Africa: Egypt.

lichtensteini Tournier, 1889 (*Mutilla*): L'entom. genevois 1: 13, ♂, type locality: Montpellier (France), syntypes unknown. – Distribution: Europe: F (south).

myrmecium Klug, 1817 (*Mutilla*): Reise durch Oesterreich 2: 263, ♀, type locality: "Trieste" (Italy). – Distribution: Europe: I. Probably senior synonym of *Artiotilla biguttata* (Costa, 1858).

- pertyana** Gistel, 1857 (*Mutilla*): Achthundert und zwanzig: 44, ♀, type locality: "Algarbia" (Portugal), syntypes unknown. Similar with *Mutilla quinquemaculata* Cyrillo, 1787. – Distribution: Europe: P.
- pulverifex** Gistel, 1857 (*Mutilla*): Achthundert und zwanzig: 37, ♀, type locality: "Algarbia" (Portugal), syntypes unknown. – Distribution: Europe: P.
- pyriformis** Gistel, 1857 (*Mutilla*): Achthundert und zwanzig: 40, ♀, type locality: "Italia" (Italy), syntypes unknown. – Distribution: Europe: I. Similar with *Nemka viduata* (Pallas).
- saltatrix** Scopoli, 1763 (*Mutilla*): Entom. Carn.: 314. type locality: "Carnia" (Italy), syntypes unknown. – Distribution: Europe: I.
- taurica** Gistel, 1857 (*Mutilla*, nom. praeocc., non Radoszkowski, 1865): Achthundert und zwanzig: 41, ♀, type locality: "Tauria" (Ukraine, Crimea), syntypes unknown. – Distribution: Europe: U (Crimea). Probably belong to genus *Dasylabris*.
- westerhauseri** Gistel, 1857 (*Mutilla*): Achthundert und zwanzig: 46, ♀, type locality: "Sicilia" (Italy), syntypes unknown. – Distribution: Europe: I. Similar with *Mutilla pertyana* Gistel.

Genus *Myrmosa* Latreille, 1796

- muscifex** Gistel, 1857 (*Myrmosa*): Achthundert und zwanzig: 37, ♀, type locality: "Algarbia" (Portugal), syntypes unknown. – Distribution: Europe: P.
- psammodes** Gistel, 1857 (*Myrmosa*): Achthundert und zwanzig: 30, ♀, type locality: "Algarbia" (Portugal), syntypes unknown. – Distribution: Europe: P.

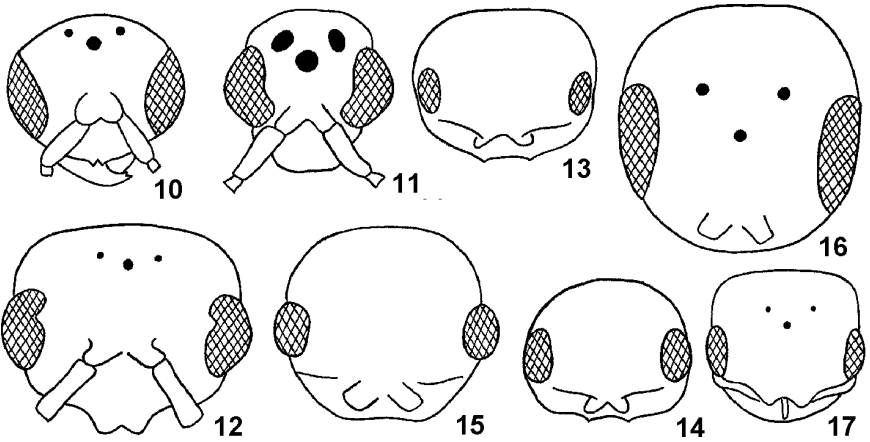
APPENDIX

KEY TO THE PALAEARCTIC SUBFAMILIES, TRIBES AND GENERA

KEY TO THE SUBFAMILIES

Males

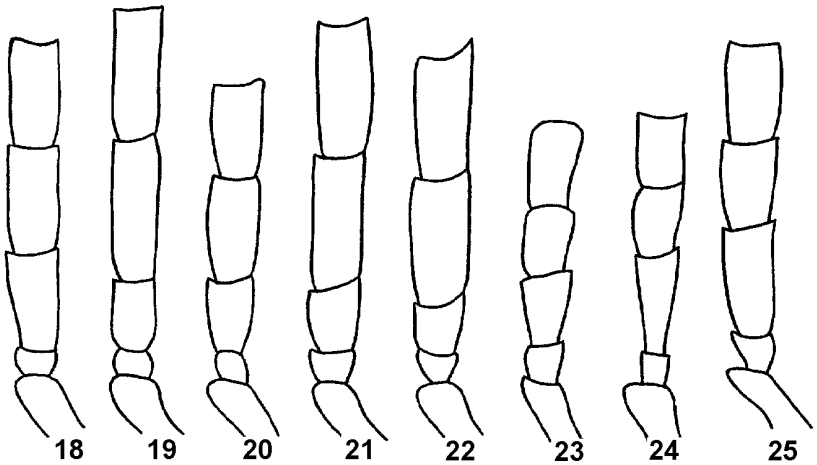
1. Apterous or subapterous forms V. **Myrmillinae**
 – Fully winged forms 2
2. Gastral segment 2 without felt lines on tergum or sternum. Eyes with setae, sometimes very short, visible under large magnification. Veins of forewing touch the wing apex 3
 – Gastral segment 2 with felt lines on tergum or sternum (Fig. 59), if without felt lines (tribe Ticoplina) than eyes haired. Eyes without setae. Veins of forewing not touch the wing apex 4
3. Hypopygium (sternum 8) with two or four lateral lobes or process. Gastral terga basally constricted I. **Myrmosinae**
 – Hypopygium (sternum 8) without lateral lobe or processus. Gastral terga basally not constricted II. **Kudakrumiinae**
4. Forewing and hindwing with anal lobe (Figs 37, 38). Claws with denticle (Fig. 67). One Palaearctic genus *Pseudophotopsis* (p. 23) III. **Pseudophotopsidinae**
 – Forewing and hindwing without anal lobe (Figs 35, 39, 41-44). Claws without denticle (Fig. 68) 5
5. Second radio-medial cell of forewing petiolate or absent (Fig. 43). Eyes haired IV. **Ticoplinae**
 – Second radio-medial cell of forewing not petiolate, always developed (Figs 39, 40). Eyes never haired 6
6. Inner eye margin without any notch (Figs 10, 11) 7
 – Inner eye margin with deep notch (Fig. 12), if sometimes notch not so deep (some Mutillini), than tegulae shortened 9
7. Gastral segment 1 not constricted posterad. Gonostyli curved down V. **Myrmillinae**
 – Gastral segment 1 usually constricted posterad. Gonostyli straight or curved up 8
8. Eyes hemispherical (as Fig. 15). Gonostyli strongly curved up. One Palaearctic genus *Cystomutilla* (p. 86) VII. **Sphaerophthalminae**
 – Eyes weakly convex, oval (Figs 10, 11). Gonostyli straight or slightly curved up apically VIII. **Dasylabrinae**
9. Postero-lateral scutellar angles produced into acute denticle or gastral segment 1 cylindrical IX. **Ephutinae**
 – Postero-lateral scutellar angles not produced into acute denticle. Gastral segment 1 wide or campanuliform, never cylindrical VI. **Mutillinae**



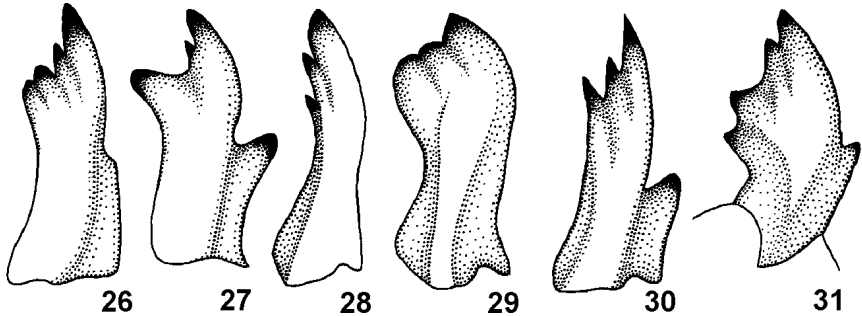
Figs 10-17. Head. 10 – *Dasylabris maura sungora*, ♂; 11 – *Tricholabiodes asiaticus*, ♂; 12 – *Mutilla europaea*, ♂; 13, 14 – *Myrmilla propodealis*, ♀ (13 – large specimen, 14 – small specimen); 15 – *Cystomutilla ruficeps*, ♀; 16 – *Pseudophotopsis kokpetica*, ♀; 17 – *Paramyrmosa myrmillicephala*, ♀. (From Lelej, 1985).

Females

1. Eyes haired, sometimes the setae rare and visible under large magnification 2
- Eyes not haired 4
2. Pronotum not movable, at most dorsally there is suture trace between pronotum and other mesosoma part (Fig. 48) **IV. Ticoplinae**
- Pronotum movable, dorsally distinctly separated from other mesosoma part (Figs 45, 46) 3
3. Ocelli present. Clypeus basally with medial tubercle or longitudinal carina **I. Myrmosinae**
- Ocelli absent. Clypeus basally without any medial tubercle or carina **II. Kudakrumiinae**
4. Claws with denticle (Fig. 66). Mesosoma dorsally with visible suture traces (Figs 47, 76). One Palaearctic genus *Pseudophotopsis* (p. 23) **III. Pseudophotopsidinae**
- Claws without denticle (Fig. 68). Mesosoma dorsally without visible suture traces (Figs 49-58) 5
5. Mesosoma with convex mesopleurae, mesothorax widest (Figs 52-58) ... 6
- Mesosoma with concave mesopleurae, mesothorax not widest (Figs 49-51) 8
6. Eyes hemispherical (Fig. 15). One Palaearctic genus *Cystomutilla* (p. 86) ... **VII. Sphaerophthalminae**
- Eyes flattened, oval (Fig. 69) 7

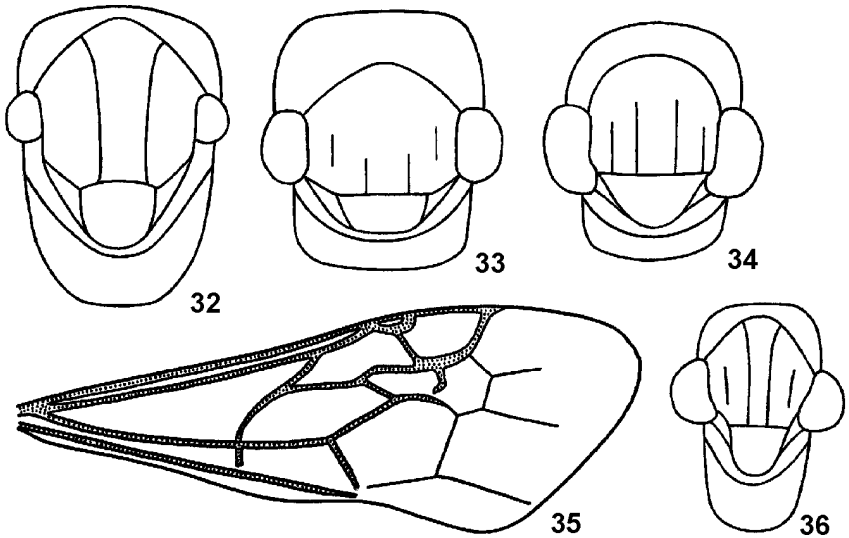


Figs 18-25. Pedicel and flagellomere 1-3 of antenna. 18 – *Tropidotilla litoralis*, ♂; 19 – *Ephutomma turcestanica*, ♂; 20 – *Promecilla primana*, ♂; 21 – *Nemka viduata*, ♂; 22 – *Ctenotilla caeca*, ♂; 23 – *E. angustata*, ♀; 24 – *N. viduata*, ♀; 25 – *Trogaspidia fedtschenkoi*, ♂. (From Lelej, 1985).



Figs 26-31. Male mandible. 26 – *Dasylabris maura sungora*, 27 – *D. regalis*, 28 – *Tropidotilla litoralis*, 29 – *Mutilla mikado*, 30 – *Nemka viduata*, 31 – *Dentilla persica*. (From Lelej, 1985).

7. Gastral segment 1 petiolate (but not cylindrical) (Fig. 56). Flagellomeres usually not shortened, flagellomere 2 is 1.5–2.0 times longer than pedicel VIII. **Dasylabrinae**
- Gastral segment 1 very wide or cylindrical (Figs 57, 58). Flagellomeres shortened, flagellomere 2 is equal in length to pedicel IX. **Ephutinae**
8. Mesopleural suture ends at mid spiracle tubercle. Usually head shape modified; head elongated behind the eyes and remarkably wider than pronotum (Fig. 77) V. **Myrmillinae**
- Mesopleural suture ends at anterior spiracle. Usually head shape not modified or head weakly wider than pronotum VI. **Mutillinae**



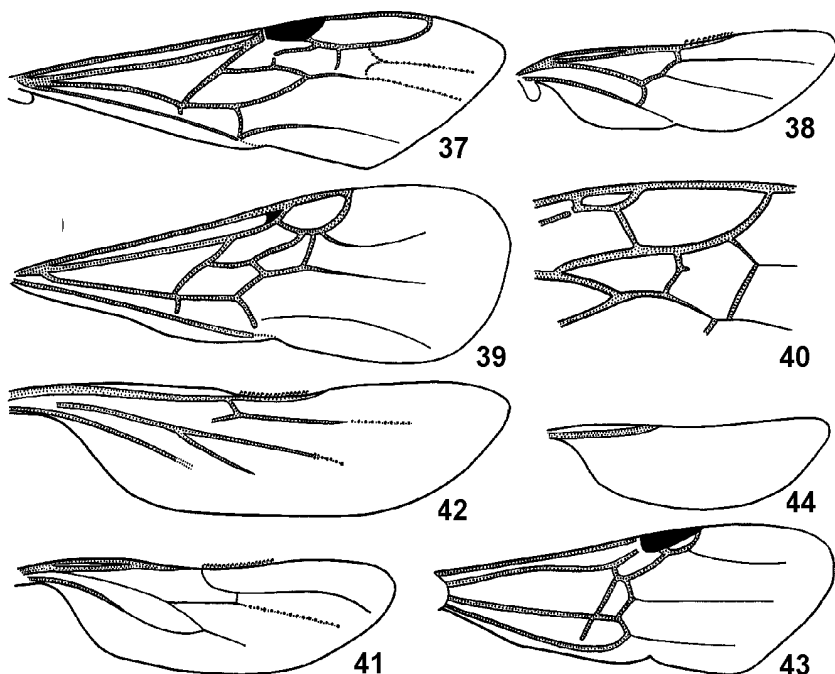
Figs 32-36. Mesosoma and forewing of male. 32 – *Tricholabiodes asiaticus*, 33 – *Dasylabris maura sungora*, 34 – *Tropidotilla litoralis*, 35 – *Physetopoda halensis*, 36 – *Nemka viduata*. (From Lelej, 1985).

KEY TO THE TRIBES AND GENERA

I. Subfamily MYRMOSINAE

Males

1. Gastral tergum 7 laterad without preapical tooth 2
- Gastral tergum 7 laterad with preapical tooth 4
2. Gastral tergum without longitudinal rounded fovea and rounded apically. Inner border of mandible with two preapical teeth, first tooth from base not enlarged. Gastral sternum basally without medial tubercle 5. *Paramyrmosa* (p. 21)
- Gastral tergum with longitudinal rounded fovea and more or less emarginated apically. Inner border of mandible with three preapical teeth, first tooth from base enlarged. Gastral sternum basally with medial tubercle 3
3. Legs black. Gastral terga black with rare black setae on posterior border 4. *Myrmosa* (p. 19)
- Legs except coxae red. Gastral terga 1–4 with ivory cuticular band and fringe of dense pale setae on posterior border 1. *Carinomyrmosa* (p. 17)
4. Hypopygium (sternum 8) with thin process between lateral process and medial lobe 3. *Krombeinella* (p. 17)
- Hypopygium (sternum 8) without process between lateral process and medial lobe 2. *Erimyrmosa* (p. 17)



Figs 37-44. Wing of male. 37, 38 – *Pseudophotopsis kokpetica*; 39 – *Dasylabris jacobsoni*; 40, 41 – *Nemka viduata*; 42 – *D. maura sungora*; 43, 44 – *Nanomutilla yoca*. 37, 39, 40, 43 – forewing; 38, 41, 42, 44 – hindwing. (Figs 37-42 from Lelej, 1985; 43, 44 from Nagy, 1970).

F e m a l e s (unknown for *Erimyrmosa*)

1. Eyes protruded of head outline. Pronotum elongated; anterior angles of gastral tergum 1 with carina (Fig. 45) 1. **Carinomyrmosa** (p. 17)
- Eyes not protruded or weakly protruded of head outline (Fig. 17). Pronotum not elongated. Anterior angles of gastral tergum 1 without carina 2
2. Flagellomere 3 angulate anterad. – Head behind the eyes elongated (Fig. 17). Pronotum wider than propodeum 5. **Paramyrmosa** (p. 21)
- Flagellomere 3 cylindrical 3
3. Head behind the eyes not elongated, convergent. Flagellomere 1 equal to flagellomere 2 or shorter than it. Gastral tergum 1 with brownish-red cuticular band 4. **Myrmosa** (p. 19)
- Head behind the eyes elongated. Flagellomere 1 slightly longer than flagellomere 2. Gastral tergum 1 usually with ivory cuticular band
- 3. **Krombeinella** (p. 17)

II. Subfamily KUDAKRUMIINAE

Males

1. Fossil. Radial cell of forewing wide and long, almost touch the wing apex 6. *Protomutilla* (p. 22)
- Recent. Radial cell of forewing narrower and shorter 7. *Pseudomyrmosa* (p. 22)

Females

1. Fossil. Hind mesosomal angles acute or dentate 6. *Protomutilla* (p. 22)
- Recent. Hind mesosomal angles rounded 7. *Pseudomyrmosa* (p. 22)

IV. Subfamily TICOPLINAE

Males

1. Eyes with conspicuous long hairs. Dorsal pronotum not separated from anterior declivity. Scutellum small. Gastral segment 2 without lateral felt lines. (Tribe **Ticoplini**) 9. *Nanomutilla* (p. 27)
- Eyes without conspicuous hairs. Dorsal pronotum carinately separated from anterior declivity. Scutellum large, acutely produced behind over the metanotum. Gastral segment 2 both on tergum and sternum with lateral felt line. (Tribe **Smicromyrmillini**) 10. *Smicromyrmilla* (p. 28)


Females

1. Eyes small, facets large, more spherical each. Anterior pronotal margin not abruptly nor carinately separated from the collar declivity. Gastral sternum 2 without lateral felt line. Pygidial area not defined. (Tribe **Ticoplini**) 9. *Nanomutilla* (p. 27)
- Eyes large, facets small, more flattened. Anterior pronotal margin abruptly and carinately separated from the collar declivity. Gastral sternum 2 with lateral felt line. Pygidial area defined as a polished stripe, sometimes carinated laterad. (Tribe **Smicromyrmillini**) 10. *Smicromyrmilla* (p. 28)

V. Subfamily MYRMILLINAE

Males (unknown for subgenus *Conjunctotilla* of *Odontotilla*)

1. Apteroous or subapterous forms 2
- Fully winged forms 4
2. Hind coxa ventrally with postero-lateral small sharp denticle. Propodeal lateral border (not face) more or less dentate. Gastral tergum 1 divided into distinct dorsal and anterior surfaces, dorsum with medial spot of pale pubescence 19. *Spilomutilla* (p. 40)
- Hind coxa ventrally without postero-lateral small sharp denticle. Propodeal lateral border not dentate. Gastral tergum 1 not divided into distinct dorsal and anterior surfaces, dorsum without medial spot of pale pubescence 3

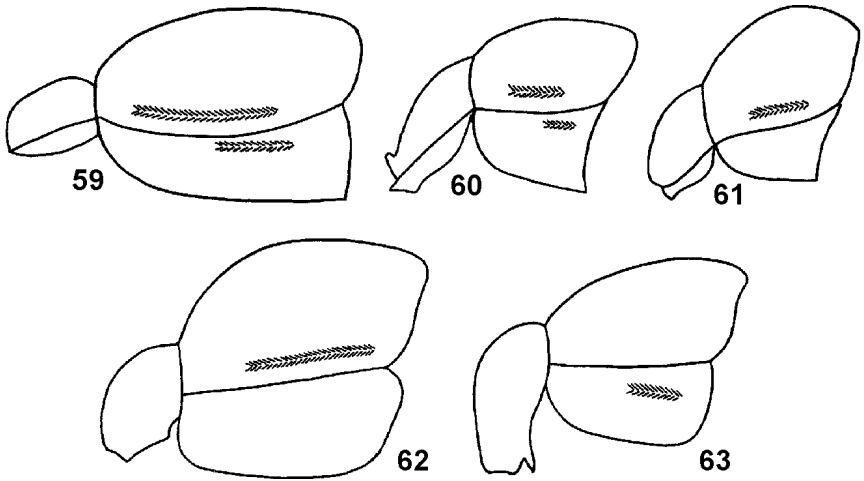


Figs 45-58. Mesosoma and gastral segment 1 of female (dorsal view). 45 – *Carinomyrmosa gussakovskiji*, 46 – *Pseudomyrmosa schlettereri*, 47 – *Pseudophotopsis kokpetica*, 48 – *Smicromyrmilla ariasi*, 49 – *Myrmilla calva*, 50 – *Mutilla saltensis*, 51 – *Timulla vagans* (Fabricius), 52 – *Rhopalomutilla* sp. 53 – *Pseudomethoca propinqua* (Cresson), 54 – *Dasymutilla occidentalis* (Linnaeus), 55 – *Dasylabroides* sp., 56 – *Dasylabris mongolica*, 57 – *Odontomutilla parvula* (Magretti), 58 – *Ephuta scrupea* (Say). (Figs 45-51, 53-58 from Lelej, 1985; 52 from Brothers, 1975).

3. Gastral tergum 2 basally without spots of pale pubescence 14. *Myrmilla* (p. 31)
 – Gastral tergum 2 basally with two pale spots, disposed transversally 12. *Blakeius* (p. 29)
4. Forewing with three radio-medial cells. Flagellomere 1 remarkably shorter than flagellomere 2 5
 – Forewing with two radio-medial cells. Flagellomere 1 equal to flagellomere 2 or weakly shorter than it 6
5. Eyes enlarged, remarkably protruding of head outline, the distance between eye and posterior eye border (dorsal view) much less than eye length. Gastral sternum 2 posterad not armed. Gastral sternum 8 (hypopygium) without tubercles. – Seven Afrotropical species [*Squamulotilla* Bischoff, 1920]
 – Eyes not enlarged, weakly protruding of head outline, the distance between eye and posterior eye border (dorsal view) more than eye length. Gastral sternum 2 posterad with transversal arcuate carina and weak medial longitudinal carina. Gastral sternum 8 (hypopygium) with two basal tubercles 18. *Sigilla* (p. 40)
6. Forewing with large preapical dark spot. – Gastral sternum 2 basally with strong longitudinal curved tooth 12. *Blakeius* (p. 29)
 – Forewing without large preapical dark spot, transparent or infuscated 7
7. Body strongly shiny, smooth. – Gastral sternum 2 longitudinally carinated (unknown for me) 13. *Liomutilla* (p. 31)
 – Body punctured, haired, less shiny 8
8. Eyes ovate, emarginated inside (unknown for me) 15. *Myrmotilla* (p. 39)
 – Eyes ovate, not emarginated inside 9
9. Gastral tergum 2 laterad longitudinally swollen. Gastral sternum 2 with extremely long carina protruding of posterior sternal border 17. *Platymyrmilla* (p. 39)
 – Gastral tergum 2 laterad not swollen. Gastral sternum 2 at most with short longitudinal medial carina 10
10. Mandible widened apically, inner border at most with weak basal tubercle 14. *Myrmilla* (p. 31)
 – Mandible acuminate apically, inner border with strong basal tubercle 11. *Bischoffitilla* gen. n. (p. 28, 126)

F e m a l e s

1. Gastral tergum 2 with one or two pale spots disposed transversally in basal half 2
 – Gastral tergum 2 without pale spots in basal half 4
2. Gastral tergum 2 with one large medial spot 3
 – Gastral tergum 2 with two pale spots disposed transversally in basal half 12. *Blakeius* (p. 29)



Figs 59-63. Felt lines of male gastral segment 2. 59 – *Pseudophotopsis kokpetica*, 60 – *Smicromyrme rufipes*, 61 – *Physetopoda halensis*, 62 – *Dasylabris maura sungora*, 63 – *Stenomutilla tetrazonia*. (From Lelej, 1985).

3. Gastral tergum 2 with ivory cuticular spot not covered by pale setae (unknown for me) 15. *Myrmotilla* (p. 39)
- Gastral tergum 2 with spot of pale pubescence 18. *Sigilla* (p. 40)
4. Gastral sternum 6 with one medial or two basal distinct tubercles. Mid coxa anterad with sharp tubercle 5
- Gastral sternum 6 without any tubercles. Mid coxa anterad without tubercle 6
5. Gastral sternum 6 with two basal distinct tubercles. Mandible widened apically, inner border without basal tubercle. Gastral tergum 1 dorsally with one medial spot or band of pale pubescence 19. *Spilomutilla* (p. 40)
- Gastral sternum 6 with one medial small tubercle. Mandible acuminate apically, inner border with basal lobe. Gastral tergum 1 dorsally with two spots of pale pubescence disposed transversally 16. *Odontotilla* (subg. *Conjunctotilla*) (p. 39)
6. Head rounded. Body smooth and shiny (unknown for me) 13. *Liomutilla* (p. 31)
- Head more or less quadrangulate. Body punctured and sculptured 7
7. Gastral tergum 2 laterad longitudinally swollen. Head width less than head length; head beneath concave with lateral longitudinal carina. Fore coxa apically with obtuse tubercle 17. *Platymyrmilla* (p. 39)
- Gastral tergum 2 laterad not swollen. Head width more than head length; head beneath weakly convex without lateral longitudinal carina. Fore coxa apically without tubercle 8

8. Mesosoma not dentate posterad nor laterad (Fig. 77). Mandible more or less widened apically. Gastral tergum 1 posterad with band of pale pubescence; gastral tergum 2 posterad with band of pale pubescence shallowly widened medially; gastral tergum 3 with band of pale pubescence. Flagellomere 1 two times longer than flagellomere 2 14. *Myrmilla* (p. 31)
- Mesosoma usually dentate posterad and laterad, if not dentate at all posterad (*B. afghanica*), than gastral tergum 2 with large spot of pale pubescence on posterior margin and gastral tergum 3 with such but smaller spot. Mandible acuminate apically. Gastral tergum 1 posterad with medial spot of pale pubescence; gastral tergum 2 posterad with band of pale pubescence shallowly widened medially; gastral tergum 3 black. Flagellomere 1 one time and half longer than flagellomere 2 11. *Bischoffitilla* **gen. n.** (p. 28, 126)

VI. Subfamily MUTILLINAE

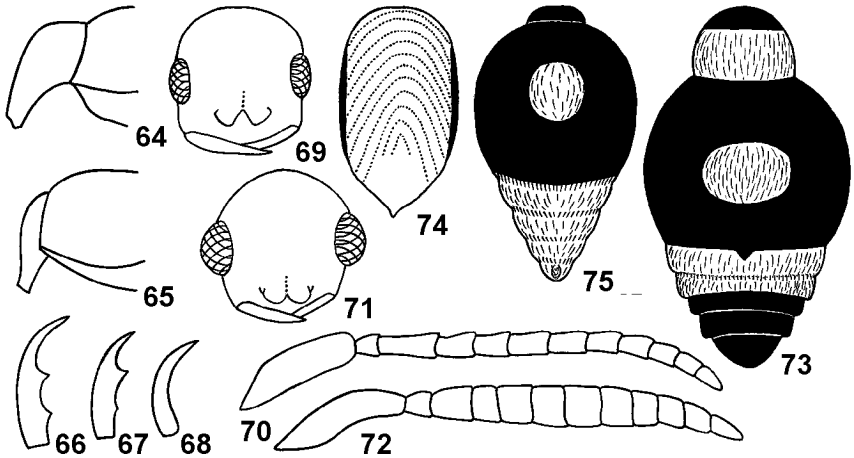
KEY TO THE TRIBES

M a l e s

1. Tegulae long, protruded beyond the scuto-scutellar suture (Fig. 34), if much shorter, than eye notch is weak. Mandible without basal tooth or with rounded lobe beneath (Figs 28, 29). Gastral segment 1 more or less transversal **Mutillini**
- Tegulae usually not protruded beyond scuto-scutellar suture (Fig. 36). Usually mandible with basal tooth or basal lobe beneath (Figs 30, 31). Gastral segment 1 different shape, but not transversal 2
2. Forewing: distance between origin of RS on vein SC and base of stigmatic cell almost 2 times stigmatic cell length or more than 2 times first abscissa RS length (Fig. 35). Flagellomere 1 is 1.5–2.0 times shorter than flagellomere 2 (Figs 19–21) **Smicromyrmini**
- Forewing: distance between origin of RS on vein SC and base of stigmatic cell more or less equal to stigmatic cell length or first abscissa RS length. Usually flagellomere 1 more or less equal to flagellomere 2 or longer than it (Fig. 25) 3
3. Penial valvae of genitalia symmetrical. Scutellum not gibbous, usually without median carina. Gastral sternum 8 (hypopygium) usually without a pair of strong lateral carinae **Peterseniini**
- Penial valvae of genitalia more or less asymmetrical (Figs 80, 81). Scutellum gibbous, usually with median longitudinal carina or narrow smooth line. Gastral sternum 8 usually with a pair of strong lateral carinae . . . **Trogaspidiini**

F e m a l e s

1. Gastral tergum 2 without basal spots of pale pubescence, if with two spots disposed transversally (genus *Macromyrme*), than head very large (almost the same width as gastral tergum 2), and gastral tergum 1 with medial spot of pale pubescence **Mutillini**



Figs 64-75. 64 – *Mutilla europaea*, ♀, gastral segment 1, lateral view; 65 – *Tropidotilla litoralis*, ♀, the same; 66 – *Pseudophotopsis brachythorax*, ♀, tarsal claw; 67 – *P. caspica*, ♂, the same; 68 – *Nemka viduata*, the same; 69, 70 – *Stenomutilla argentata*, ♀: 69 – head, 70 – antenna; 71-73 – *Orientilla vietnamica*, ♀: 71 – head, 72 – antenna, 73 – gaster; 74, 75 – *Nuristanilla kabakovi*, ♀: 74 – pygidial area, 75 – gaster. (From Lelej, 1985).

- Gastral tergum 2 usually with one, three or two basal pale spots disposed transversally, if without basal spots (*Promecilla*), than mesosoma remarkably convergented posterad and approximately two times longer its width 2
- 2. Gastral tergum 2 with one or three basal spots of pale pubescence disposed transversally, rare with basal band of pale pubescence (some *Dentilla*), if without basal spots of pale pubescence (genus *Promecilla*), than mesosoma remarkably convergented posterad and approximately two times as long as wide **Smicromyrmini**
- Gastral tergum 2 with two basal spots of pale pubescence disposed transversally 3
- 3. Mesosoma broadest in pronotum or pronotal and propodeal width equal. Pygidial area usually weakly developed **Peterseniidiini**
- Mesosoma definitely broadest in propodeum. Pygidial area usually well developed **Trogaspidiini**

Tribe MUTILLINI

(except *Spinulotilla*)

M a l e s (unknown for *Macromyrme* and *Nanomyrme*)

- 1. Gastral terga 2 and 3 with band or spots of pale pubescence 2
- Gastral terga 2 and 3 without band or spots of pale pubescence, at most with fringe of pale setae on posterior margin 3

2. Band of pale pubescence on gastral tergum 2 with medial emargination or divided medially into two spots. Gastral terga with blue or violet lustre. Mandible tridentate 22. *Mutilla* (p. 42)
- Band of pale pubescence on gastral tergum 2 with two emargination or divided into three spots. Gastral terga without blue or violet lustre. Mandible bidentate 24. *Ronisia* (p. 45)
3. Gastral terga 4–6 with medial longitudinal carina. Gastral sternum 8 (hypopygium) with lateral basal tubercle and deep shining fovea surrounded laterally by tuft of setae. Flagellomere 2 more than two times longer than flagellomere 1 (Fig. 22) 20. *Ctenotilla* (p. 41)
- Gastral terga 4–6 without medial longitudinal carina. Gastral sternum 8 (hypopygium) with medial carina or tubercle. Flagellomere 2 slightly longer than flagellomere 1 (Fig. 18) 26. *Tropidotilla* (p. 48)

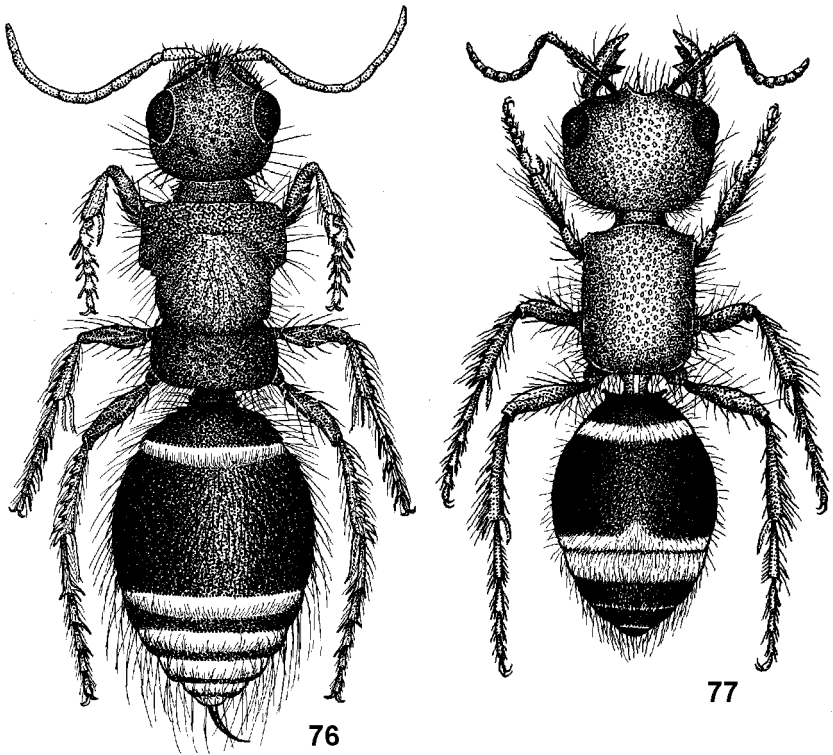
F e m a l e s

1. Gastral tergum 2 with two basal spots of pale pubescence disposed transversally. Head very large, almost the same width as gastral tergum 2 21. *Macromyrme* (p. 41)
- Gastral tergum 2 without basal spots of pale pubescence. Head width remarkably less than gastral tergum 2 2
2. Mesosoma dentate posterad. 20. *Ctenotilla* (p. 41)
- Mesosoma not dentate posterad. 3
3. Flagellomere 1 equal to pedicel length. Scutellar scale developed. Length of body no more than 4 mm 23. *Nanomyrme* (p. 45)
- Flagellomere 1 much longer than pedicel. Scutellar scale absent. Length of body 7–26 mm 4
4. Gastral segment 1 not transversal, without distinct dorsal and anterior surfaces (Fig. 65) 26. *Tropidotilla* (p. 48)
- Gastral segment 1 transversal, with distinct dorsal and anterior surfaces (Fig. 64) 5
5. Gastral tergum 6 without pygidial area. Band of pale pubescence on gastral tergum 2 with medial emargination or divided into two spots. Mandible tridentate 22. *Mutilla* (p. 42)
- Gastral tergum 6 with pygidial area. Band of pale pubescence on gastral tergum 2 with two emargination or divided into three spots. Mandible bidentate 24. *Ronisia* (p. 45)

Tribe SMICROMYRMINI

M a l e s (unknown for *Nuristanilla*)

1. Gastral sternum 2 with short lateral felt lines, sometimes reduced to a few small punctures (Fig. 60) 2
- Gastral sternum 2 without any trace of lateral felt lines (Fig. 61) 7
2. Mandible strongly widened to apex (Fig. 31) 28. *Dentilla* (p. 51)
- Mandible not widened to apex (Fig. 30) 3



Figs 76, 77. Females of Mutillidae. 76 – *Pseudophotopsis komarovii*, ♀; 77 – *Myrmilla caucasica*, ♀. (From Lelej, 1985).

3. Genital volsella with basal external lobe and long narrow cuspis; basivolsella with very long setae 4
- Genital volsella without basal external lobe and long narrow cuspis; basivolsella with short setae or without setae 6
4. Mandible bidentate at apex 30. *Mickelomyrme* (p. 54)
- Mandible tridentate at apex 5
5. Mesopleurae beneath with one or two pairs of precoxal denticles or tubercles. Gastral tergal bands of pale pubescence well developed . . 31. *Nemka* (p. 54)
- Mesopleurae beneath not tuberculate. Gastral tergal bands of pale pubescence weak 36. *Skorikovia* (p. 63)
6. Length of flagellomere 1 is 0.5–0.6 times of its maximal width, and 0.3–0.4 times of flagellomere 2. Tegulae protruding beyond scuto-scutellar suture for 1/5–1/4 of its length 35. *Sinotilla* (p. 63)

- Length of flagellomere 1 is equal to its maximal width, and 0.6 times of flagellomere 2 (as in Fig. 21). Tegulae not protruding or at most scarcely protruding beyond scuto-scutellar suture 37. *Smicromyrme* (p. 64)
- 7. Mandible strongly widened to apex, preapical inner teeth is equal to apical one or larger than it 8
- Mandible narrowed to apex, preapical inner teeth remarkably smaller than apical one 9
- 8. Mandible not excised beneath, without tooth or lobe near the base (Fig. 2). Flagellomere 1 is 0.7 times as long as its maximal width (Fig. 5) 27. *Andreimyrme* (p. 50)
- Mandible excised beneath, with large lobe near the base. Flagellomere 1 is 1.5–1.6 times as long as its maximal width (Fig. 19) 29. *Ephutomma* (p. 52)
- 9. Mandibular lobe near the base beneath rounded, mandible usually not excised beneath. Thickened basivolsellar setae remarkably not reaching the apex of gonostylus. At least basal gastral segments yellowish–red. 34. *Promecilla* (p. 63)
- Mandible deeply excised beneath, with large tooth near the base. Thickened basivolsellar setae remarkably much protruding beyond the apex of gonostylus (in *scutellaris* species-group not longer than volsellar cuspis). Gaster black 33. *Physetopoda* (57)

F e m a l e s

- 1. Gaster tergum 6 convex, without distinct pygidial area, with glabrous shining area widened posterad, not carinated laterally 2
- Gaster tergum 6 with distinct pygidial area, carinated laterally, pygidial area longitudinally striate, granulous or with glabrous shining apical part (Fig. 74), or entirely glabrous, shiny 3
- 2. Scutellar scale absent. – Mesosoma remarkably convergent posterad and approximately two times as long as its width 34. *Promecilla* (p. 63)
- Scutellar scale weak, but distinct. – Gaster tergum 6 with glabrous shining medial part, sharply narrowed basally, basolaterally with tuft of dense pale setae 35. *Sinotilla* (p. 63)
- 3. Gaster tergum 2 with central yellowish cuticular spot, without spots of pale pubescence (Fig. 75) 32. *Nuristanilla* (p. 57)
- Gaster tergum 2 without pale cuticular spot, with one or three basal spots of pale pubescence, rare (some *Dentilla*) with basal band of pale pubescence 4
- 4. Scutellar scale absent. Mandible wide, tridentate apically (Fig. 7). 27. *Andreimyrme* (p. 50)
- Scutellar scale more or less developed. Mandible narrow acuminate, at most weakly bidentate apically 5
- 5. Pronotum with protruding humeral part, distinctly wider than propodeum 28. *Dentilla* (p. 51)
- Pronotum without protruding humeral part, usually narrower or at most scarcely wider than propodeum 6

6. Pygidial area narrowed basally and closed laterally, with long setae. Scutellar scale well developed, nail-like 33. *Physetopoda* (p. 57)
- Pygidial area with more or less parallel lateral sides or widened basally. Scutellar scale less developed 7
7. Minimal distance between eyes is 1.1–1.3 times more than longitudinal eye diameter. 29. *Ephutomma* (p. 52)
- Minimal distance between eyes is 1.6–1.8 times more than longitudinal eye diameter 8
8. Pygidial area short-oval 31. *Nemka* (p. 54)
- Pygidial area elongated, with parallel sides, or widened basally 9
9. Gastral tergum 2 with three basal spots of pale pubescence disposed in horizontal line and with at most median apical patch of pale pubescence. Scutellar scale more than 2 times as wide as long 30. *Mickelomyrme* (p. 54)
- Gastral tergum 2 with one basal medial spot of pale pubescence, if lateral pale spots present, than disposed behind of median one, and with apical band or fringe of pale pubescence. Scutellar scale usually slightly wider than its length 10
10. Basal medial spot of pale pubescence on gastral tergum 2 not enlarged: distance between spot and band of pale pubescence of tergum more than spot diameter 37. *Smicromyrme* (p. 64)
- Basal medial spot of pale pubescence on gastral tergum 2 enlarged, distance between spot and band of tergum equal to spot diameter or less than it 36. *Skorikovia* (p. 63)

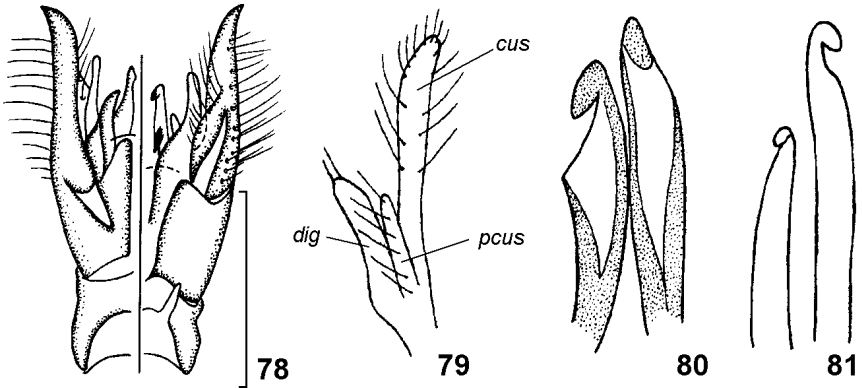
Tribe Peterseniini

Males

1. Mandible excised beneath with large basal tooth. – Volsella of genitalia without paracuspis, at most with weak setose tubercle on the emargination between cuspis and digitus 39. *Orientidia* (p. 80)
- Mandible beneath without large basal tooth, or at most with small basal lobe 2
2. Antennal segment 1 beneath with one strong carina. Antennal segment 3 is 1.1 times as long as its apical width. Volsella cuspis very long, almost touching the gonostylus apex, with small paracuspis (as in Fig. 79). Tegulae long, protruding behind axillae 40. *Taiwanomyrme* (p. 81)
- Antennal segment 1 beneath bicarinate; antennal segment 3 more than 1.5 times as long as its apical width. Volsellar cuspis much shorter. Tegulae short, touching scuto-scutellar suture only 38. *Artiotilla* (p. 80)

Females (except *Taiwanomyrme*)

1. Flagellomere 1 is 1.8 times as long as its maximal width, and 1.8 times longer than flagellomere 2. Anterior part of clypeus strongly bidentate 38. *Artiotilla* (p. 80)
- Flagellomere 1 as long as its maximal width or slightly shorter, and 1.1–1.3 times as long as flagellomere 2. Anterior part of clypeus not dentate 39. *Orientidia* (p. 80)



Figs 78-81. Male genitalia. 78 – *Bischoffitilla exilipunctata*, ventral aspect at right, dorsal at left (scale line = 1 mm); 79 – *Krombeinidia peterseni* Lelej, volsella (*cus* – cuspis, *dig* – digitus, *pcus* – paracuspis); 80 – *Protrogaspidia volatilis* (Smith), penial valvae, ventral aspect; 81 – *Nonveilleridia bataviana* (André), the same. (Fig. 78 from Lelej et al., 2001; 79-81 from Lelej, 1996c).

Tribe Trogaspidiini

Males

1. Mandible not excised beneath, at most with weak basal tubercle. – Penial valvae strongly modified, left one (dorsal aspect) with two long hooks. Scutellum strongly conical 45. *Radoszkowskius* (p. 82)
 - Mandible excised beneath, with large basal tooth or lobe 2
2. Scutellum slightly convex, without strong carina, at most with median smooth line. Volsella of genitalia without paracuspis 3
 - Scutellum distinctly gibbous, with more or less defined median longitudinal carina. Volsella of genitalia with developed paracuspis (Fig. 79) 4
3. Scutellum with medial glabrous line. Volsellar cuspis narrow stick-like; penial valvae rather long, distinctly differ each other . 44. *Neotrogaspidia* (p. 82)
 - Scutellum simple, punctured throughout. Volsellar cuspis wide foliaceous; penial valvae very short, weakly differ each other . . . 42. *Glossotilla* (p. 81)
4. Inner border of mandible with basal denticle. Propodeum dorsally with lateral and sublateral longitudinal carinae. Volsellar paracuspis much longer than cuspis 43. *Lobotilla* (p. 81)
 - Inner border of mandible without basal denticle. Propodeum dorsally without distinct lateral and sublateral longitudinal carinae. Volsellar paracuspis much shorter than cuspis (as in Fig. 79) 5
5. Hind coxae beneath conspicuously flattened, clothed with very short erect dense pale pubescence. Digitus small, stick-like. Antennal segment 3 more or less flattened 41. *Eotrogaspidia* (p. 81)

- Hind coxae beneath convex, clothed with sparse pale pubescence. Digitus more or less developed. Antennal segment 3 not flattened
- 46. *Trogaspidia* (p. 83)

F e m a l e s

1. Pygidial area irregularly rugose throughout
- 45. *Radoszkowskius* (p. 82)
- Pygidial area longitudinally striate or irregularly rugose in basal half and smooth, granulate or transversally striate apically 2
2. Inner margin of mandible with distinct basal denticle
- 42. *Glossotilla* (p. 81)
- Inner margin of mandible without distinct basal denticle, at most with indefinite tubercle 3
3. Gastral sternum 6 laterad with subapical lobe except apical one
- 43. *Lobotilla* (p. 81)
- Gastral sternum 6 laterad with apical lobe only 4
4. Pygidial area longitudinally striate, at most apical part microgranulate or smooth 46. *Trogaspidia* (p. 83)
- Pygidial area irregularly rugose in basal half and smooth apically 5
5. Gastral tergum 2 with large spots of pale pubescence: the distance between spots is 0.3 times of spot diameter 41. *Eotrogaspidia* (p. 81)
- Gastral sternum 2 with small or feebly visible spots of pale pubescence: the distance between spots is 1.0–2.0 times of spot diameters
- 44. *Neotrogaspidia* (p. 82)

VIII. Subfamily DASYLABRINAE

M a l e s

1. Eyes enlarged, remarkably protruding of head outline (Fig. 11). Tegulae very small (Fig. 32), not punctured; body pale-colored. – Nocturnal
- 52. *Tricholabiodes* (p. 104)
- Eyes usual not (or scarcely) protruding of head outline (Fig. 10). Tegulae larger (Fig. 33), punctured, at least inside; body dark-colored 2
2. Felt lines disposed on gastral tergum 2 and gastral sternum 2. Head with strong longitudinal carina between antennal tubercles. Gastral sternum 6 with two medial closed tubercles 49. *Jaxartilla* (p. 100)
- Felt lines disposed on gastral tergum 2 or gastral sternum 2 (Figs 62, 63). Head without strong longitudinal carina between antennal tubercles. Gastral sternum 6 without two medial closed tubercles 3
3. Felt lines disposed on gastral tergum 2 (Fig. 62) 48. *Dasylabris* (p. 87)
- Felt lines disposed on gastral sternum 2 (Fig. 63) 4
4. Scutellum with lateral carinae. Leg spurs whitish or yellowish. Gonostyli with short inner setae 50. *Orientilla* (p. 101)
- Scutellum without lateral carinae. Leg spurs black. Gonostyli with long inner setae 51. *Stenomutilla* (p. 101)

F e m a l e s (unknown for *Jaxartilla*)

1. Felt lines disposed on gastral sternum 2 (as in Fig. 63) 2
- Felt lines disposed on gastral tergum 2 (as in Fig. 62) 3
2. Eyes scarcely protruding of head outline (Fig. 69). Flagellomeres longer than its width (Fig. 71) 51. *Stenomutilla* (p. 101)
- Eyes remarkably protruding of head outline (Fig. 71). Flagellomeres shorter than its width (Fig. 72) 50. *Orientilla* (p. 101)
3. Gastral segment 1 constricted posterad (Fig. 56). Frons anterad without medial process 48. *Dasylabris* (p. 87)
- Gastral segment 1 not constricted posterad. Frons anterad with medial process 52. *Tricholabiodes* (p. 104)

IX. Subfamily EPHUTINAE**Tribe ODONTOMUTILLINI**

M a l e s

1. Propodeum with postero-lateral angles angulate or produced into a prominent tooth. Length of body: 10–16 mm 53. *Odontomutilla* (p. 106)
- Propodeum with postero-lateral angles rounded. Length of body: 6.3–9.3 mm 54. *Yamanetilla* (p. 106)

F e m a l e s

1. Gastral tergum 2 with large deep antero-lateral pubescent fovea. Length of body: 8–18 mm 53. *Odontomutilla* (p. 106)
- Gastral tergum 2 without antero-lateral pubescent fovea. Length of body: 6–7.2 mm 54. *Yamanetilla* (p. 106)

DESCRIPTION OF A NEW GENUS**11. Genus *Bischoffitilla* Lelej, gen. n.**

Type species: *Squamulotilla exilipunctata* Chen, 1957.

DIAGNOSIS. M a l e. Mandible not widened apically, inner border with two small preapical denticles and larger basal one. Length of flagellomere 1 almost equal to flagellomere 2. Gastral sternum 2 usually with highly elevated median carina. Gastral sternum 8 (hypopygium) not membranous laterally, with medial carina (tubercle) or lateral carinae (tubercles). Genitalia – Fig. 78.

F e m a l e. Mesosoma abruptly slopping posteriorly, upper margin usually serrate or dentate, rarely with only an acute median tubercle, or if not dentate at all (*B. afghanica*), than gastral tergum 2 with large spot of pale pubescence on posterior margin and gastral tergum 3 with such but smaller medial spot. Smooth shiny medial part of gastral tergum 6 not touch the base (tergum densely punctured laterally and basally), nor carinated laterally, covered by pale setae. Gastral

tergum 1 posterad with medial spot of pale pubescence; gastral tergum 2 posterad with band of pale pubescence shallowly widened medially; gastral tergum 3 black.

SPECIES INCLUDED. Besides the type species which is known in both sexes I include in this genus six Palaearctic species (see p. 28), and 61 Oriental species (all are **new combinations**): *Bischoffitilla acasta* (Cameron, 1902), *B. aesyca* (Cameron, 1902), *B. arundinacea* (Pagden, 1934), *B. aspera* (Cameron, 1900), *B. aversa* (Nurse, 1903), *B. brachynota* (Chen, 1957), *B. byblis* (Mickel, 1934), *B. calliopeia* (Mickel, 1935), *B. cardea* (Mickel 1935), *B. carinulifera* (André, 1908), *B. chypealis* (Mickel, 1935), *B. concava* (Mickel, 1934), *B. denticollis* (Motschulsky, 1863), *B. deserta* (Smith, 1879), *B. dictynna* (Mickel, 1934), *B. disjuncta* (Mickel, 1934), *B. duplisquamata* (Chen, 1957), *B. eminula* (Mickel, 1934), *B. erdae* (Zavattari, 1913), *B. ernesti* (Cameron, 1898), *B. facilis* (Smith, 1860), *B. formosana* (Zavattari, 1913), *B. fucosa* (Mickel, 1934), *B. galatea* (Mickel, 1934), *B. imparilis* (Mickel, 1934), *B. indecora* (Cameron, 1898), *B. indocila* (Cameron, 1900), *B. kohli* (Magretti, 1892), *B. koxiana* (Chen, 1957), *B. lamellata* (Mickel, 1933), *B. lethargia* (Cameron, 1900), *B. lunarifasciata* (André, 1894), *B. malica* (Zavattari, 1913), *B. mammalifera* (Chen, 1957), *B. maximinae* (Magretti, 1892), *B. mickeli* (Chen, 1957), *B. muiri* (Mickel, 1935), *B. multidentata* (André, 1897), *B. oblectabilis* (Mickel, 1934), *B. ocypte* (Mickel, 1934), *B. opipara* (Zavattari, 1913), *B. palaca* (Cameron, 1902), *B. perakensis* (Pagden, 1934), *B. persuasa* (Cameron, 1900), *B. perversa* (Cameron, 1897), *B. puerilis* (Cameron, 1897), *B. roxane* (Mickel, 1934), *B. saffica* (Zavattari, 1913), *B. sauteri lingnani* (Mickel, 1933), *B. s. sauteri* (Zavattari, 1913), *B. selangorensis* (Pagden, 1934), *B. serratula* (Cameron, 1892), *B. subdebilis* (Mickel, 1934), *B. subtriangularis* (Mickel, 1934), *B. sulpicilla* (Mickel, 1934), *B. teuta vicinaria* (Mickel, 1934), *B. t. teuta* (Mickel, 1934), *B. trifida* (Chen, 1957), *B. trituberculata* (Mickel, 1933), *B. tuberosterna* (Chen, 1957), *B. tumidula* (Mickel, 1933), *B. umbrosa* (Mickel, 1934), *B. venatrix* (Mickel, 1935).

DISCUSSION. The genus *Squamulotilla* Bischoff, 1920 (type species *Squamulotilla denticollis* Bischoff, 1920, male, North Cameroon, Nigeria) includes seven Afrotropical species which are known from males only. True females of *Squamulotilla* are probably described in the Afrotropical genus *Clinotilla* Arnold, 1956 (males still unknown) (Nonveiller, 1995b). True males of *Squamulotilla* (type species examined) belongs to quite distinct group of Myrmillinae which has forewing with three radio-medial cells (see key above, p. 116). I propose here the Palaearctic and Oriental species of *Squamulotilla* replace to the new genus *Bischoffitilla*. The differences of new genus from related ones are given in the key above.

ETYMOLOGY. The name of this genus dedicated to Hans Bischoff, who described many mutillid genera from Africa including confusing *Squamulotilla*.

SUMMARY

NEW TAXONOMIC CHANGES

New genus

Bischoffitilla Lelej, **gen. n.** (type species: *Squamulotilla exilipunctata* Chen, 1957).

New name

Myrmotilla lucasiella Lelej, **nom. n.** for *Mutilla lucasi* Sichel et Rafoszkowski, 1870.

New combinations

- Bischoffitilla acasta* (Cameron, 1902), **comb. n.** (*Mutilla*).
Bischoffitilla aesyca (Cameron, 1902), **comb. n.** (*Mutilla*).
Bischoffitilla afghanica (Lelej, 1980), **comb. n.** (*Myrmilla*).
Bischoffitilla ardescens (Smith, 1873), **comb. n.** (*Mutilla*).
Bischoffitilla arundinacea (Pagden, 1934), **comb. n.** (*Squamulotilla*).
Bischoffitilla aspera (Cameron, 1900), **comb. n.** (*Mutilla*).
Bischoffitilla aversa (Nurse, 1903), **comb. n.** (*Mutilla*).
Bischoffitilla bidentata (Tsuneki, 1972), **comb. n.** (*Squamulotilla*).
Bischoffitilla brachynota (Chen, 1957), **comb. n.** (*Squamulotilla*).
Bischoffitilla byblis (Mickel, 1934), **comb. n.** (*Squamulotilla*).
Bischoffitilla calliopeia (Mickel, 1935), **comb. n.** (*Squamulotilla*).
Bischoffitilla cardea (Mickel 1935), **comb. n.** (*Squamulotilla*).
Bischoffitilla carinulifera (André, 1908), **comb. n.** (*Mutilla*).
Bischoffitilla clypealis (Mickel, 1935), **comb. n.** (*Squamulotilla*).
Bischoffitilla concava (Mickel, 1934), **comb. n.** (*Squamulotilla*).
Bischoffitilla denticollis (Motschulsky, 1863), **comb. n.** (*Mutilla*).
Bischoffitilla deserta (Smith, 1879), **comb. n.** (*Mutilla*).
Bischoffitilla dictynna (Mickel, 1934), **comb. n.** (*Squamulotilla*).
Bischoffitilla disjuncta (Mickel, 1934), **comb. n.** (*Squamulotilla*).
Bischoffitilla duplisquamata (Chen, 1957), **comb. n.** (*Squamulotilla*).
Bischoffitilla eminula (Mickel, 1934), **comb. n.** (*Squamulotilla*).
Bischoffitilla erdae (Zavattari, 1913), **comb. n.** (*Mutilla*).
Bischoffitilla ernesti (Cameron, 1898), **comb. n.** (*Mutilla*).
Bischoffitilla exilipunctata (Chen, 1957), **comb. n.** (*Squamulotilla*).
Bischoffitilla facilis (Smith, 1860), **comb. n.** (*Mutilla*).
Bischoffitilla formosana (Zavattari, 1913), **comb. n.** (*Myrmilla*).
Bischoffitilla fucosa (Mickel, 1934), **comb. n.** (*Squamulotilla*).
Bischoffitilla galatea (Mickel, 1934), **comb. n.** (*Squamulotilla*).
Bischoffitilla imparilis (Mickel, 1934), **comb. n.** (*Squamulotilla*).

- Bischoffitilla indecora* (Cameron, 1898), **comb. n.** (*Mutilla*).
Bischoffitilla indocila (Cameron, 1900), **comb. n.** (*Mutilla*).
Bischoffitilla kohli (Magretti, 1892), **comb. n.** (*Mutilla*).
Bischoffitilla koxiana (Chen, 1957), **comb. n.** (*Squamulotilla*).
Bischoffitilla lamellata (Mickel, 1933), **comb. n.** (*Squamulotilla*).
Bischoffitilla lethargia (Cameron, 1900), **comb. n.** (*Mutilla*).
Bischoffitilla lunarifasciata (André, 1894), **comb. n.** (*Mutilla*).
Bischoffitilla malica (Zavattari, 1913), **comb. n.** (*Mutilla*).
Bischoffitilla mammalifera (Chen, 1957), **comb. n.** (*Squamulotilla*).
Bischoffitilla maximinae (Magretti, 1892), **comb. n.** (*Mutilla*).
Bischoffitilla mickeli (Chen, 1957), **comb. n.** (*Squamulotilla*).
Bischoffitilla muiri (Mickel, 1935), **comb. n.** (*Squamulotilla*).
Bischoffitilla multidentata (André, 1897), **comb. n.** (*Mutilla*).
Bischoffitilla oblectabilis (Mickel, 1934), **comb. n.** (*Squamulotilla*).
Bischoffitilla ocyrote (Mickel, 1934), **comb. n.** (*Squamulotilla*).
Bischoffitilla opipara (Zavattari, 1913), **comb. n.** (*Mutilla*).
Bischoffitilla palaca (Cameron, 1902), **comb. n.** (*Mutilla*).
Bischoffitilla perakensis (Pagden, 1934), **comb. n.** (*Squamulotilla*).
Bischoffitilla persuasa (Cameron, 1900), **comb. n.** (*Mutilla*).
Bischoffitilla perversa (Cameron, 1897), **comb. n.** (*Mutilla*).
Bischoffitilla puerilis (Cameron, 1897), **comb. n.** (*Mutilla*).
Bischoffitilla pungens (Smith, 1873), **comb. n.** (*Mutilla*).
Bischoffitilla roxane (Mickel, 1934), **comb. n.** (*Squamulotilla*).
Bischoffitilla saffica (Zavattari, 1913), **comb. n.** (*Mutilla*).
Bischoffitilla sauteri lingnani (Mickel, 1933), **comb. n.** (*Squamulotilla*).
Bischoffitilla sauteri sauteri (Zavattari, 1913), **comb. n.** (*Mutilla*).
Bischoffitilla selangorensis (Pagden, 1934), **comb. n.** (*Squamulotilla*).
Bischoffitilla serratula (Cameron, 1892), **comb. n.** (*Mutilla*).
Bischoffitilla strangulata (Smith, 1879), **comb. n.** (*Mutilla*).
Bischoffitilla subdebilis (Mickel, 1934), **comb. n.** (*Squamulotilla*).
Bischoffitilla subtriangularis (Mickel, 1934), **comb. n.** (*Squamulotilla*).
Bischoffitilla sulphicilla (Mickel, 1934), **comb. n.** (*Squamulotilla*).
Bischoffitilla teuta teuta (Mickel, 1934), **comb. n.** (*Squamulotilla*).
Bischoffitilla teuta vicinaria (Mickel, 1934), **comb. n.** (*Squamulotilla*).
Bischoffitilla trifida (Chen, 1957), **comb. n.** (*Squamulotilla*).
Bischoffitilla trituberculata (Mickel, 1933), **comb. n.** (*Squamulotilla*).
Bischoffitilla tuberosterna (Chen, 1957), **comb. n.** (*Squamulotilla*).
Bischoffitilla tumidula (Mickel, 1933), **comb. n.** (*Squamulotilla*).
Bischoffitilla umbrosa (Mickel, 1934), **comb. n.** (*Squamulotilla*).
Bischoffitilla unidentata (Tsuneki, 1972), **comb. n.** (*Squamulotilla*).
Bischoffitilla venatrix (Mickel, 1935), **comb. n.** (*Squamulotilla*).

Lectotype designation

Myrmilla anopla Skorikov, 1935.

Myrmilla praetermissa Skorikov, 1935.

Smicromyrme viduata var. *andalusiana* Skorikov, 1935.

Dasylabris mauroopsis var. *canonota* Skorikov, 1935.

Dasylabris exarenaria var. *algira* Skorikov, 1935.

New synonymy

Myrmosa atra Panzer, 1801 = *Myrmosa melanocephala* f. *rufomaculata* Hoffer, 1938, **syn. n.**

Pseudophotopsis caucasica (Radoszkowski, 1885) = *Mutilla causicola* Dalla Torre, 1897, **syn. n.**

Myrmilla calva (Villers, 1789) = *Myrmilla calva* var. *andalusiana* Skorikov, 1935, **syn. n.**; = *M. calva* f. *seminigra* Hoffer, 1938, **syn. n.**; = *M. calva* f. *perparvula* Invrea, 1958, **syn. n.**

Mutilla europaea Linnaeus, 1758 = *Mutilla europaea* f. *rufula* Hoffer, 1938, **syn. n.**; = *M. europaea* f. *nigrescens* Hoffer, 1938, **syn. n.**; = *M. europaea* f. *ruficeps* Hoffer, 1938, **syn. n.**

Nemka viduata bartholomaei (Radoszkowski, 1865) = *Mutilla bareyi* Radoszkowski, 1893, **syn. n.**

Physetopoda daghestanica (Radoszkowski, 1885) = *Smicromyrme montana* f. *moravica* Hoffer, 1936, **syn. n.**; = *S. variabilis* f. *maculata* Hoffer, 1938, **syn. n.**; = *S. variabilis* f. *lineata* Hoffer, 1938, **syn. n.**; = *S. variabilis* f. *obenbergeri* Hoffer, 1938, **syn. n.**

Physetopoda halensis (Fabricius, 1787) = *Smicromyrme montana* f. *susterae* Hoffer, 1936, **syn. n.**

Physetopoda oratoria (Chen, 1957) = *Smicromyrme oratoria vaticina* Chen, 1957, **syn. n.**; = *S. oratoria miscisis* Chen, 1957, **syn. n.**; = *Glossotilla rectangularis* Chen, 1957, **syn. n.**; = *S. eoa* Lelej, 1977, **syn. n.**

Physetopoda scutellaris (Latreille, 1792) = *Smicromyrme subcomata* f. *nigricollis* Hoffer, 1936, **syn. n.**

Skorikovia elongata (Radoszkowski, 1885) = *Mutilla elongata* var. *pura* André, 1901, **syn. n.**

Smicromyrme lewisi Mickel, 1935 = *Smicromyrme momidziyama* Tsuneki, 1972, **syn. n.**

Smicromyrme rufipes (Fabricius, 1787) = *Smicromyrme rufipe* f. *zavadili* Hoffer, 1938, **syn. n.**; = *S. rufipes* f. *lidmilae* Hoffer, 1938, **syn. n.**

Smicromyrme lybica Invrea, 1932 = *Smicromyrme libyca* Invrea, 1953, **syn. n.**

Smicromyrme nigriceps Nonveiller, 1959 = *S. orientalis* var. *maculata* Nonveiller, 1959, **syn. n.**

Smicromyrme castrensis Invrea, 1954 = *Mutilla crassicornis* Maidl, 1922, **syn. n.**

- Dasylabris bucharensis* Skorikov, 1935 = *Dasylabris exarenaria* var. *algira* Skorikov, 1935, **syn. n.**
- Dasylabris juxtarenaria* Skorikov, 1935 = *Dasylabris atrataria* Petersen, 1988, **syn. n.**
- Dasylabris lybica* Invrea, 1940 = *Dasylabris libyca* Invrea, 1953, **syn. n.**
- Dasylabris maura* (Linnaeus, 1758) = *Dasylabris maura* f. *nigrociliata* Hoffer, 1938, **syn. n.**
- Dasylabris siberica* (Christ, 1791) = *Mutilla maura* var. *quadripunctata* Sichel et Radoszkowski, 1870, **syn. n.**; = *Dasylabris siberica* var. *insignata* Skorikov, 1935, **syn. n.**; *D. siberica* var. *incompleta* Skorikov, 1935, **syn. n.**
- Dasylabris paupertina* Skorikov, 1935 = *Dasylabris ornata* var. *ditescens* Skorikov, 1935, **syn. n.**
- Dasylabris regalis* (Fabricius, 1793) = *Dasylabris italica* f. *slovaca* Hoffer, 1938, **syn. n.**; = *D. italica* f. *batai* Hoffer, 1938, **syn. n.**
- Dasylabris stenothoracica* Skorikov, 1935 = *Dasylabris stenothoracica* var. *paupera* Skorikov, 1935, **syn. n.**; = *D. stenothoracica* var. *nigrifica* Skorikov, 1935, **syn. n.**; = *D. stenothoracica* var. *argentata* Skorikov, 1935, **syn. n.**
- Stenomutilla argentata* (Villers, 1789) = *Stenomutilla argentata* var. *saundersivora* Fertou, 1921, **syn. n.**
- Stenomutilla bizonata* (Smith, 1956) = *Stenomutilla shelkovnikovi* Skorikov, 1935, **syn. n.**

PALAEARCTIC SPECIES DESCRIBED OUTSIDE OF PALAEARCTIC REGION

- Mutilla robusta* Smith, 1855 "Hew Holland" actually is *Ronisia brutia* (Petagna, 1787) (Europe).
- Physetopoda insularis* Schuster, 1949 "Haiti" actually is *Physetopoda rubrocincta* (Lucas, 1849) (Europe).

SPECIES ERRONEOUSLY DESCRIBED FROM PALAEARCTIC REGION

- Mutilla caucasica* Radoszkowski, 1865 "Caucasus" actually is a synonym of *Bothriomutilla rugicollis* (Westwood, 1843) (Australia).
- Mutilla kuschakewitzi* Radoszkowski, 1888 "Wernoje" (Kazakhstan) actually is a synonym of *Trogaspidia nigra* (Smith, 1858) (Papua New Guinea).
- Mutilla castellana* Mercet, 1903 "Madrid" actually is *Trogaspidia castellana* (Mercet, 1903) (Philippines).
- Mutilla aureomaculata* Sichel et Radoszkowski, 1870 "Crimea" (Ukraine) actually is a synonym of *Dasylabris merope* (Smith, 1855) (Africa).

REFERENCES

The references include, except the cited ones with new descriptions, the manual with review of Mutillidae and the main papers on the evolution, phylogeny, biogeography, fauna, biology, ethology and bibliography of Mutillidae.

- Ahrensii, A. 1812-1814.** Fauna insectorum Europae, 1: 17-19.
- Alicata, P., Caruso, D., Costa, G., Motta, S. (1974)1975.** Recherche eco-etologique sulla fauna delle dune costiere di Porto Palo (Siracusa). I. *Smicromyrme viduata* (Pall.) (Hymenoptera, Mutillidae): Ritmi di attivita migrazioni e accoppiamento. – *Animalia*, 1(1/3): 89-108.
- Aliev, H.A., Lelej, A.S. 1999.** The aculeate Hymenoptera in the collection of the Institute of Zoology of the Academy of Sciences of Azerbaijan, Baku. Part 1. The mutillid wasps (Mutillidae). – *Russian Entomol. J.*, 7: 43-50.
- André, E. 1893.** Pour servir à la connaissance des mutilles paléarctiques et description de quelques espèces nouvelles. – *Mem. Soc. zool. Fr.*, 6: 286-296.
- André, E. 1896a.** Notes pour servir à la connaissance de mutilles palearctiques et description de quelques espèces nouvelles. Deuxieme partie. – *Mem. Soc. zool. Fr.*, 9: 261-277.
- André, E. 1896b.** Mutillides nouveaux our imparfaitement connus faisant partie des collection du Musée National de Hongrie. – *Termes. fuzetek*, 19: 9-25.
- André, E. 1898a.** Étude sur les mutillides du Muséum de Paris. – *Annl. Soc. ent. Fr.*, 67: 1-79.
- André, E. 1898b.** Synopsis des mutillides de France. – *Feuille jeun. Nat.*, 28: 38-40, 60-63, 81-85, 106-109.
- André, E., 1898c.** Synopsis des mutillides de France, 2 edition revue et corrigeé. – *Bull. Soc. grayl. Emul.*, 1: 102-139.
- André, E. 1899.** Les types des mutillides de la collection O. Radoszkowski. – *Annl. Soc. ent. Fr.*, 68: 1-43.
- André, E. 1899-1903.** Spécies de Hyménoptères d'Europe & d'Algérie. 8. Les mutillides. Paris. **1899:** 1-64, **1900:** 65-144, **1901:** 145-304, **1902:** 305-384, **1903:** 385-478 + pl. 1-15.
- André, E. 1903.** Fam. Mutillidae. In Wytzman, P.: *Genera insectorum*, 11: 1-77, 3 pls.
- André, E. (1903)1904a.** Examen critique d'une nouvelle classification proposee par M. le Dr. W.H. Ashmead pour la famille des Mutillidae. – *Revue Ent.*, 23: 27-41.
- André, E. 1904b.** Mutillides nouveaux ou imparfaitement connus de divers pays. – *Annl. Soc. ent. Fr.*, 72: 417-459.
- André, E. 1905.** Mutillides nouveaux ou peu connus de l'Ancien Monde et de l'Australie. – *Z. syst. Hymenopt. Dipterol.*, 5(1/6): 201-216, 265-277.
- André, E. 1907-1908.** Description d'espèces nouvelles de mutillides appartenant au Museum d'Histoire naturelle de Paris (Hym.). – *Z. syst. Hymenopt. Dipterol.*, **1907**, 7: 337-352; **1908**, 8: 14-18.
- André, E. 1910a.** Revision monographique des mutillides de l'Egypte. – *Mem. Soc. ent. Egypte*, 1(2): 1-94, 3 plates.
- André, E. 1910b.** Bibliographie generale des mutillides. – *Revue Ent.*, 28: 134-166.
- Argaman, Q. 1988.** Description of the female *Ticopla*, with biological and taxonomic notes (Hymenoptera, Mutillidae). – *Fragm. balcan.*, 14: 33-45, 20 figs.
- Ashmead, W.H. 1899.** Superfamilies in the Hymenoptera and generic synopses of the families Thynnidae, Myrmosidae and Mutillidae. – *J. N. Y. ent. Soc.*, 7: 45-60.

- Ashmead, W.H. 1900-1904.** Classification of the fossorial, predaceous and parasitic wasps of the superfamily Vespoidea, Mutillidae. – *Canad. Entomol.*, **1900**, 32: 145-149; **1903**, 35: 199-205, 303-310, 323-332; **1904**, 36: 5-9.
- Aukema B., Rieger, Ch. (eds). 2001.** Catalogue of the Heteroptera of the Palaearctic Region. Vol. 4. Amsterdam. xiv+346 p.
- Baer, I. 1848.** De mutillis nonnullis rossicis. – *Bull. Soc. Imp. natural. Moscou*, 21(1): 228-232, plate 2, figs 1-8.
- Bajari, E.A. 1952.** The velvet ants of the Middle-Danubian Basin and the Carpathians (Hym., Mutillidae). – *Annl. hist.-nat. Mus. natn. hung.*, N.S., 2: 101-112. (In Magyar).
- Bajari, E., Moczar, L. 1954.** A check list of the families Methocidae, Myrmosidae, Mutillidae (Cat. Hymenopt. V.). – *Folia ent. hung.*, 7(6): 65-80. (In Magyar).
- Barovsky, V.V. 1921.** Mutillidae of the Petrograd province (Hymenoptera). – *Faunae Petropolitanae Catalogus*, 2(9): 1-6. (In Russian).
- Bayliss, P.S., Brothers, D.J. 1996.** Biology of *Tricholabiodes* Radoszkowski in Southern Africa with a new synonymy and review of recent biological literature (Hymenoptera, Mutillidae). – *J. Hym. Res.*, 5: 249-258.
- Berland, L. 1925.** Hyménoptères vespiformes. 1. – *Faune de France*, 10: 306-337, 58 figs.
- Bischoff, H. 1910.** *Mutilla schencki* Schmiedeknecht. – *Berl. ent. Z.*, 54: 212-214.
- Bischoff, H. 1914.** Eine neue palaearktische Mutillide. – *Ent. Rdsch.*, 31: 15.
- Bischoff, H. 1916.** Bernsteinhymenopteren. – *Schr. phys. okon. Ges. Königsb.*, 56: 141-144.
- Bischoff, H. 1920-1921.** Monographie der Mutilliden Afrikas. – *Arch. Naturgesch.* **1920**, 86A(1/3): 1-480, **1921**, 86A(4): 481-830 + plates 1-7.
- Bischoff, H., 1927.** Biologie der Hymenopteren. Biologische Studienbücher, 5. Berlin, 598 p.
- Bischoff, H., Nonveiller, G. 1965.** Beschreibung des vermutlichen Männchen von *Platymyrmylla 5-fasciata* Ol. (Hym., Mutil.). – *Boll. Soc. ent. ital.*, 95(1-2): 22-26, 2 figs.
- Blake, Ch. A. 1871.** Synopsis of the Mutillidae of North America. – *Trans. amer. ent. soc.*, 3: 217-265.
- Blanchard, E. 1840.** Histoire naturelle des insectes, 3. Paris: [Mutillidae - p. 374-377, plate 3, fig. 8].
- Blanchard, E. 1849.** Insectes. In Cuvier, G.: Le regne animal, etc., edit. 3, 2: 170-172, plate 118. Paris.
- Bordoni, A. 1980.** Su alcuni mutillidi e mirmosidi italiani. – *Boll. Soc. ent. ital.*, 112(9-10): 177-185, 1 fig.
- Borsato, W. 1993.** *Dentilla curtiventris* (André) (Hym., Mutillidae) prima segnalazione per la fauna italiana. – *Hy-men*, 4: 7-8.
- Bradley, J.C. 1957.** The types of Hymenoptera described by Amedee Lepeletier, Comte de Saint-Fargeau. – *Annali Mus. civ. Stor. nat. Giacomo Doria*, 69: 36-50. [Mutillidae - p. 36-39].
- Brothers, D.J. 1972.** Biology and immature stages of *Pseudomethoca f. frigida*, with notes on other species (Hymenoptera: Mutillidae). – *Univ. Kans. Sci. Bull.* 50(1): 1-38.
- Brothers, D.J. 1975.** Phylogeny and classification of the aculeate Hymenoptera, with special reference to Mutillidae. – *Kans. Univ. Sci. Bull.*, 50(11): 483-648, 101 figs.
- Brothers, D.J. 1976.** Modifications of the metapostnotum and origin of the "propodeal triangle" in Hymenoptera Aculeata. – *Syst. Ent.*, 1: 177-182, fig. 8.
- Brothers, D.J. 1978.** Biology and immature stages of *Myrmosula parvula* (Hymenoptera, Mutillidae). – *J. Kans. ent. Soc.* 51(4): 698-710.
- Brothers, D.J. 1983a.** Identity and classification of *Physetopoda*, *Chaetotilla* and *Paramyrme*. – *J. Kans. ent. Soc.*, 56(3): 441-445, 5 figs.

- Brothers, D.J. 1983b.** Identity of four species of Mutillidae described mistakenly as from Australia. – J. ent. Soc. sth. Afr., 46(2): 325-330.
- Brothers, D.J. 1984.** Gregarious parasitoidism in Australian Mutillidae. – Aust. ent. Mag., 11(1): 8-10.
- Brothers, D.J. 1988.** Patterns in the biology of Mutillidae (Hymenoptera) and their relatives. – Proc. 18th Int. Congr. Entomol. Vancouver: 10.
- Brothers, D.J. 1989.** Alternative life-history styles of mutillid wasps (Insecta: Hymenoptera). In Bruton, M.N. (ed.): Alternative life-history styles of animals. Dordrecht: 279-281.
- Brothers, D.J. 1999.** Phylogeny and evolution of wasps, ants and bees (Hymenoptera, Chrysidoidea, Vespoidea and Apoidea). – Zool. Scr., 28(1-2): 233-249.
- Brothers, D.J., Carpenter, J.M. 1993.** Phylogeny of Aculeata: Chrysidoidea and Vespoidea. – J. Hym. Res., 2(1): 227-302.
- Brothers, D.J., Finnamore, A.T. 1993.** Superfamily Vespoidea (p. 161-278). In Goulet, H., Huber, J.T. (eds.): Hymenoptera of the World: An identification guide to families. 668 p.
- Cameron, P., 1900.** Hymenoptera orientalia or contributions to the knowledge of the Hymenoptera of the Oriental zoological region. Part IX. The Hymenoptera of the Khasia Hills. Part II. Section 1. – Mem. Proc. Manch. lit. phil. Soc., 44(15): 1-77.
- Casolari, C., Casolari, R. Moreno. 1978-1980.** Collezione imenotterologica di Mas-similiano Spinola. – Cataloghi, Museo regionale di scienze naturali, Torino, 1980, 1: 1-165. Without English introduction also in Boll. Mus. Zool. Univ. Torino, 1978(5): 27-74 and 1979(2): 19-82.
- Ceballos, G. 1956.** Catálogo de los himenópteros de España. Trab. Inst. esp. Ent. Madrid. 554 p. [Mutillidae – p. 285-293].
- Ceballos, G. 1959.** Primer suplemento al catálogo de los himenópteros de España. – Eos, Madrid, 35: 222-223.
- Ceballos, G. 1964.** Segundo suplemento al catálogo de los himenópteros de España. – Eos, Madrid, 40: 81.
- Cetkovič, A., Nonveiller, G. 1988.** The taxonomic status of *Mutilla* and *Ronisia*, with notes on the classification of the Mutillini (Hymenoptera, Mutillidae). – Proc. 18th int. Congr. Ent. Vancouver: 53.
- Chen, C. 1957.** A revision of the velvet ants or Mutillidae of China. – Quart. J. Taiwan Mus., 10(3/4): 135-224, 6 plates.
- Christ, J.L., 1791.** Naturgeschichte, Klassifikation und Nomenklatur der Insekten von Bienen, Wespen und Ameisengeschlecht, etc., Frankfurt a.Main. 535 p. [Mutillidae - p. 143-153, plate 12, figs 1-5].
- Cockerell, T.D.A. 1907.** Notes on the nomenclature of some Hymenoptera. – Entomologist, 40(526): 50.
- Conci, C. 1969.** Fabio Invrea, 1884-1968. – Mem. Soc. ent. ital., 48: 85-96, 1 fig.
- Coquebert, A. 1799.** Illustratio iconographica insectorum ... editit Joh. Christ. Fabricius, etc., 1. Parisiis: 1-44 + tab. 1-10. [Mutillidae - p. 26, tab. 6].
- Coquebert, A. 1801.** Illustratio iconographica insectorum ... editit Joh. Chnst. Fabricius, etc., 2. Parisiis: 45-90 + tab. 11-20. [Mutillidae - p. 66-69, tab. 16].
- Cosimi, P., Sabatinelli, G. 1979.** Reperti di Chrysididae e Mutillidae nel Vicino Oriente. – Boll. Ass. romana Ent., 34(1-4): 19-20.
- Costa, A. 1863.** Nuovi studii sulla entomologia della Calabria ulteriore. – Atti Accad. Sci. fis. mat., Napoli: 1(2): 4, 66-67, plate 3, figs 1-4.

- Costa, A. 1858-1860.** Fauna del regno di Napoli. Imenotteri aculeati. Famiglia de' Mutillidei; Mutillidea. Napoli. **1858:** 1-28 + tab. 21-24; **1860:** 29-36 + tab. 25.
- Costa, A. 1864.** Descrizione de due specie di mutillidi. – Annuar. R. Mus. zool. Univ. Napoli, 2: 130-131, plate 1, fig. 4.
- Costa, A. 1881.** Relazione di un viaggio nelle Calabrie per ricerche zoologiche fatto nella state del 1876. – Atti Accad. Sci. fis. mat., Napoli, (1)9(6): 1-63.
- Costa, A. 1882.** Notizie ed osservazioni sulla geo-rauna Sarda. Memoria prima. Risultamento di ricerche fatte in Sardegna nel settembre 1881. – Atti Accad. Sci. fis. mat. Napoli, (1)9(11): 23, 37.
- Costa, A. 1883.** Notizie ed osservazioni sulla geo-fauna Sarda. Memoria seconda. Risultamento di ricerche fatte in Sardegna nella primavera del 1882. – Atti Accad. Sci. fis. mat., Napoli, (2)1(2): 59.
- Costa, A. 1884.** Notizie ed osservazioni sulla geo-fauna Sarda. Memoria terza. Risultamento delle ricerche fatte in Sardegna nella estate del 1883. – Atti Accad. Sci. fis. mat., Napoli, (2)1(9): 33, 54-56.
- Costa, A. 1885a.** Notizie ed osservazioni sulla geo-fauna sarda. Memoria quarta. – Rc. Accad. Sci. fis. mat., Napoli, 23: 169.
- Costa, A. 1885b.** Notizie ed osservazioni sulla geo-fauna Sarda. Memoria quarta. – Atti Accad. Sci. fis. mat., Napoli, (2)1(13): 5, 17-19.
- Costa, A. 1886.** Imenotteri italiani. Famiglia dei pompilidei ... e mutillidei. – Rc. Accad. Sci. fis. mat., Napoli, 25: 283.
- Costa, A. 1887a.** Miscellanea entomologica. Memoria prima. – Rc. Accad. Sci. fis. mat., Napoli, 2(1): 243.
- Costa, A. 1887b.** Prospetto degli imenotteri italiani etc. 2, pompilidei . . . e mutillidei, p. 120-158, plate 3.
- Costa, A. 1888a.** Imenotteri italiani famiglie pompilidei.... e mutillidei. – Atti Accad. Sci. fis. mat., Napoli, (2)3(1): 82-116, plate 3.
- Costa, A. 1888b.** Miscellanea entomologica. Memoria prima. – Atti Accad. Sci. fis. mat., Napoli, (2)1(10): 4-5, plate I, fig. 3.
- Costa, A., 1888c.** Miscellanea entomologica. Memoria seconda. – Rc. Accad. Sci. fis. mat., Napoli, 2(2): 104.
- Costa, A., 1888d.** Miscellanea entomologica. Memoria seconda. – Atti Accad. Sci. fis. mat., Napoli, (2)3(2): 1-2, plate 2, fig. 1.
- Crevecoeur, A. 1930b.** Recherches biologiques sur *Smicromyrme (Mutilla) rufipes* F. – Bull. Annl. Soc. r. ent. Belg., 70: 271-284.
- Cyrillo, D. 1787.** Entomologiae neapolitanae specimen primum. Napoli. Tabulae 4, 7, 8.
- Dalla Torre, C.G. de. 1897.** Catalogus hymenopterorum hucusque descriptorum, systematicus et synonymicus. Vol. 8. Fossores (Sphegidae). Leipzig. 750 p. [Mutillidae - p. 1-99].
- Day, M.C. 1979.** The species of Hymenoptera described by Linnaeus in the genera *Sphex*, *Chrysis*, *Vespa*, *Apis* and *Mutilla*. – Biol. J. Linn. Soc., 12: 45-84.
- Day, M.C., Fitton, M.G. 1978.** Re-currantion of the Linnean Hymenoptera (Insecta) with a reassessment of the taxonomic importance of the collection. – Biol. J. Linn. Soc., 10(2): 181-198. [Mutillidae - p. 196-197].
- De Stefani, T. 1887a.** Un nuovo genere di crabronidi ed altri imenotteri nuovi o poco cogniti raccolti in Sicilia. – Naturalista sicil., 6: 59-62, 85-90, 110-114, 143-147 + tab. 2. [Mutillidae - 61-63, 143-145, tab. 2, fig. 4].
- De Stefani, T. 1887b.** Aggiunte al prospetto degli imenotteri italiani. – Naturalista sicil., 7: 24-25.

- De Stefani, T. 1897.** Note per servire allo studio delle Mutille di Sicilia. – *Naturalista sicil.* (N.S.), 2(4): 77-85.
- Erichson, W.F. 1849.** *Mutilla funeraria* Erichs. In Ménétrié, E.: *Catalogue des insectes recueillis par feu M. Lehmann.* – *Mem. acad. imp. Sci. St. Petersburg*, (8)6: 112, 307.
- Erdlandsson, S. 1971.** *Catalogus insectorum sueciae*. 19. Hymenoptera: Aculeata (Cleptidae, Chrysididae, Mutillidae, Myrmosidae, Thyrididae, Scoliididae, Tiphiidae, Sapygidae, Vespidae, Eumenidae). – *Entomol. Tidskr.*, 92 (1/2): 87-94. [Mutillidae, Myrmosidae - p. 90-91].
- Fabricius, J.Ch. 1775.** *Systema entomologiae, systens Insectorum classes, ordines, genera, species, adjectis synonymis, locis, descriptionibus, observationibus.* Flensburgi et Lipsiae. 832 p. [Mutillidae - p. 352, 396-398].
- Fabricius, J.Ch. 1776.** *Genera insectorum eorumque characteres naturales secundum numerum, figuram, situm et proportionem omnium partium oris, adjecta mantissa specierum nuper detectarum.* Chilonii. 310 p. [Mutillidae - p. 131].
- Fabricius, J.Ch. 1781.** *Species insectorum exhibentes eorum differentias specificas, synonymia auctorum, loca natalia, metamorphosin, adjectis observationibus, descriptionibus.* T. 1. Hamburgi et Kilonii. 517 p. [Mutillidae - p. 494-495].
- Fabricius, J.Ch. 1787.** *Mantissa insectorum sistens eorum species nuper detecta, adjectis characteribus genericis, differentiis specificis, emendationibus, observationibus.* T. 1. Hafniae. 348 p. [Mutillidae - p. 281, 311-313].
- Fabricius, J.Ch., 1793.** *Entomologia systematica emendata et aucta, secundum classes, ordines, genera, species adjectis synonymis, locis, observationibus, descriptionibus.* T. 2. Hafniae. 520 p. [Mutillidae - p. 304, 366-372].
- Fabricius, J.Ch. 1794.** *Entomologia systematica emendata et aucta. Secundum classes, ordines, genera, species adjectis synonymis, locis, observationibus, descriptionibus.* T. 4. Hafniae. 472 p. [Mutillidae - p. 461].
- Fabricius, J.Ch. 1798.** *Supplementum entomologiae systematicae.* Hafniae. 522 p. [Mutillidae - p. 281-282].
- Fabricius, J.Ch., 1804.** *Systema Piezatorum secundum ordines, genera, species adjectis synonymis, locis, observationibus, descriptionibus.* Brunsvigae. 440 p. [Mutillidae - p. 320, 428-439].
- Ferton, C. 1921.** *Notes détachées sur l'instinct des Hyménoptères mellifères et ravisseurs.* – *Annls Soc. ent. Fr.*, 89: 359-363.
- Forsius, R. 1927b.** *Über die Verbreitung der Mutilliden, Scoliididen und Sapygididen Finnlands.* – *Notul. ent.*, 7: 105-109.
- Fox, W.J. 1894.** *A proposed classification of the Fossorial Hymenoptera of North America.* – *Proc. Acad. Nat. Sci. Philad.*: 292-307. [Mutillidae - p. 293-294].
- Fox, W.J. 1896.** *The Hymenoptera collected by dr. A. Donaldson Smith in Northeast Africa.* – *Proc. Acad. nat. Sci., Philad.*: 547-559.
- Franz, H. 1982.** *Die Hymenopteren des Nordostalpengebietes und Seines Vorlandes. I. Teil. Überfamilie Scolioidea.* – *Mathem.-Naturwiss. Klase Denkschr.*, 124: 365-370.
- Frei-Gessner, E., Kohl, F., Kriechbaumer, Dr. 1882.** *Die Typen zu Jurine's Werk: Nouvelle méthode de classer les Hyménoptères et les Diptères.* – *Mitt. schweiz. ent. Ges.*, 6: 387-396.
- Gauld, I., Bolton, B. (eds). 1988.** *The Hymenoptera.* Oxford. 332 p. [Mutillidae - p. 222-223, 233-235, figs 140, 141].
- Gaule, J. de. 1908.** *Catalogue systématique & biologique des Hyménoptères de France.* Paris. [Mutillidae - p. 124-125].

- Germar, E.F. 1817.** Reise nach Dalmatien und in das Gebiet von Ragusa. Leipzig und Altenburg. [Mutillidae - p. 263-264].
- Gerstaecker, A. 1857.** Bericht über die wissenschaftlichen Leistungen im Gebiete der Entomologie während des Jahres 1856. – Arch. Naturgesch., 23(2): 393-394.
- Gerstaecker, A. 1862.** Bericht über die wissenschaftlichen Leistungen im Gebiete der Entomologie während des Jahres 1861. – Arch. Naturgesch., 28(2): 422-423.
- Giner Mari, J. 1942.** II. Contribucion al conocimiento de la fauna himenopterológica de España. – Eos, Madrid., 18: 69-95. [Mutillidae - p. 72-73, 88-90].
- Giner Mari, J. 1944.** Hymenópteros de España. – Trab. Inst. esp. Ent., Madrid. 124 p., 37 figs.
- Giner Mari, J. 1945a.** Resultados científicos de un viaje entomológico al Sáhara Español y zona oriental del Marruecos Español. – Eos, Madrid, 20: 351-385. [Mutillidae - p. 360, 363-364, 385, fig. 15].
- Giner Mari, J. 1945b.** Hymenópteros del Sáhara Español. Familias: Sphecidae, Psammocharidae, Apterogynidae y Mutillidae. – Eos, Madrid, 21: 215-257. [Mutillidae - p. 247-257, figs 13-18].
- Giner Mari, J. 1947.** Hymenópteros del Sáhara Español. III. Fam. Sphecidae, Apterogynidae, Mutillidae, Psammocharidae. – Eos, Madrid, 23: 17-31. [Mutillidae - p. 27-29].
- Giner Mari, J. 1959.** Hymenópteros del Marruecos Francés. Fams. Sphecidae, Psammocharidae y Mutillidae (s.l.). – Eos, Madrid, 35(4): 385-403. [Mutillidae - p. 391-402, figs 1-3].
- Giraud, J. 1858.** Note sur un Hyménoptère nouveau du genre *Ampulex*, et sur les quelques autres espèces trouvées aux environs de Vienne. – Verh. zool.-bot. Ges. Wien, 8: 441-448.
- Gistel, J. 1857.** Achthundert und zwanzig neue oder unbeschriebene wirbellose Thiere. Straubing. 94 p. [Mutillidae - p. 30-46]. Also in Gistel, 1857: Vacuna oder die Geheimnisse aus der organischen und leblosen Welt, etc., 2: 513-607. [Mutillidae - p. 513-606].
- Grandi, G. 1954.** Contributi alla conoscenza degli imenotteri aculeati. 26. Famiglia Mutillidae. – Boll. Ist. ent. Univ. Bologna, 20: 81-255.
- Grandi, G. 1961.** Studi di un entomologo sugli imenotteri superiori. – Boll. Ist. ent. Univ. Bologna, 25: 1-659. [Mutillidae - p. 31, 32, 222-224, 397-400, figs 17, 18].
- Gribodo, G. 1884.** Viaggio ad Assab nel Mar Rosso dei signori G. Doria ad O. Beccari etc. Imenotteri. – Annali Mus. civ. Stor. nat. Giacomo Doria, 20: 389-392.
- Hammer, K. 1934.** Schwedisch-chinesische wissenschaftliche Expedition nach den nordwestlichen Provinzen Chinas. 43. Hymenoptera. 8. Scoliiden, Mutilliden und Chrysiden. – Ark. zool., (27A)23: 1-3.
- Hammer, K. 1949.** Über einige von Kjell Kolthoff und anderen in China gesammelten Hymenoptera. Chrysididae, Cleptidae, Mutillidae. – Ark. zool., (42A)8: 1-12.
- Hammer, K., 1950.** On the insect fauna of Cyprus. Results of the expedition of 1939 by Harald, Hakan and P.H. Lindberg VI. Hymenoptera aculeata. II. Chrysididae, Scoliidae und Mutillidae der Insel Cypern. – Soc. Sci. Fenn. Comm. biol., 10(13): 9-17, 12 figs.
- Hammer, K. (1960)1962.** Mutilliden (Insecta: Hymenoptera) aus dem Indischen Museum in Calcutta. – Rec. Indian Mus., 58(1): 1-51.
- Haneda, Y. 1979.** A new species of *Myrmosa* (Hymenoptera, Tiphidae) from Japan. – Kontyu, 47: 540-542, 28 figs.
- Harris, M. 1782.** Exposition of English insects. London. [Mutillidae - p. 166, figs 18, 19].

- Hinton, H.E., Gibbs, D.F., Silberglied, R. 1969.** Stridulatory files as diffraction gratings in mutillid wasps. – *J. Insect Physiol.*, 15(4): 549-552, 10 figs.
- Hoffer, A. 1935a.** Mutillidae, Myrmosidae and Methocidae of the Tisnov district. – *Sb. Klubu prir. Brne*, 17: 25-30, 1 map. (In Czech).
- Hoffer, A. 1935b.** Notes on the distribution of the velvet ants *Myrmilla calva* Vill. and *Smicromyrme montana* Panz. in Bohemia. – *Cas. narod. Mus.*, 109: 27-29, 1 map. (In Czech).
- Hoffer, A. 1936a.** Diagnoses novae mulillidarum Čechosloveniae. – *Čas. česki. Spol. ent.*, 33: 157-163, 7 figs. (In Czech).
- Hoffer, A. 1936b.** Some interesting Czechoslovakian Mutillidae. – *Sb. Klubu. prir. Brne*, 18: 63-65. (In Czech).
- Hoffer, A. 1937.** *Prodromus hymenopterorum Cecho-Slovakiae. Pars 1.* The origin of Czechoslovakian Hymenoptera. Zoogeography. – *Sb. ent. Odd. nar. Mus. Praze*, 16: 127-134. (In Czech).
- Hoffer, A. 1938.** *Prodromus hymenopterorum Cecho-Slovakiae, pars 2.* F. V. Myrmosidae; F. VI. Mutillidae. – *Sb. ent. Odd. nar. Mus. Praze*, 16: 176-195. (In Czech).
- Illiger, J.C.W. 1807.** Fauna etrusca sistens insecta quae in provinciis Florentinae et Pisana praesentim collegit Petrus Rossius, 2: 187-191.
- International Code of Zoological Nomenclature.** Fourth edition. 1999. London.
- Invrea, F. 1925.** Pregiudizi popolari sulle Mutille. – *Boll. Soc. ent. ital.*, 57: 140-141.
- Invrea, F. 1928.** Sulla pretesa velenosita delle Mutille. – *Boll. Soc. ent. ital.*, 60: 83-84.
- Invrea, F. 1929a.** Risultati zoologici della Missione inviata dalla R. Societa Geografica Italiana per l'esplorazione dell'oasi di Giarabub (1926-1927). – *Annali. Mus. civ. Stor. nat. Giacomo Doria*, 53: 301-303.
- Invrea, F. 1929b.** Nota sui mutillidi e crisidi di Cirenaica. – *Boll. Soc. ent. ital.*, 61: 161-164.
- Invrea, F. 1932a.** Mutillidi raccolti in Cirenaica e Tripolitania da Geo C. Kruger. – *Mem. Soc. ent. ital.*, 11: 64-84.
- Invrea, F. 1932b.** Missione scientifica del prof. E. Zavattari nel Fezzan (1931). Mutillidae e Chrysididae (Hymen.). – *Boll. Soc. ent. ital.*, 64: 96-98.
- Invrea, F. 1932c.** Una nuova *Smicromyrme* di Liguria. – *Boll. Soc. ent. ital.*, 64: 144-146, 1 fig.
- Invrea, F. 1932d.** Spedizione scientifica all'oasi di Cufra (marzo-luglio 1931). Mutillidae e Chrysididae (Hymenoptera). – *Annali Mus. civ. Stor. nat. Giacomo Doria*, 55: 457-465. [Mutillidae - p. 458-464, 1 fig.].
- Invrea, F. 1934.** Nuovi reperti di mutillidi e crisidi della Cirenaica. – *Boll. Soc. ent. ital.*, 66: 211-212.
- Invrea, F. 1935.** Missioni scientifiche del prof. Edoardo Zavattari nel Sahara italiano (1933-34). Mutillidi e Crisidi. – *Boll. Soc. ent. ital.*, 67: 118-120.
- Invrea, F. 1936.** Spedizione zoologica del Marchese Saverio Patrizi nel Basso Giuba e nell'Oltregiuba, giugno-agosto 1934. 12. Mutillidae e Chrysididae. – *Annali Mus civ. Stor. nat. Giacomo Doria*, 58: 115-131.
- Invrea, F. 1939.** Mutillidi e crisidi del Fezzan sud occidentale e dei Tassili d'Agger (Missione Scortecchi 1936). – *Atti Soc. ital. Sci. nat.* 78: 462-466.
- Invrea, F. 1940.** Mutillidi dell'isola di Cipro raccolti dal Sig. G.A. Mauromoustakis. – *Boll. Soc. ent. ital.*, 72: 118-122.
- Invrea, F. 1941a.** Mutillidi e crisidi raccolti da Leopoldo Ceresa in Calabria. – *Atti Soc. ital. Sci. nat.*, 80: 189-190.
- Invrea, F. 1941b.** Mutillidi raccolti dal Principe Della Torre e Tasso nelle isole italiane dell'Egeo. – *Boll. Soc. ent. ital.*, 73: 38-40.

- Invrea, F. 1941c.** *Smicromyrme partita* (Kl.) parassita di *Philanthus triangulum* F. – Boll. Soc. ent. ital., 73: 115-117.
- Invrea, F. 1941d.** Studi sui mutillidi e crisidi dell'A.O.I. VII. Mutillidi e Crisidi dell'Impero esistenti nel Museo di Trieste. – Atti Mus. civ. Stor. nat. Trieste, 14: 309-313.
- Invrea, F. 1942.** Nuovi contributi alla conoscenza della fauna delle Isole Italiane dell'Egeo. 17. Mutillidae e Chrysididae (Hymenoptera). – Boll. Lab. Zool. gen. agr. Portici, 32: 104-106, 113.
- Invrea, F. 1943a.** Myrmosidi e mutillidi di Albania raccolti dal Dott. F. Capra. – Boll. Soc. ent. ital., 75: 40-42.
- Invrea, F. 1943b.** Missione biologica Sagan-Omo diretta dal Prof E. Zavattari: Due nuovi generi e una nuova specie di mutillidi (Hymenoptera). – Boll. Soc. ent. ital., 75: 96-101, 3 figs.
- Invrea, F. 1950.** Mutillidi nuovi o notevoli del Bacino Mediterraneo (Hymenoptera, Mutillidae). – Mem. Soc. ent. ital., 29: 19-27.
- Invrea, F. 1951.** Mutillidi nuovi o notevoli del Bacino Mediterraneo (Hymenoptera, Mutillidae). II Parte. – Boll. Soc. ent. ital., 81(3-4): 34-43, 2 figs.
- Invrea, F. 1952a.** I Mirmosidi d'Italia (Hymenoptera: Myrmosidae). – Mem. Soc. ent. ital., 31: 5-21, 3 figs.
- Invrea, F. 1952b.** Primo contributo per lo studio dei mutillidi dell'isola di Sardegna. – Boll. Lab. Zool. agr. Bachic. R. Ist. sup. agr. Milano, 18: 81-86.
- Invrea, F. 1952c.** Imenotteri raccolti da L. Ceresa in Sardegna. I. Crisidi, Mirmosidi e Mutillidi. – Atti Soc. ital. Sci. nat., 91: 220-228.
- Invrea, F. (1951)1952d.** Missione biologica Sagan-Omo diretta dal Prof E. Zavattari. Hymenoptera: Apterogynidae e Mutillidae. – Rivista Biol. colon., 11: 37-56, 4 figs.
- Invrea, F. 1952e.** Una nuova *Myrmosa* dell'Algeria (Hymenoptera, Myrmosidae). – Boll. Soc. ent. ital., 82: 94.
- Invrea, F. (1952)1953a.** Hyménoptères récoltés par une mission Suisse au Maroc (1947). Apterogynidae, Myrmosidae et Mutillidae. – Bull. Soc. Sci. nat. phys. Maroc, 32: 269-299.
- Invrea, F. 1953b.** Mutillidi nuovi o notevoli del Bacino Mediterraneo (Hymenoptera, Mutillidae). III nota. – Boll. Soc. ent. ital., 83: 9-17, 1 fig.
- Invrea, F. 1954.** Mutillidi della Dalmazia e del litorale Montenegrino. Nota prima. – Mem. Soc. ent. ital., 32: 143-159, 2 figs.
- Invrea, F. 1955a.** Imenotteri raccolti da L. Ceresa in Sardegna, II. Altri reperti di Mutillidi e Mirmosidi con quattro nuove specie. – Atti Soc. ital. Sci. nat., 94(3/4): 233-254, 2 figs.
- Invrea, F. 1955b.** Osservazioni e rilievi su *Myrmilla chiesii* (Spin.) e descrizione di una nuova specie (Hymenoptera, Mutillidae). – Boll. Soc. ent. ital., 85: 98-107, 2 figs.
- Invrea, F. 1956a.** Mutillidi e crisidi nelle montagne italiane. – Boll. Zool. Napoli, 22(2): 181-190.
- Invrea, F. 1956b.** Mutillidi nuovi o notevoli del Bacino Mediterraneo (Hymenoptera, Mutillidae). IV nota. – Boll. Soc. ent. ital., 86(9-10): 142-150.
- Invrea, F. 1956c.** Missione del Prof. Giuseppe Scortecci in Migiurtinia con il contributo del consiglio nazionale delle ricerche. II. Apterogynidae e Mutillidae (Hymenoptera). – Annali Muc. civ. Stor. nat. Giacomo Doria, 68: 297-305.
- Invrea, F. 1957a.** Risultati delle missioni entomologiche dell'Istituto di Entomologica dell'Università di Bologna nel Nord-Africa compiute dai Dottori G. Fiori ed E. Mellini. XII. Apterogynidae, Mutillidae e Chrysididae. – Boll. Ist. ent. Univ., Bologna, 22: 45-50.

- Invrea, F. 1957b.** Nota preliminare sui Mutillidi e Crisidi dell'isola di Lampedusa (Hymenoptera). – Boll. Soc. ent. ital., 87(1-2): 14-17.
- Invrea, F. 1957c.** Mutillidi nuovi o notevoli del Bacino Mediterraneo (Hymenoptera, Mutillidae). V nota. – Mem. Soc. ent. ital., 36: 189-200, 2 figs.
- Invrea, F. 1958.** Mutillidi nuovi o notevoli del Bacino Mediterraneo. VI nota. (Hymenoptera, Mutillidae). – Boll. Soc. ent. ital., 88(9-10): 143-147, 1 fig.
- Invrea, F. 1960a.** Descrizione di nuovi apterogynidi e mutillidi dell'Egitto con note su altre species della regione (Hymenoptera: Apterogynidae et Mutillidae). – Mem. Soc. ent. ital., 38: 197-214, 1 fig.
- Invrea, F. 1960b.** Mutillidi nuovi o notevoli del Bacino Mediterraneo. VII nota. (Hymenoptera, Mutillidae). – Boll. Soc. ent. ital., 90(9-10): 144-152, 1 fig.
- Invrea, F. 1960c.** Come e dove si raccolgono i "Mutillidi" e come devono essere preparati. – Suppl. Boll. Soc. ent. ital. anno 1(4): 13-16.
- Invrea, F. 1960d.** Mutillidae. In Zavattari, E. et al.: Biogeografia delle Isole Pelagie. – Rc. Accad. naz. 40(4)11: 364-366.
- Invrea, F. 1962a.** Missione 1957 del Prof Guiseppe Scortecci in Migiurtinia (Somalia sett.) (Hymenoptera: Apterogynidae e Mutillidae). – Atti Soc. ital. Sci. nat., 98(4): 320-327.
- Invrea, F. 1962b.** Brevi note sulla *Ronisia barbara* (L.) nel Nord Africa (Hymenoptera, Mutillidae). – Boll. Soc. ent. ital., 92: 93-94.
- Invrea, F. 1962c.** Osservazioni su alcuni "Apterogynidi" e "Mutillidi" della Siria e del Libano con descrizione di nuove specie (Hymenoptera: Apterogynidae et Mutillidae). – Boll. Soc. ent. ital., 92(9/10): 131-136.
- Invrea, F. 1963a.** Una nuova *Smicromyrme* dell'Europa centrale. – Boll. Soc. ent. ital., 93: 30-32, 1 fig.
- Invrea, F. 1963b.** Una nuova *Myrmosa* delle Serbia diagnosi preventiva. – Boll. Soc. ent. ital., 93: 67.
- Invrea, F. 1963c.** Seconda nota su apterogynidi e mutillidi dell'Egitto con descrizione di nuove specie (Hymenoptera: Apterogynidae et Mutillidae). – Mem. Soc. ent. ital., 42: 5-23.
- Invrea, F. 1964.** Mutillidae - Myrmosidae. Bologna. xii+303, 95 figs. (Fauna d'Italia, 5).
- Invrea, F. 1965a.** Una nuova sottospecie di *Myrmilla capitata* (Luc.) (Hymenoptera, Mutillidae). – Boll. Soc. ent. ital., 95(5/6): 73-75, 2 figs.
- Invrea, F. 1965b.** Studi sugli Apterogynidi e Mutillidi della Palestina (Hymenoptera). – Mem. Soc. ent. ital., 44: 53-93.
- Invrea, F. 1965c.** Missione 1962 del prof. Giuseppe Scortecci nell'Arabia meridionale (Hymenoptera: Apterogynidae, Mutillidae et Chrysididae). – Atti Soc. ital. Sci. nat., 104(1): 59-66.
- Invrea, F. 1966.** Mutillidi di Malta (Hymenoptera). – Boll. Sed. Accad. gioenia Sci. nat., (4)8(9): 664-668.
- Invrea, F., 1967.** Emendamenti ai miei "Studi sugli Apterogynidi e Mutillidi della Palestina". – Boll. Soc. ent. ital., 97(3/4): 54-55, 1 fig.
- Ishikawa, R. 1965.** Mutillidae. In *Iconographia insectorum japonicorum*. Collore naturali. Edita III, p. 289, plate 145, figs 7-10.
- Ishikawa, R. 1966.** Coloured standard illustrations, insects. Osaka. 2: 23, plate 10. (In Japanese).
- Iuga, V.G. 1953.** Contributions à l'etude des heterogynes de la Republique populaire Roumaine. – Buletin sti. Acad. Repub. pop. Rom., 5: 251-262, 3 figs. (In Rumanian).

- Iuga, V.G., Scobiola, X. 1962.** Hyménoptères scolioïdes nouveaux; pour la faune de la République populaire Roumaine. – Trav. Mus. Hist. nat. "Gr. Antipa", 3: 157-171, 27 figs.
- Jeantet, R. 1988.** Observations sur le comportement nocturne de quelques *Smicromyrme* males en lumière ultraviolette. – Bull. Soc. Etud. Sci. nat. Nîmes Gard, 58: 69-70, 1 fig.
- Jurine, L. 1807.** Nouvelle méthode de classer les Hyménoptères et les Diptères. Hyménoptères, 1: 319 p. [Mutillidae - p. 162-163, 194, 263-268, plates 3, 5, 9, 12].
- Kim, C.W., Lee, J.W., Park, J.S., Kim, B.J., Paik, J.C. 1994.** Family Mutillidae (p. 255). In Shin, Y.H., Yoon, I.B. (eds.): Check list of insects from Korea. Seoul: Konkuk University Press. 744 p. (In Korean).
- Kirchner, L. 1867.** Catalogus hymenopterorum Europae. Vindobonae. [Mutillidae - p. 210-211].
- Kloet, G.S., Hincks, W.D. 1945.** A check list of British insects. Stockport. [Mutillidae - p. 317].
- Kloet, G.S. Hincks, W.D. 1978.** A check list of British insects. Second edition (completely revised). Part 4: Hymenoptera. – Handbk Ident. Br. Insects, 11(4): i-ix + 1-159. [Mutillidae - p. 129].
- Klug, J.C.F. 1829.** Symbolae physicae seu icones et descriptiones insectorum quae in itinere per Africam borealem et Asiam occid. F.G. Hemprich et C.H. Ehrenberg studio novae aut illustratae redierunt. Hymenoptera. Decas I (genus *Mutilla* et *Apterogyna*). Berolini: 15-21 + tab. 4, 5.
- Klug, J.C.F. 1835.** Description de Mutilles. In Walth, J.: Reise durch Tirol, Oberitalien und Piemont nach dem sudlichen Spanien. Passau, 2: 91-95.
- Kolenati, F.A. 1846.** Insecta caucasi. Meletemata Entomologica. Petropoli, 5: 121-125.
- Konigsmann, E. 1978.** Das phylogenetische System der Hymenoptera. Teil 4: Aculeata (Unterordnung Apocrita). – Dtsch. ent. Z., 25: 365-435.
- Kowalczyk, J.K. 1989.** *Paramyrmosa brunnipes* (Lep.) (Hymenoptera, Myrmosidae) w Łodzi. – Prz. zool., 33(1): 105-107.
- Kriechbaumer, J. 1896.** Ueber die von mir um S. Remo gefangenen Mutillen. – Ent. Nachr., 22: 40-48.
- Krombein, K.V. 1940.** Studies in the Tiphidae (Hym. Aculeata). IV. A revision of the Myrmosinae of the New World with a discussion of the Old World species. – Trans. Am. ent. Soc., 65: 415-465 + pl. 24.
- Krombein, K.V. 1972.** Monograph of the Madagascan Mutillidae (Hymenoptera). P. I. Myrmillini, Mutillini and Smicromyrmini. – Ann. mus. roy. Afr. centr. in-8°, sci. zool., 199: 1-61.
- Krombein, K.V., 1974.** Supplement to a list of the wasps of Gebel 'Uweinat', Libyan Desert. – Rev. zool. afr., 88(2): 450-452.
- Krombein, K.V. 1976.** Synonymical notes on two Palaearctic subgenera of *Myrmosa* Latreille. – Polskie Pismo ent., 46: 257-260.
- Krombein, K.V. 1979a.** Biosystematic studies of Ceylonese wasps, IV. Kudakrumiinae, a new subfamily of primitive wasps (Hymenoptera, Mutillidae). – Trans. Am. ent. Soc., 105: 67-83, 25 figs.
- Krombein, K.V. 1979b.** Families Tiphidae, Mutillidae. In Krombein, K.V., Hurd, P.D., Smith, D.R., Burks, B.D. (eds): Catalog of Hymenoptera in America North of Mexico. 2: 1199-2209. [Tiphidae - p. 1274-1276, Mutillidae - p. 1276-1314].
- Krombein, K.V., Lelej, A.S. 1999.** Biosystematic studies of Ceylonese wasps, XXII: *Bethsmyrmilla*, a new genus of mutillid wasps (Hymenoptera: Mutillidae: Myrmillinae). – Proc. Entom. Soc. Wash., 101(1): 143-148.

- Latreille, P.A. 1792.** Mutilles, Découvertes en France. – Actes Soc. Hist. nat., 1: 5-12.
- Latreille, P.A. 1796.** Précis des caractères génériques des Insectes, disposés dans un ordre naturel. Paris, Brive. ixv+201 p. [Mutillidae - p. 118-120].
- Latreille, P.A. 1802.** Histoire naturelle, générale et particulière des Crustacés et des Insectes. Paris. T. 3, 467 p. [Mutillidae - p. 347-352].
- Latreille, P.A. 1805.** Histoire naturelle, générale et particulière des Crustacés et des Insectes. Paris. T. 13, 432 p. [Mutillidae – p. 261-270, 2 figs.].
- Latreille, P.A. 1806.** Genera Crustaceorum et Insectorum. Paris. T. 1: tab. 13, figs 6, 8.
- Latreille, P.A. 1809.** Genera Crustaceorum et Insectorum. Paris. T. 4, 399 p. [Mutillidae - p. 117-124].
- Latreille, P.A. 1810.** Considerations générales sur l'ordre naturel des crustacés, arachnides et insectes. Table des genres. Paris. 444 p. [Mutillidae - p. 437].
- Lelej, A.S. 1971.** New and little-known species of velvet-ants (Hymenoptera, Mutillidae) from Middle Asia and Kazakhstan. – Ent. Obozr., 50(3): 676-680, 5 figs. (In Russian). (English translation in Ent. Rev., 50: 384-386).
- Lelej, A.S. 1975a.** A new species of Mutillidae (Hymenoptera) from Central Asia. – Zool. Zhurn., 54(4): 620-622, 5 figs. (In Russian).
- Lelej, A.S. 1975b.** Apterogynidae, Myrmosidae, Mutillidae (Hymenoptera) of Mongolia. – Insects of Mongolia, 3: 320-325. (In Russian).
- Lelej, A.S. 1976a.** Wasps of the genus *Dasylabris* Rad. (Hymenoptera, Mutillidae) of the fauna of the USSR. – Ent. Obozr., 55(1): 189-204, 19 figs. (In Russian). (English translation in Ent. Rev., 55: 136-146).
- Lelej, A.S. 1976b.** Addition to the fauna of velvet ants (Hymenoptera, Mutillidae) of Mongolia. – Insects of Mongolia, 4: 268-281, 12 figs.
- Lelej, A.S. (1976)1977a.** Interesting data on Myrmosidae and Mutillidae (Hymenoptera) from the south of the Primorye territory. In Lehr, P.A. (ed.): Insects of the Far East. Vladivostok: 88-95, 4 figs. (In Russian).
- Lelej, A.S. 1977b.** A new genus and species of the mutillid wasps (Hymenoptera, Mutillidae) from Turkmenia. – Ent. Obozr., 56(1): 195-197, 1 fig. (In Russian). (English translation in Ent. Rev., 56: 146-147).
- Lelej, A.S. 1977c.** Wasps of the family Myrmosidae (Hymenoptera) of the fauna of the USSR. – Zool. Zhurn., 56: 205-210, 25 figs. (In Russian).
- Lelej, A.S. 1977d.** New data on the velvet-ant fauna of Mongolia (Hymenoptera, Mutillidae). – Insects of Mongolia, 5: 526-536, 5 figs. (In Russian).
- Lelej, A.S. 1978.** Mutilloidea. In Tobias, V.I. (ed.): Keys to the insects of the European part of the USSR. Leningrad. 3(1): 71-84, figs 25-32. (In Russian).
- Lelej, A.S. 1979a.** A new genus of velvet ants (Hymenoptera, Mutillidae) from south-east Asia. – Zool. Zhurn., 58(7): 1065-1067. (In Russian).
- Lelej, A.S. 1979b.** A new mutillid species of the genus *Smicromyrme* Thomson (Hymenoptera, Mutillidae). – Trudy vses. ent. Obshch., 61: 169-171, 4 figs. (In Russian).
- Lelej, A.S. 1980.** The genus *Pseudophotopsis* André, 1896 (Hymenoptera, Mutillidae) from the USSR and neighboring countries. – Ent. Obozr., 59(3): 634-649, 27 figs. (In Russian). (English translation in Ent. Rev., 59: 112-126).
- Lelej, A.S. 1981a.** Velvet ants of the subfamilies Kudakrumiinae and Myrmosinae (Hymenoptera, Mutillidae) of the Palaearctic fauna. – Zool. Zhurn., 60(3): 371-379, 2 plates. (In Russian).
- Lelej, A.S. (1980)1981b.** Wasps of the families Myrmosidae and Mutillidae (Hymenoptera) from Eastern Siberia and the Far East. In Lehr, P. A. (ed.): Taxonomy of insects of the Far East. Vladivostok: 73-79. (In Russian).

- Lelej, A.S. 1981c.** New data on Myrmosinae (Hymenoptera, Mutillidae) of the Far East. *In* Krivolutskaya, G.O. (ed.): New data on insects of the Far East. Vladivostok: 102-103, 3 figs. (In Russian).
- Lelej, A.S. (1981)1982.** Evolutionary trends in morphological structures in Mutillidae (Hymenoptera). *In* Lehr, P.A. (ed.): Hymenoptera of the Far East. Vladivostok: 51-71, 83 figs. (In Russian).
- Lelej, A.S. 1983a.** On the velvet ants (Hymenoptera, Mutillidae) of Australia. – Ent. Obozr. 62(3): 612-619. (In Russian).
- Lelej, A.S. 1983b.** Mutillidae of the European part of the USSR. *In* Abstracts of the lectures given at the X Intern. Symp. Entomofaunistics, Central Europe. Budapest: 35.
- Lelej, A.S. 1984a.** New and little-known species of velvet ants of the genus *Smicromyrme* Thomson (Hymenoptera, Mutillidae). *In* Savtshenko, E.N. (ed.): Taxonomy and zoogeography of insects. Kiev: 79-89, 4 plates. (In Russian).
- Lelej, A.S. 1984b.** The velvet ants of the genus *Paramyrme* (Hymenoptera, Mutillidae). *In* Lehr, P.A. (ed.): Systematic of the insects of the Far East. Vladivostok: 101-115, 32 figs. (In Russian).
- Lelej, A.S. 1984c.** New Palaearctic genera and species of velvet ants (Hymenoptera, Mutillidae). – Ent. Obozr., 63(4): 826-829, 3 figs. (In Russian).
- Lelej, A.S. 1984d.** A new genus of wasps (Hymenoptera, Mutillidae, Myrmosinae) with Indo-Malayan-North-African range. – Zool. Zhurn., 63(9): 1432-1433, 2 figs. (In Russian).
- Lelej, A.S. 1984e.** Geographical distribution of the velvet ants of the USSR. *In* Abstracts of the lectures given at the IX Congress of Vses. ent. Obshch. Kiev: 13-14.
- Lelej, A.S. 1985.** Osy-nemki (Hymenoptera, Mutillidae) fauny SSSR i sopredel'nykh stran [The velvet ants (Hymenoptera, Mutillidae) of the USSR and neighbouring countries]. Leningrad: Nauka. 268 p., 64 tables. (In Russian).
- Lelej, A.S. 1986a.** Rare wasps of the family Mutillidae. *In* Gvozdev, E.V. (ed.): Rare animal species of Kazakhstan. Alma-Ata: 238-239. (In Russian).
- Lelej, A.S. 1986b.** Males of the genus *Protomutilla* (Hymenoptera, Mutillidae) from Baltic amber. – Paleont. Zhurn., 4: 104-106, 1 plate. (In Russian). (English translation in Paleont. J. 1986: 93-97).
- Lelej, A.S. 1992.** Two interesting species of velvet ants from China (Hymenoptera, Mutillidae). – Entomofauna, 13(19): 281-288, 7 figs.
- Lelej, A.S. 1995a.** Family Mutillidae. *In* Lelej, A.S., Kupianskaya, A.N., Kurzenko, N.V., Nemkov, P.G. (eds): Key to the insects of Russian Far East. St. Petersburg: Nauka. 4(1): 202-211. (In Russian).
- Lelej, A.S. 1995b.** A review of Palaearctic and Oriental species of genus *Nemka* Lelej with description of Oriental genus *Mickelomyrme* gen.n. (Hymenoptera, Mutillidae). – Far East. entomol., 6: 1-20.
- Lelej, A.S. 1995c.** To the knowledge of East Asian species of the tribe Smicromyrmini Bischoff, 1920 (Hymenoptera, Mutillidae) with description of four new genera and eight new species. – Far East. entomol., 13: 1-28.
- Lelej, A.S. 1995d.** To the knowledge of the velvet ants (Hymenoptera, Mutillidae) of Rajasthan, Western India. – Far East. entomol., 20: 1-11.
- Lelej, A.S. 1996a.** A review of the East Asian species of *Mickelomyrme* Lelej, 1995 (Hymenoptera, Mutillidae). – Entomofauna, 17(15): 277-292.
- Lelej, A.S. 1996b.** A review of the East Asian species of *Orientilla* (Hymenoptera, Mutillidae). – Mem. Ent. Soc. Washington, 17: 103-107.

- Lelej, A.S. 1996c.** To the knowledge of the East Asian species of tribe Trogaspidiini Bischoff, 1920 (Hymenoptera, Mutillidae) with description of eight new genera and two new species. – Far East. entomol., 30: 1-24.
- Lelej, A.S. 1996d.** Mutillid wasps collected in Malaysia and Indonesia by Dr. Sk. Yamane (Hymenoptera, Mutillidae). – Tropics, 6(1/2): 91-104.
- Lelej, A.S. 2000.** Family Mutillidae. Addition. In Lelej, A.S., Kupianskaya, A.N., Nemkov, P.G., Kholin, S.K. (eds): Key to the insects of Russian Far East. Vladivostok: Dalnauka. 4(4): 615. (In Russian).
- Lelej, A.S., Choi, June-Yeol, Tripotin, P. 2001.** Review of the mutillid wasps (Hymenoptera, Mutillidae) of Korea. – Far East. entomol., 96: 1-15.
- Lelej, A.S., Kabakov, O.N. 1980.** On Bradynobaenidae and Mutillidae (Hymenoptera) of Afghanistan. – Ent. Obozr., 59(1): 181-196, 14 figs. (In Russian). (English translation in Ent. Rev., 59: 141-156).
- Lelej, A.S., Nemkov, P.G. 1997.** Phylogeny, evolution and classification of Mutillidae (Hymenoptera). – Far East. entomol., 46: 1-24.
- Lelej, A.S., Yamane, Sk. 1992.** Interesting velvet ants (Hymenoptera, Mutillidae) from Japan and Korea. – Jap. J. Ent., 60: 625-632, 8 figs.
- Lepelletier, A., 1845.** Histoire Naturelle des Insectes. T. 3. Hyménoptères. Paris. 646 p. [Mutillidae - p. 517, 589-646, 5 figs].
- Linnaeus, C. 1758.** Systema naturae per regna tria naturae secundum classes, ordines, genera, species, cum characteribus, differentiis, synonymis, locis. T. I. Editio X. Holmiae. 823 p. [Mutillidae - p. 582-583].
- Linnaeus, C. 1767.** Systema naturae per regna tria naturae secundum classes, ordines, genera, species, cum characteribus, differentiis, synonymis, locis. Editio XII. T. 1, pt 2. Holmiae. P. 533-1327. [Mutillidae - p. 966-968].
- Lo Cascio, P. 2000.** A new species of *Smicromyrme* from the Cyclades Islands (Hymenoptera: Mutillidae). – Fragm. entom., 32(2): 305-311.
- Lucas, P.H. 1849.** Exploration scientifique de l'Algérie pendant les années 1840, 1841 et 1842 publiée par ordre du gouvernement et avec le concours d'une commission académique, Sciences physiques, Zoologie, 3. Histoire naturelle des animaux articulés, 3. Insectes. Imprimerie Nationale, Paris. 527 p. [Mutillidae - p. 287-299, 2 plates].
- Magretti, P. 1884.** Risultati di raccolte imenotterologiche nell'Africa Orientale. – Annali Mus. civ. Stor. nat. Genova, 21: 523-636. [Mutillidae - p. 544-557, 1 plate].
- Maidl, F. 1922.** Beiträge zur Hymenopterenfauna Dalmatiens, Montenegros und Albanien. I Teil. Aculeata und Chrysididae. – Annl. naturh. Mus. Wien, 35: 36-106. [Mutillidae - p. 41-43, 1 fig.].
- Maidl, F. 1933.** Verzeichnis der von Univ.-Professor Dr. Franz Werner und Prof. Dr. Richard Ebner 1930 in Marokko gesammelten Sphegiden und Scoliiden (Hym.). Mit Beschreibung einer neuen Art und einem Verzeichnis der übrigen in Marokko gesammelten Hymenopteren. – Konowia, 12: 121-128.
- Malyshev, S.I. 1966.** Genesis of the Hymenoptera and the phases of their evolution. Moscow; Leningrad. 329 p. (In Russian). (English edition, London. 1968).
- Maréchal, P. 1930a.** Sur trois Hyménoptères se développant dans un cocon en mosaïque (*Miscophus spurius* Dahlb., *Oxybelus bipunctatus* Oliv., *Mutilla rufipes* F.). – Mem. Soc. r. ent. Belg., 23(2): 1-23, plates 3, 4.
- Mercet, R.G. 1902.** Sobre la emision de sonidos por las "mutilas". – Boln R. Soc. esp. Hist. nat., 2: 309-311.

- Mercet, R.G. 1903a.** Descripción de himenopteros nuevos. – Boln R. Soc. esp. Hist. nat., 3: 98-104.
- Mercet, R.G. 1903b.** Un mutilido nuevo de España. – Boln R. Soc. esp. Hist. nat., 3: 173-175.
- Mercet, R.G. 1903c.** Noticia acerca del "*Dasylabris egregia*" Klug. – Boln R. Soc. esp. Hist. nat., 3: 321-324.
- Mercet, R.G. 1905.** Mutilidos nuevos de España. – Boln R. Soc. esp. Hist. nat., 5: 488-495.
- Mercet, R.G. 1913.** Mutilidos nuevos de Africa y Canarias. – Boln R. Soc. esp. Hist. nat., 13: 257-264.
- Meyer, F.A.A. 1794.** Ueber sieht der neuen zoologischen Entdeckungen in Jahr 1793 oder kurz von dessem Anfange. – Zool. Annal. Weimar, 1: 133-311. [Mutillidae - p. 262-270, 279, 280].
- Mickel, C.E. 1928.** Biological and taxonomic investigations on the mutillid wasps. – U. S. natn. Mus. bull., 143: 1-351, 5 pls., 27 figs. (Part 1. Biology of the mutillid wasps, p. 1-28. Part 2. The type species of the genera of the family Mutillidae, p. 29-38. Part 4. Annotated bibliography, p. 305-338).
- Mickel, C.E. 1933a.** The Mutillidae of Eastern Asia. – Lingnan sci. J., 12(3): 289-325.
- Mickel, C.E. 1933b.** The Mutillidae of Formosa. – Ann. ent. Soc. Amer., 26(2): 381-423.
- Mickel, C.E. 1935.** The mutillid wasps of the islands of the Pacific Ocean (Hymenoptera, Mutillidae). – Trans. R. ent. Soc. Lond., 83(2): 177-312.
- Mickel, C.E. 1936a.** New species and records of Nearctic mutillid wasps of the genus *Dasymutilla* (Hymenoptera). – Ann. ent. Soc. Amer., 29: 29-60.
- Mickel, C.E. 1936b.** A new species of *Smicromyrme* from Japan (Mutillidae, Hymenoptera). – Mushi, 9(1): 52-54.
- Mickel, C.E. 1970.** Two hundred years of Mutillidae research (Hymenoptera), an annotated bibliography. – Tech. Bull. Minn. agric. Exp. Stn., 271: 1-77.
- Minkiewicz, R. 1935.** *Myrmosa brunripes* Lepel. et autres Hyménoptères aculeates meridionaux ou rares, trouvés en Pologne centrale. – Fragm. Faun. Mus. zool. polon., Warsaw, 2: 189-227, 11 figs.
- Mitchell, A., Brothers, D.J. 1998.** Revision and cladistic analysis of the Afrotropical genus *Areotilla* Bischoff (Hymenoptera: Mutillidae, Ticoptlinae). – African entom., 6(2): 193-214.
- Monastra, A. 1990a.** Nuovi dati sui mutillidi e mirmosidi italiani. I. Mutillidae: Mymillinae Bisch. (Hymenoptera). – Boll. Soc. ent. ital., 121(3): 204-212.
- Monastra, A. 1990b.** Nuovi dati sui mutillidi e mirmosidi italiani. II. Mutillidae: Cystomutillinae Invr., Mutillinae Bisch., Trogaspidiinae Bisch., Smicromyrminae Bisch., Dasylabrinae Skor. e Myrmosidae: *Myrmosa* Latr. (Hymenoptera). – Boll. Soc. ent. ital., 122(2): 133-140.
- Morawitz, A. 1865.** Über eine neue, oder vielmehr verkannte Form von Männchen unter den Mutillen, nebst einer Übersicht der in Europa beobachteten Arten. – Bull. Acad. Sci. St.-Petersbourg, 8: 82-141.
- Morawitz, F. 1889.** Insecta a cl. G.N. Potanin in China et in Mongolia novissime lecta. IV. Hymenoptera, Aculeata. – Horae Soc. Ent. Ross., 23: 112-168. [Mutillidae - p. 113].
- Morawitz, F. 1890.** Hymenoptera Fossoria Transcaspica nova. – Horae Soc. Ent. Ross., 24: 570-645. [Mutillidae - p. 632-645].
- Morawitz, F. 1891.** Über Astrachanische Fossoria. – Horae Soc. Ent. Ross., 25: 117-233. [Mutillidae - p. 175-181].
- Morawitz, F. 1893a.** Kareliens Fossoria. – Horae Soc. Ent. Ross., 27: 95-115. [Mutillidae - p. 98-99].

- Morawitz, F. 1893b.** Catalog der von D. Glasunov in Turkestan gesammelten Hymenoptera Fossoria. – Horae Soc. Ent. Ross., 27: 391-428. [Mutillidae - p. 391-394].
- Morawitz, F. 1894.** Beitrag zur Raubwespenfauna Turkmeniens. – Horae Soc. Ent. Ross., 28: 327-365. [Mutillidae - p. 328-329].
- Morice, F.D., Durrant, J.H. 1914.** The authorship and first publication of the "Jurinean" genera of Hymenoptera, etc. - Trans. R. ent. Soc. Lond., 1914: 398-399, 429-430.
- Morice, F.D. 1921.** Annotated lists of aculeate Hymenoptera (except *Heterogyna*) and Chrysidids recently collected in Mesopotamia and North-West Persia. – J. Bombay nat. Hist. Soc., 27: 816-819.
- Nagy, C.G. 1965.** Scolioïdes nouveaux pour la Roumanie (Rumanian). – Studia Univ. Babes-Bolyai, Biol., 1: 57-59, figs 7-10.
- Nagy, C.G. 1966a.** Ein neues Mutilliden-Subgenus aus Rumänien (Hymenoptera). – Reichenbachia, 6(13-34): 113-117, 4 figs.
- Nagy, C.G. 1966b.** Contribution à la connaissance des Hyménoptères heterogynes des reserves de la Dobrogea (Rumanian). – Ocrot. Nat., 10: 223-228, 5 figs.
- Nagy, C.G. 1967a.** Une nouvelle espèce du genre *Myrmilla* Wesm. de la faune de la Roumanie (Hymenoptera, Mutillidae). – Boll. Soc. ent. ital., 97(3/4): 50-54, 5 figs.
- Nagy, C.G. 1967b.** Description du mâle de *Myrmilla subcornuta* Mor. (Hymenoptera, Mutillidae) - Dtsch. ent. Z., (14)5: 473-476, 1 fig.
- Nagy, C.G. 1968a.** Observations ecologiques sur l'espèce *Smicromyrme septentrionalis* Hffr. (Hymenoptera, Mutillidae). – Acta entom. bohemoslovaca, 65(5): 375-378, 2 figs.
- Nagy, C.G. 1968b.** Quelques espèces nouvelles de Myrmillines dans la faune de la Roumanie (Hymenoptera, Mutillidae). – Boll. Soc. ent. ital., 98(3-6): 65-69, 14 figs.
- Nagy, C.G. 1968c.** Les espèces du genre *Smicromyrme* Thoms. (Hymenoptera, Mutillidae) des dunes sablonneuses d'Agigea. – Lucr. Ses. stiint. Sta. Cerc. mar. "Prof Ioan Borcea" Agigea Festival vol.: 219-224, 5 figs.
- Nagy, C.G. 1970.** Further investigations on the heterogynoid wasps. – Ent. Mitt. zool. Mus. Hamb., 4(69): 83-86, 1 fig.
- Nagy, C.G. 1971.** A new *Smicromyrme* species from Iran (Hymenoptera, Mutillidae). – Ent. Mitt. zool. Mus. Hamb., 4(72): 167-169, 3 figs.
- Nagy, C.G. 1972a.** Records of the genus *Smicromyrme* Thoms. from Greece (Hym., Mutillidae). – Biol. gallo-hellen., 4(1): 27-31, 3 figs.
- Nagy, C.G. 1972b.** Two new species of Mutillidae (Hymenoptera) from Asia Minor and description of female *Mutilla erronea*. – Bull. Iraq nat. Hist. Mus., 5(2): 4-9, 7 figs.
- Nagy, C.G., Stamp, H.M. 1966.** Katalog der Heterogyniden (Hymenoptera) aus der Sammlung des Brukenthalmuseums in Sibiu. – Folia ent. hung., 19: 491-500.
- Nonveiller, G. 1958.** *Smicromyrme errana* n. sp. (Hymenoptera, Mutillidae). – Bull. Mus. nat. Belgrade, (B)12: 213-219, 1 fig.
- Nonveiller, G. 1959a.** Das Männchen von *Ctenotilla pectinifera* And. nebst neuen Angaben über die Verbreitung dieser Art. – Fragm. balcan., 2(21): 173-180.
- Nonveiller, G. 1959b.** Une nouvelle espèce du groupe *Smicromyrme perisii* S.-R. – Zast. Bilja, 54: 105-116, 3 plates.
- Nonveiller, G. 1960.** Quelle est la cause de la rareté des mutillides? Resultats de l'étude de certains de leurs caracteres biologiques et ecologiques (Hymenoptera, Mutillidae). – Zast. Bilja, 57-58: 85-114, 12 figs. (In Serbo-croat). (Also in French, 1963. Mem. Soc. ent. ital., 42: 24-57).
- Nonveiller, G. (1971)1972a.** Mutillides de l'île de Crète, récoltées lors d'un voyage en automne 1959 (Quatrième contribution à la connaissance des mutillides, hyménoptères). – Acta ent. Jugoslav., 7(2): 3-23, 5 figs.

- Nonveiller, G. 1973.** Recherches sur les mutillides de l'Afrique (Mutillidae, Hymenoptera). III. Remarques concernant le genre *Nanomutilla* André, 1899, ♀. – Anns Fac. Sci. Cameroun, 15-16: 63-73, 3 figs.
- Nonveiller, G. 1974.** Recherches sur les mutillides de l'Afrique (Hymenoptera, Mutillidae). V. Description du mâle encore inconnu de *Pseudophotopsis continua* F. seul représentant du genre en Afrique occidentale. – Anns Fac. Sci. Cameroun, 18: 93-108, 2 maps.
- Nonveiller, G. 1979a.** La *Glossomyrme mervensis* (Radoszkowski) 1893 (♂) (*Smicromyrme feroni* Invrea 1953, ♂) est-elle l'autre sexe de l'*Artiotilla biguttata* (Costa) 1858 (♀) ? (Hymenoptera, Mutillidae). Neuvième contribution à la connaissance des Mutillides paléarctiques. – Acta ent. Jugoslav., 15(1/2): 5-18, 2 figs, 1 map.
- Nonveiller, G. (1976)1979b.** The present status of the Mutillidae fauna of Yugoslavia with a particular reference to the fauna of Serbia (Hymenoptera, Mutillidae) - Arh. biol. Nauka, 28(1/2): 103-117, 1 map. (In Serbo-croat).
- Nonveiller, G. 1984.** A review of Germar's "Reise nach Dalmatien und das Gebiet von Ragusa". – Acta ent. Jugoslav., 20, suppl.: 98, 111. (In Serbo-croat).
- Nonveiller, G. (1991)1994.** Revision des mâles du genre *Stenomutilla* de la Paléarctique occidentale avec description d'espèces nouvelles (Hymenoptera, Mutillidae). (11ème contribution à la connaissance des Mutillides paléarctiques). – Boll. Mus. civ. St. nat. Verona, 18: 137-194.
- Nonveiller, G. 1995a.** A preliminary approach to a revision of the afrotropical representatives of the genus *Trogaspidia* Ashmead, 1899 (sensu Bischoff, 1920) (Hymenoptera, Mutillidae). Studies on African Mutillidae XXI. (Third contribution to the knowledge of the afrotropical *Trogaspidia*). – Ann. Soc. Ent. Fr., N.S., 31(4): 349-368.
- Nonveiller, G. 1995b.** Recherches sur les Mutillides de l'Afrique XVII. Note pour servir à la connaissance du genre *Pristomutilla* Ashmead, 1903 (mâle, femelle) avec description du mâle encore inconnu du genre, d'espèce nouvelle du genre et des nouveaux sous-genres *Diacanthotilla* (femelles) et *Acanthomutilla* (femelles) (Hymenoptera, Mutillidae). – Entomofauna, 16(5): 29-119.
- Nonveiller, G. 1996.** Révision du genre Afrotropical *Odontotilla* Bischoff, 1920 (mâle et femelle) (Hymenoptera, Mutillidae). Recherches sur les Mutillides de l'Afrique. Note XXVIII. – Ann. Soc. Ent. Fr., N.S., 32(3): 299-357.
- Nonveiller, G. 1999.** A revision of the genus *Lobotilla* Bischoff, 1920 (♂ ♀) (Insecta: Hymenoptera, Mutillidae). (Studies on African Mutillidae, note XXXVII). – Ent. Abh. Mus. Tierk. Dresden, 58(14): 255-282.
- Nonveiller, G., Gros, E. 1996.** Description de *Smicromyrmilla miranda* n. sp. (Hymenoptera, Mutillidae) de la Peninsula iberica. (Mutillidos palearqticos XII). – Boll. Soc. Hist. Nat. Baleares, 39: 59-64.
- Nonveiller, G., Petersen, B. (1994)1995.** Recherches sur les Mutillides de l'Afrique (Hymenoptera, Mutillidae). – XIX. Remarques concernant la *Trogaspidia floralis* (Klug, 1829) (♂ ♀) et formes ou espèces apparentées déjà connues ou nouvelles (Deuxième contribution à la connaissance du genre *Trogaspidia* de l'Afrique). – Beitr. Entom., 45(1): 181-198.
- Nonveiller, G., Petersen, B. 1996.** Emploi erronné de *Trogaspidia bioculata* (Sichel et Radoszkowski, 1870) pour *Trogaspidia heideri* (Dalla Torre, 1897): Rectificatif. – Beitr. Entom., 46(1): 236.
- Nylander, W. (1846)1847.** Mutillidae, Scoliidae et Sapygidae boreales. – Acta Soc. Fauna Flora fennicae, 1: 7-31, tab. 2. [Mutillidae - p. 7-19].

- Oehlke, J. 1963.** Ergebnisse der Albanien-Expedition 1961 des Deutschen Entomologischen Institutes. 15. Beitrag. Hymenoptera: Myrmosidae und Mutillidae. – Beitr. Ent., 13(7/8): 831-838.
- Oehlke, J. 1974.** Beiträge zur Insektenfauna der DDR: Hymenoptera-Scolioidea. – Beitr. Ent., 24(5/8): 280-300, 43 figs.
- Oeser, R. 1970.** Die Abdominalbasis der sexualdimorphen *Myrmosa melanocephala* (F., 1793) (Hymenoptera, Myrmosidae). – Mitt. zool. Mus. Berl., 46: 97-103, 7 figs.
- Olivier, A.G. 1811.** Encyclopédie méthodique. Histoire naturelle. Insectes, 8. Paris, 722 p. [Mutillidae - p. 48-66, 128-131].
- Osten, T. 1982.** Vergleichend-funktionsmorphologische Untersuchungen der Kopfkapsel und der Mundwerkzeuge ausgewählter "Scolioidea" (Hymenoptera, Aculeata). – Stuttgart Beitr. Naturk., (A)354: 1-60.
- Osten, T. 1988.** Die Mundwerkzeuge von *Proscolia spectator* Day (Hymenoptera, Aculeata). Ein Beitrag zur Phylogenie der "Scolioidea". – Stuttgart Beitr. Naturk., (A)414: 1-30.
- Osten, T. 2001.** Scoliidae, Mutillidae, Sapygidae, Tiphiidae. In Dathe, H.H., Taeger, A., Blank, S.M. (Hrsg.). Verzeichnis der Hutfügler Deutschlands (Entomofauna Germanica 4). – Entomol. Nachrichten Berichte, 7: 123-125.
- O'Toole, Ch. 1975.** The systematics of *Timulla oculata* (Fabricius) (Hymenoptera, Mutillidae). – Zool. Scr., 4(5/6): 229-251.
- Ovchinnikov, S.V. 2002.** Materials to the fauna of velvet ants (Hymenoptera, Mutillidae) of Kyrgyzia. In Entomological Investigations in Kyrgystan, 22: 79-104. (In Russian).
- Özbek, H., Yildirim, E., Osten, T. 1999.** A contribution to the knowledge of the fauna of the families Myrmosidae and Mutillidae (Hymenoptera: Aculeate) in Türkiye. – Türk. entomol. derg., 23(1): 15-26.
- Padr., Z. (1989)1990.** Scolioidea. In Sedivy, J.(ed.): Check list of Czechoslovak insects, III (Hymenoptera). – Sb. faun. Prace ent. Odd. nar. Mus. Prace, 19: 149-151.
- Pagliano, G., 1983a.** Nuovi Mutillidi Italiani del genere *Smicromyrme* Thom. (Hymenoptera). – Boll. Soc. ent. ital., 115(1/3): 31-34, 4 figs.
- Pagliano, G. 1983b.** Osservazioni sull'accoppiamento dei mutillidi. – Atti XIII Congr. naz. ital. Ent. Sestriere-Torino: 341-344.
- Pagliano, G. (1994)1995.** Hymenoptera Scolioidea. In Minelli, A., Ruffo, S., La Posta, S. (eds): Checklist delle specie della fauna italiana, 101. Calderini, Bologna. 1-6.
- Pagliano, G., Scaramozzino, P. (1989)1990.** Check list of the Genera of Hymenoptera of the world. – Mem. Soc. Ent. Ital., 68: 1-210.
- Pallas, P.S. 1771.** Reisen durch verschiedene Provinzen des Russischen Reichs in den Jahren 1768-1774, St. Petersburg, T. 1. [Mutillidae - p. 474].
- Pallas, P.S. 1773.** Reisen durch verschiedene Provinzen des Russischen Reichs, in den Jahren 1768-1774, St. Petersburg, T. 2. [Mutillidae - p. 730].
- Palmerini, M.M. (1989)1992.** Mutillidae del Museo civico di Storia naturale Verona. – Boll. Mus. civ. Stor. nat.Verona, 16: 187-225, 8 figs.
- Panzer, G.W.F. 1792-1844.** Faunae Insectorum Germaniae initia oder Deutschlands Insecten., Nürnberg. 1797, Hf. 37-48 [Mutillidae - Hf. 46, p. 18-20]; 1798, Hf. 49-60 [Mutillidae - Hf. 55, p. 24]; 1799, Hf. 61-72 [Mutillidae - Hf. 62, p. 19-20]; 1801, Hf. 73-84 [Mutillidae - Hf. 76, p. 20; Hf. 80, p. 22; Hf. 83, p. 20]; 1805, Hf. 85-98 [Mutillidae - Hf. 85, p. 14; Hf. 97, p. 20]; 1809, Hf. 99-108 [Mutillidae - Hf. 106, p. 21].
- Panzer, G.W.F. 1806.** Kritische Revision der Insektenfauna Deutschlands nach den System bearbeitet. Nürnberg, t. 2 [Mutillidae - p. 136-137, 211-213].

- Papp, J. 1985** (per. comm.). A Catalogue of Palaearctic Hymenoptera. 1st circular: 1-3.
- Pate, V.S.L. (1946)1947**. A minute on *Paramyrmosa* Saussure (Hymenoptera, Tiphidae). – Can. Entom., 78(11/12): 196-197.
- Petagna, V. 1787**. Specimen insectorum ulterioris Calabriae. Franofurti et Moguntiae, 47 p., tab. 1 [Mutillidae - p. 33, figs. 37-38; *Mutilla brutia*, *Tropidotilla litoralis*].
- Petersen, B. 1988**. The Palaearctic Mutillidae of I.C. Fabricius and some related material (Insecta, Hymenoptera, Aculeata). – Steenstrupia, 14(6): 129-224, 63 figs.
- Petersen, B. 1994**. A bibliography of the Palaearctic Mutillidae, 1753-1993 (Insecta, Hymenoptera). – Steenstrupia, 20(8): 185-207.
- Provancher, L. 1882**. Faune Canadienne. – Nat. Canad., 13: 4-15.
- Pulawski, W. 1963**. Klucze do oznaczania owadów Polski. Czesc 24. Blonkowki - Hymenoptera. Zeszyt 57-62. Sapygidae, Scoliidae, Tiphidae, Methocidae, Myrmosidae, Mutillidae. Warszawa, 66 p. [Mutillidae - p. 39-66].
- Radoszkowski, O. 1861**. Descriptions of some new species of Hymenoptera. – Horae Soc. Ent. Ross., 1: 79-86, plate 2. (In Russian).
- Radoszkowski, O. 1865**. Les mutilles russes. – Bull. Soc. Imp. natural. Moscou, 38: 422-467, tab. 7-9.
- Radoszkowski, O. 1866**. Supplément aux descriptions des mutilles russes. – Bull. Soc. Imp. natural. Moscou, 39: 299-306, tab. 9, figs 1-3.
- Radoszkowski, O. 1871**. Communication sur quelques Mutilles. – Horae Soc. Ent. Ross. (Bull. ent.), 7: xix-xxi.
- Radoszkowski, O. 1876**. Comte-rendu des hyménoptères recueillis en Egypte et Abyssinie en 1873. – Horae Soc. Ent. Ross., 12: 11-150. [Mutillidae - p. 138-140].
- Radoszkowski, O. 1877**. Chrysidiformis, Mutillidae et Sphegidae. In Voyage au Turkestan d'Alexis Fedtschenko, (14)2(5): 1-87. [Mutillidae - p. 28-42, 8 figs, plate 3]. (In Russian).
- Radoszkowski, O. 1879**. Les Chrysidés et Sphegides du Caucase. – Horae Soc. Ent. Ross., 15: 140-156. [Mutillidae - p. 148-152].
- Radoszkowski, O. 1885**. Revision des armures copulatrices des mâles de la famille de Mutillides. – Horae Soc. Ent. Ross., 19: 3-49, 9 plates.
- Radoszkowski, O., 1886**. Faune hyménoptérologique Transcaspienne. – Horae Soc. Ent. Ross., 20: 3-56. [Mutillidae - p. 45-46].
- Radoszkowski, O. 1887**. Faune hyménoptérologique Transcaspienne. – Horae Soc. Ent. Ross., 21: 88-101. [Mutillidae - p. 99-100].
- Radoszkowski, O. 1888a**. Etudes hyménoptérologique. Revision des armures copulatrices des mâles. – Horae Soc. Ent. Ross., 22: 315-337, tab. 12, 14, 15. [Mutillidae - p. 330-331, tab. 15].
- Radoszkowski, O. 1888b**. Faune hyménoptérologique Transcaspienne. III. – Horae Soc. Ent. Ross., 22: 338-349. [Mutillidae - p. 345-349].
- Radoszkowski, O. 1890**. Hyménoptères recoltés sur le mont Ararat. – Horae Soc. Ent. Ross., 24: 502-510. [Mutillidae - p. 507-508].
- Radoszkowski, O. 1893a**. Faune hyménoptérologique Transcaspienne. V. – Horae Soc. Ent. Ross., 27: 38-81. [Mutillidae - p. 73-76].
- Radoszkowski, O. 1893b**. Faune hyménoptérologique Transcaspienne. Supplement. – Horae Soc. Ent. Ross., 27: 490-493.
- Rasnitsyn, A.P. 1975**. Hymenoptera Apocrita of Mesozoic. Moscow: Nauka. 134 p. (In Russian).

- Rasnitsyn, A.P. 1980.** Origin and evolution of Hymenoptera. Moscow: Nauka. 191 p. (In Russian).
- Rasnitsyn, A.P. 1988.** On outline of evolution of the Hymenopterous insects (order Vespida). – Oriental Insects, 22: 115-145.
- Rasnitsyn, A.P. 2002.** Order Hymenoptera Linné, 1758 (= *Vespida* Laicharting, 1781). P. 242-254. In Rasnitsyn, A.P., Quicke, D.L.J. (eds): History of insects. Dordrecht; Boston; London, 517 p.
- Reid, J. A. 1941.** The thorax of the wingless and short-winged Hymenoptera. – Trans. R. ent. Soc. Lond., 91: 367-445, 43 figs.
- Ressl, F. 1960.** Die Mutillidenfauna der Flvyschzone im mittleren Erlaftal, Niederosterreich. – Z. ArbGem. ost. Ent., 12: 129-131.
- Richards, O. W. 1935.** Notes on the nomenclature of the aculeate Hymenoptera, with special reference to British genera and species. – Trans. R. ent. Soc. Lond., 83: 143-176. [Mutillidae - p. 159].
- Richards, O.W. 1937.** The generic names of the British insects prepared by the Committee on Generic Nomenclature of the Royal Entomological Society of London with the assistance of the Department of Entomology of the British Museum (Natural History). Part 5. The generic names of the British Hymenoptera Aculeata, with a check list of British species. London. 41: 81-149. [Mutillidae - p. 99, 122-123].
- Rosenhauer, W.G. 1856.** Die Thiere Andalusiens nach dem Resultate einer Reise zusammengestellt, etc. Erlangen. [Mutillidae - p. 371-372].
- Rossi, P. 1790.** Fauna etrusca sistens insecta quae in provinciis Florentina et Pisana praesertim collegit, 2. Liburni, 348 p. [Mutillidae - p. 68-69, 114-115, fig. 2, plate 6].
- Rossi, P. 1792-1794.** Mantissa insectorum exhibens species nuper in Etruria collectas adjunctis Faunae Etruscae illustrationibus ac emendationibus. Pisa. 1792, 1: 147-148; 1794, 2: 129-134.
- Sakagami, S.F., Ebmer, A.W., Matsumura, T., Maeta, Y. 1982.** Bionomics of the halictine bees in the Northern Japan. II. *Lasioglossum (Evylyaeus) sakagamii* (Hymenoptera, Apoidea, Halictidae) with taxonomic notes on allied species. – Kontyû, 50(2): 198-211, 2 figs.
- Saunders, E. 1890.** Aculeate Hymenoptera collected by J.J. Walker, Esq., R.N., F.L.S., at Gibraltar and in North Africa. II. Mutillidae. – Entomologist's mon. Mag., 26: 289-291.
- Saunders, E. 1899.** On some Algerian Mutillidae collected by the Rev. A.E. Eaton, M.A. – Entomologist's mon. Mag., 35: 227-229.
- Saunders, E., 1901.** Hymenoptera Aculeata, collected in Algeria by the Rev. Alfred Edwin Eaton, and Rev. Francis David Morice. Part I. – Trans. R. ent. Soc. Lond. [Mutillidae - p. 515-517, 528-531].
- Saunders, S.S. 1850.** Descriptions of some new aculeate Hymenoptera from Epirus. – Trans. R. ent. Soc. Lond., (2)1: 69, plate 6, fig. 1.
- Saussure, H. de. 1880.** Scoliidae. In Voyage au Turkestan d'Alexis Fedtschenko, (16)2(5): 1-46, tab. 1, 2. [Mutillidae - p. 12, tab. 1, fig. 5]. (In Russian).
- Schembri, S.P. 1983.** The Mutillidae of the Maltese Islands; remarks and additions (Hymenoptera, Aculeata). – Boll. Soc. ent. ital., 115(1/3): 25-30.
- Schembri, S.P. 1984.** Notes on the subspecies of *Ronisia barbara* in the Maltese Islands. – Centr. Mediterranean Naturalist, 1: 60-62, 1 map.
- Schmid-Egger, C., Petersen, B. 1993.** Taxonomie, Verbreitung, Bestandssituation und Bestimmungsschlüssel für die deutschen Arten der Gattung *Smicromyrme* Thomson, 1860 (Hymenoptera, Mutillidae). – NachrBl. bayer. Ent., 42(2): 46-56, 8 figs.

- Schmiedeknecht, O. 1907.** Die Hymenopteren Mitteleuropas. Jena, 804 p. [Mutillidae - p. 335-341, figs 38-40].
- Schrank, F. de Paula. 1802.** Fauna boica. Durchgedachte Geschichte der in Baiern cinheimischen und zahmen Thiere. Ingolstadt, 2(2): [Mutillidae - p. 408].
- Schuster, R.M. 1946.** A revision of the sphaerophthalmine Mutillidae of America North of Mexico. - Ann. ent. Soc. Am., 39(3/4): 692-703.
- Schuster, R.M. 1950.** Notes on the Pseudophotsopsidinae (Mutillidae) with description of the female sex. - J. N.Y. ent. Soc., 58: 192-198, 5 figs.
- Schwartz, F. 1984.** Description d'un genre nouveau, disjoint de *Smicromyrme*, et d'une espèce nouvelle du sud de la France (Hymenoptera, Mutillidae). - L'Entomologiste, 40: 21-25, 3 figs.
- Schwartz, F. 1986.** Une nouvelle *Smicromyrme* Thomson du sud de la France: *Smicromyrme plantouriana* n.sp. (Hym., Mutillidae). - Nouv. Revue Ent. (N.S.), 3(1): 122.
- Scopoli, J.A. 1763.** Entomologia Carniolica exhibens Insecta Carnioliae indigena et distributa in ordines, genera, species, varietates. Methodo Linnaeanae. Typis Ioannis Thomae Trattner, Vindobonae. [1-36], 420, [4] p. [Mutillidae - p. 314].
- Sharov, A.G. 1957.** The first collection of Cretaceous aculeate Hymenoptera. - Doklady AN SSSR, 112(5): 943-944. (In Russian).
- Sheldon, J. K. 1970.** Sexual dimorphism in the head structure of Mutillidae (Hymenoptera): A possible behavioral explanation. - Ent. News, 81(3): 57-61.
- Sichel, J., Radoszkowski, O. 1869-1970.** Essai d'une monographie des mutilles de l'ancien continent. - Horae Soc. Entom. Ross., 1869, 6(3): 139-172; 1870, 6(4): 173-309, tab. 6-11.
- Skorikov, A.S. 1927.** Sur la sousfam. des Myrmillini dans la region palearctique. - Ezheg. zool. Muz., 28(1): 33-47. (In Russian).
- Skorikov, A.S. 1929.** Notice sur la sousfam. Myrmosini dans la faune de l'URSS. - Ezheg. zool. Muz., 30(2): 245-247. (In Russian).
- Skorikov, A.S. 1935.** Zur Mutilliden-Fauna Zentralasiens. - Trudy tadzhik. basy Akad. Nauk SSSR, 5: 257-349, 7 plates. (In Russian).
- Smith, F. 1855.** Catalogue of hymenopterous insects in the collection of the British Museum. Part III. Mutillidae and Pompilidae. London. 1-206 p., pl. 1-5. [Mutillidae - p. 1-66, pl. 1].
- Smith, F. 1856.** Catalogue of hymenopterous insects in the collection of the British Museum. Part IV. Sphegidae, Larridae, and Crabronidae. London. 207-497. [Mutillidae - p. 478].
- Smith, F. 1858.** Catalogue of British fossorial Hymenoptera, Formicidae and Vespidae in the collections of the British Museum. London. [Mutillidae - p. 38-44, 224, plate 1, fig. 5, plate 6, fig. 1].
- Smith, F. 1873.** Description of Aculeate Hymenoptera of Japan, collected by Mr. George Lewis at Nagasaki and Hiogo. - Trans. Ent. Soc. London: 181-206. [Mutillidae - p. 182].
- Smith, F. 1874.** Description of New Species of Tenthredinidae, Ichneumonidae, Chrysididae, Formicidae, etc. of Japan. - Trans. ent. Soc. London: [Mutillidae - p. 407-408].
- Smith, F. 1879.** Descriptions of New Species of Hymenoptera in the collection of the British Museum, London. 240 p. [Mutillidae - p. 189-227].
- Soós, A., Papp, L. (eds). 1988.** Catalogue of Palaearctic Diptera. Vol. 5 Athericidae-Asilidae. Budapest. 446 p.
- Spinola, M. (1838)1839.** Compte-rendu des Hyménoptères recueillis par M. Fischer pendant son voyage en Egypte, et communiqués par M. le Docteur Waltl à Maximillian Spinola. - Anns Soc. ent. Fr., 7: 437-546. [Mutillidae - p. 456-457].

- Spinola, M. 1841.** Hyménoptères recueillis à Cayenne en 1839 par M. Leprieur, pharmacien de la Marine Royale. – *Annls Soc. ent. Fr.*, 10: 86-149. [Mutillidae - p. 86-98, pl. 3].
- Spinola, M. 1843.** Notes sur quelques Hyménoptères peu connus, recueillis en Espagne, pendant l'année 1842, par M. Victor Ghiliani, voyageur-naturaliste. – *Annls Soc. ent. Fr.*, (2)1: 111-144. [Mutillidae - p. 129-134].
- Suárez, F.J. 1952.** Mutilidos de la provincia de Almería. – *Boln. R. Soc. esp. Hist. nat.*, 50(1): 73-90, 2 figs.
- Suárez, F.J. 1953.** Dos nuevas *Smicromyrme* norteafricanas (Hym., Mutillidae). – *Boll. Soc. ent. ital*, 83(9/10): 126-129, 2 figs.
- Suárez, F.J. 1954a.** Aportaciones al conocimiento de la fauna lusitana. I. Una nueva especie de *Smicromyrme* Thoms. (Hym., Mutillidae). – *Mems. Estud. Mus. zool. Univ. Coimbra*, 220: 1-6, 2 figs.
- Suárez, F.J. 1954b.** Un nuevo mutilido de España perteneciente al género "*Myrmilla*" Wesm. (Hym., Mutillidae). – *Arch. Inst. Aclim., Almería*, 2: 157-160, 2 figs.
- Suárez, F.J. 1956.** Mutilidos de la provincia de Almería. II. Una nueva *Smicromyrme* almeriense (Hym., Mutillidae). – *Arch. Inst. Aclim., Almería*, 5: 53-56, 1 fig.
- Suárez, F.J. 1958a.** Descripción de nuevas formas de *Myrmilla* Wesm. pertenecientes al grupo *bipunctata* (Latr.)-*chiesii* (Spin.). (Hym., Mutillidae). – *Eos, Madrid*, 34: 89-98, 1 fig.
- Suárez, F.J. 1958b.** Especies nuevas o poco conocidas de la fauna Mediterránea (Hym.: Apterogynidae, Mutillidae). – *Mem. Soc. ent. ital.*, 37(2): 109-116, 2 figs.
- Suárez, F.J. 1959a.** Mutilidos Españoles nuevos o interesantes de la colección del Instituto Español de Entomología (Hymenoptera). – *Eos, Madrid*, 35(1): 97-112, 4 figs.
- Suárez, F.J. 1959b.** Especies nuevas o poco conocidas de la fauna Mediterránea. II nota. – *Eos, Madrid*, 35(3): 283-300, plate 5.
- Suárez, F.J. 1959c.** Preface and notes. In J. Giner Mari (1959): Himenópteros del Marruecos Francés. Fams. Sphecidae, Psammocharidae y Mutillidae). – *Eos, Madrid*, 35(4): 389-390, 401-402.
- Suárez, F.J. 1960.** Las *Myrmosa* de Marruecos (Hym., Myrmosidae). – *Hesperis Tamuda, Rabat*, 1(1): 111-141, 9 figs.
- Suárez, F.J. 1961.** Especies nuevas o poco conocidas de la fauna Mediterránea. III nota (Hym., Mutillidae). – *Boll. Soc. ent. ital.*, 91(9/10): 149-153, 2 figs.
- Suárez, F.J. 1962.** Un nuevo *Dasylabris* Rad. del Sahara Español (Hymenoptera, Mutillidae). – *Boll. Soc. ent. ital.*, 92(9/10): 147-151, 3 figs.
- Suárez, F.J. 1963a.** Diagnósis previas para una revisión de las especies mediterráneas del género *Myrmosa* Latreille (Hymenoptera, Myrmosidae). – *Boll. Soc. ent. ital.*, 93(7/8): 113-117.
- Suárez, F.J. 1963b.** Hyménoptères Típhiides, Aptérogynídes et mutillídes récoltés par J. Mateu dans l'Ennedi et au Tchad. – *Bull. Inst. franc. Afr. noire, Dakar*, (A)25(3): 912-943, 10 figs.
- Suárez, F.J. 1965a.** Datos preliminares al estudio de los mutilidos Ibéricos (Hymenoptera). – *Eos, Madrid*, 40(3/4): 569-586, 7 figs.
- Suárez, F.J. 1965b.** Nota sinonímica preliminar y propuesta del nombre genérico *Eremomyrme* nom. nov. (Hymenoptera, Mutillidae). – *Mem. Soc. ent. ital.*, 44: 51-52.
- Suárez, F.J. (1966)1967.** Diagnósis preliminares de nuevas especies de *Tricholabioides* Rad. (Hym., Mutillidae). – *Eos, Madrid*, 42(3/4): 561-573.
- Suárez, F.J. (1968)1969.** *Trogaspidia castellana* (Mercet, 1903): Aclaración de un error de procedencia y correcciones sinonímicas derivadas de la misma (Hym., Mutillidae). – *Graellsia*, 24: 115-122, 1 fig.

- Suárez, F.J. 1970.** Tres nuevos mutilidos Españoles (Hym., Mutillidae). – Graellsia, 25: 245-259.
- Suárez, F.J. 1974.** Nuevas especies de mutilidos recogidos por la mision del Dr. Z. Kaszab en Mongolia, durante las campañas de 1963 a 1968 (Hymenoptera: Myrmosidae y Mutillidae). – Arch. Inst. aclim., 19: 5-19, 6 figs.
- Suárez, F.J. 1975a.** Comentarios sobre *Smicromyrmilla* Suárez y *Nanomutilla* André (Hymenoptera, Mutillidae). – Arch. Inst. aclim., 20: 105-119.
- Suárez, F.J. 1975b.** Especies nuevas o poco conocidas de la fauna Mediterránea. IV. Tres nuevas *Smicromyrme* de la zona oriental (Hymenoptera, Mutillidae). – Arch. Inst. aclim., 20: 155-171, 11 figs.
- Suárez, F.J. 1979a.** Una nueva especie del Afganistán y propuesta de un género nuevo para la misma (Hymenoptera, Mutillidae). – Čas. morav. Mus. Brne, 64: 157-162. [Also in Nouv. Revue Ent., 1979, 9(1): 71-77].
- Suárez, F.J. 1979b.** Una nueva especie de *Paramyrmosa* Saussure, 1880, de Túnez (Hymenoptera, Myrmosidae). – Eos, Madrid, 53(1/4): 309-313.
- Suárez, F.J. (1978)1980.** Nuevo género segregado de *Myrmosa* Latreille, y descripción de una *Paramyrmosa* nueva de España (Hymenoptera, Myrmosidae). – Eos, Madrid, 54: 275-280.
- Suárez, F.J. 1981.** Tres nuevos Myrmosidos paleárticos (Hymenoptera, Myrmosidae). – Eos, Madrid, 57: 265-271.
- Suárez, F.J. 1988.** Mirmosidos de la Peninsula Iberica (Hymenoptera, Myrmosidae). – Graellsia, 44: 81-158, 115 figs, 5 maps.
- Suárez, F.J. 1989.** Notas sobre algunos *Tricholabioides* (Hymenoptera, Mutillidae). – Eos, Madrid, 65(1): 125-188, 34 figs.
- Templado, J. 1958.** *Smicromyrmex viduata* Pall. parasito de *Bembex mediterranea* Handl. – Graellsia, 16(1/3): 45-47.
- Thomson, C.G. 1870.** Opuscula entomologica. Fasc. 2. Lund. [Mutillidae - p. 207-210].
- Tournier, H. 1889.** Hyménoptères. Descriptions d'espèces nouvelles et remarques diverses. – L'Entomol. genevois, 1: 11-18, 2: 35-45, 3: 56-69, 4: 93-96, 5: 102-115, 6-8: 124-140. [Mutillidae - p. 11-18, 35-41].
- Tournier, H. 1895.** Deux mutilles nouvelles du Maroc. – Anns Soc. ent. France (Bull.): xlvii-xlviii.
- Tsuneki, K. 1972.** Studies on the Mutillidae of Japan (Hymenoptera). – Etizenia, 61: 1-21, 48 figs.
- Tsuneki, K. 1993.** On some Taiwanese Mutillidae, collected in 1976 by Mr. T. Murota, with description of new taxa (Hymenoptera). – SPJHA (Spec. Publ. Japan Hym. Assoc.), 41: 39-50.
- Turrisi, G.F. 1999.** Contributo alla conoscenza dei Mutillidae di Sicilia ed isole circumsiciliane (Hymenoptera, Scolioidae). – Boll. acc. gioenia sci. nat., 31(354): 119-155.
- Uddman, I. 1753.** Novae insectorum species, etc. Aboae. [Mutillidae - p. 1-4, 47, fig. 17].
- Villers, C. de. 1789.** Caroli Linnaei entomologia, faunae suevicæ descriptionibus aucta; etc. Lugduni, 3: [Mutillidae - p. 340-344, 640, 641, plate 3, figs 33-36].
- Walker, F. 1871.** A list of Hymenopterous insects collected by J.K. Lord, Esq. in Egypt, in the neighbourhood of the Red Sea, and in Arabia. With descriptions of the new species. London, iv + 59 p. [Mutillidae - p. 11].
- Wesmael, M. 1852.** Revue critique des hyménoptères fouisseurs de Belgique. – Bull. Acad. r. Belg. Cl. Sci., 18(2): 362-384.

- Wu, Chenfu F. 1941.** Superfamily Scoliidea. In *Catalogus insectorum sinensium*. Peiping, 6: 125-139. [Mutillidae - p. 132-137].
- Yano, M. 1932.** *Iconographia insectorum japonicorum*. 1st edition. Tokyo. [Mutillidae - p. 325-327, 6 figs]. (In Japanese).
- Yano, M., Yasumatsu, K. 1950.** *Iconographia insectorum japonicorum*. 2nd edition. [Mutillidae - p. 1445, 1447-1448, 4 figs]. (In Japanese).
- Yarrow, I.H.H. 1954.** The Irish form of *Myrmosa atra* Panz. (Hym., Tiphidae). – *J. Soc. Br. Ent.*, 5: 43.
- Yasumatsu, K. 1931.** Description of a new species of *Myrmosa* from Japan (Hymenoptera, Myrmosidae). – *Trans. Sapporo nat. Hist. Soc.*, 11(4): 221-226, plate 3, 20 figs.
- Yasumatsu, K. 1937.** Hymenoptera of Tsushima. First report. – *J. Fukuoka nat. Hist. Soc.*, 2: 59-74. [Mutillidae - p. 68].
- Yasumatsu, K. 1938.** Les Mutilles de Corée et de la Mandchourie du Sud. – *Trans. Nat. Hist. Soc. Formosa*, 28(175): 83-87.
- Yasumatsu, K. 1947b.** Some wasps and bees of the desert Kunshan-Tagh in Inner Mongolia. – *Mushi*, 18: 29-33. [Mutillidae - p. 29].
- Yasumatsu, K. 1951.** Mutillidae of Shansi, North China. – *Mushi*, 22(12): 69-72.
- Yasumatsu, K., Kumashiro, S. 1940.** Notes on two mutillids from northern Korea. – *Kontyu*, 14(1): 43. (In Japanese).
- Yoshida, M. 1989.** In Hirashima, Y. (ed.): A check list of Japanese insects. Fukuoka. xiii + 1767 p. [Mutillidae - p. 650-651].
- Zavattari, E. 1910a.** *Catalogo delle mutille del Museo Zoologico di Napoli*. – *Annuar. Mus. Zool. R. Univ. Napoli*, (N.S.)3(9): 1-16.
- Zavattari, E. 1913.** H. Sauter's Formosa-Ausbeute. Mutillidae (Hym.). – *Archiv Natur.*, 79A(3): 19-42.
- Zimsen, E. 1964.** The type material of I.C. Fabricius. Copenhagen, 656 p. [Mutillidae - p. 411, 429-430]

INDEX OF LATIN NAMES

The valid generic names and family level taxa are given in **bold**, the synonyms - in *italic*.

A

- abnorma (Chen, 1957), *Mickelomyrme* 54
 acanthosterna Nonveiller, 1994, *Stenomutilla* 101
 acasta (Cameron, 1902), *Bischoffitilla* 127
 adagirica Invrea, 1953, *Dasylabris* 87
 adversa Skorikov, 1935, *Dasylabris* 87
 aegyptiaca (Bischoff, 1920), *Pseudophotopsis* 23
 aegyptiacus (Radoszkowski, 1876), *Tricholabiodes* 104
 aestivalis (Hammer, 1950), *Neotrogaspidia* 82
 aesyca (Cameron, 1902), *Bischoffitilla* 127
 aethiops Nonveiller, 1994, *Stenomutilla* 101
 afgasiata Nonveiller, 1972, *Smicromyrme orientalis* f. 67
 affinis (Lucas, 1849), *Sigilla* 40
 afghanica (Lelej, 1980), *Bischoffitilla* 28, 127
 afghanica (Suárez, 1979), *Artiotilla* 80
 afghanica Lelej, 1980, *Pseudophotopsis* 23
 agrestis (Lepelletier, 1845), *Myrmilla* 32
 agusii (Costa, 1884), *Smicromyrme* 72
 albeola (Pallas, 1773), *Dasylabris* 88
 algira (Lepelletier, 1845), *Ronisia* 47
 algira Skorikov, 1935, *Dasylabris exarenaria* var. 91
Allomutilla Ashmead, 1899 87
Alloneurion Ashmead, 1899 23
 almeriensis Suárez, 1952, *Dasylabris* 98
 ambigua (Skorikov, 1935), *Skorikovia* 64
 ambigua Invrea, 1954, *Smicromyrme rufipes* var. 69
 ambigua Invrea, 1964, *Ronisia barbara* f. 47
 anacta Skorikov, 1935, *Nemka* 56
 anatolica Nonveiller, 1994, *Stenomutilla* 101
 anceps (Radoszkowski, 1877), *Dasylabris* 97
 andalusiana Skorikov, 1927, *Myrmilla calva* var. 32
 andalusiana Skorikov, 1935, *Nemka viduata* ssp. 57
 andradei Suárez, 1954, *Smicromyrme metanotalis* ssp. 76
 andrei Mercet, 1903, *Dasylabris* 90
Andreimyrme Lelej, 1995 12, **50**, 122
 angelae Suárez, 1958, *Sigilla* 40
 angelae Suárez, 1959, *Dasylabris* 90
 angustata (Skorikov, 1935), *Ephutomma* 53, 111
angusticollis (Spinola, 1843), *Blakeius* 29
angustisquama Skorikov, 1935, *Stenomutilla* 102
 anopla Skorikov, 1927, *Myrmilla* 31
appropinqua Skorikov, 1927, *Myrmilla* 38
 aptera Uddman, 1753, *Apis* 42
apunctata Lelej, 1977, *Smicromyrme hasanensis* f. 68
 arabica (Olivier, 1811), *Dasylabris* 87
 aramea (Suárez, 1963), *Krombeinella* 17
 arameana (André, 1902), *Smicromyrme* 79
 araratica (Radoszkowski, 1890), *Macromyrme* 41
 archaeotrichosoma Lelej, 1986, *Protomutilla* 22
 arciformis Chen, 1957, *Trogaspidia* 83
 ardescens (Smith, 1873), *Bischoffitilla* 28, 127
 arenaria (Fabricius, 1787), *Dasylabris* 91
 arenaria Fabricius, 1787 *Mutilla* 87
 argentata (Villers, 1789), *Stenomutilla* 101, 119
 argentata Skorikov, 1935, *Dasylabris maura nostras* var. 94
 argentata Skorikov, 1935, *Dasylabris steno-thoracica* var. 100
 argentata Villers, 1789, *Mutilla* 101
 argenteofasciata (Costa, 1858), *Dasylabris* 93
 argyrauxa Skorikov, 1935, *Dasylabris maura nostras* var. 94
 argyroloma Skorikov, 1935, *Dasylabris* 89
 argyronota Skorikov, 1935, *Dasylabris* 96
 ariana Lelej, 1980, *Artiotilla* 80
 ariasi (André, 1896), *Smicromyrmill* 28, 115
 armeniaca (Kolenati, 1846), *Dasylabris maura* ssp. 94
 armeniaca (Skorikov, 1935), *Pseudophotopsis* 24
 armeniaca Skorikov, 1927, *Myrmilla calva* ssp. 34
 armeniaca Skorikov, 1935, *Dasylabris* 100

- arsinoensis* (André, 1896), *Smicromyrme* 74
Artiotilla Invrea, 1950 12, **80**, 123
arundinacea (Pagden, 1934), *Bischoffitilla* 127
asiatica (Lelej, 1984), *Physetopoda* 57
asiatica Lelej, 1985, *Smicromyrme* 65
asiatica Suárez, 1965, *Pseudophotopsis* 26
asiaticus Radoszkowski, 1885, *Tricholabiodes* 104, 110, 112
askhabadensis (Radoszkowski, 1885), *Pseudophotopsis* 26
aspera (Cameron, 1900), *Bischoffitilla* 127
Astomyrme Schwartz, 1984 64
astrabada Skorikov, 1927, *Myrmilla* 32
atalanta Nagy, 1967, *Myrmilla* 36
aterrima (Suárez, 1959), *Krombeinella* 17
atra Lepeletier, 1845, *Myrmosa* 20
atra Panzer, 1801, *Myrmosa* 19, 107
atrata (Linnaeus, 1767), *Dasylabris* 91
atrata Linnaeus, 1767, *Mutilla* 87
atrata sensu Olivier, 1811, *Dasylabris* 89
atrataria Petersen 1988, *Dasylabris* 92
atrithorax (André, 1902), *Smicromyrme* 79
atriventris (André, 1903), *Dasylabris maura* var. 92
aucta (Lepeletier, 1845), *Stenomutilla* 102
aurantiaca Skorikov, 1935, *Nemka* 55
aureiventris (Walker, 1871), *Trogaspidia* 84
aureomaculata (Sichel et Radoszkowski, 1870), *Dasylabris* 91
auroguttata (Smith, 1855), *Eotrogaspidia* 81
auroguttata Smith, 1855, *Mutilla* 81
ausonia Invrea, 1950, *Smicromyrme* 64, 65
austriaca (Lepeletier, 1845), *Stenomutilla* 101
austriaca (Panzer, 1799), *Dasylabris* 93
aversa (Nurse, 1903), *Bischoffitilla* 127
azerbaidzhanica Lelej, 1985, *Smicromyrme* 68
- B**
- bactrianus* Suárez, 1967, *Tricholabiodes* 104
badchysiana Lelej, 1980, *Myrmilla* 36
baetica Suárez, 1981, *Krombeinella* 18
baigacuma (Skorikov, 1935), *Skorikovia* 64
baktriana (Skorikov, 1935), *Pseudophotopsis* 24
balianii Invrea, 1932, *Smicromyrme* 72
ballioni (Radoszkowski, 1866), *Trogaspidia* 83
Baltilla Lelej, 1976 87
barbara (Fabricius, 1793), *Stenomutilla* 103
barbara (Linnaeus, 1758), *Ronisia* 45
barbara Linnaeus, 1758, *Mutilla* 45
barbarula (Petersen, 1988), *Ronisia* 45
bareyi (Radoszkowski, 1893), *Nemka* 56
bareyi Radoszkowski, 1893, *Mutilla* 42
bartholomaei (Radoszkowski, 1865), *Nemka viduata* ssp. 56
batai Hoffer, 1938, *Dasylabris italica* f. 99
bataviana (André) *Nonveilleridia* 124
beaumonti (Invrea, 1953), *Krombeinella* 18
beaumonti Invrea, 1953, *Smicromyrme* 72
beljgovskii Skorikov, 1927, *Myrmilla sarmatica* var. 37
beludzhanica Lelej, 1985, *Dentilla* 51
beludzhanus Lelej, 1985, *Tricholabiodes* 105
bengasiana Invrea, 1932, *Smicromyrme* 73
berberica (André, 1902), *Smicromyrme* 73
bergi Skorikov, 1935, *Dasylabris* 88
berlandi Invrea, 1953, *Smicromyrme* 71
betpakdalensis (Lelej, 1984), *Physetopoda* 57
betpakdalensis Lelej, 1971, *Smicromyrme* 66
biblica Invrea, 1950, *Dasylabris* 97
bicolor (Lucas, 1849), *Physetopoda* 60
bicolor (Olivier, 1811), *Dentilla* 51
bicolor (Pallas, 1771), *Dasylabris* 88
bicolor Baer, 1848, *Myrmosa* 20
bicolor Pallas, 1771, *Mutilla* 87
bicornuta Nonveiller, 1994, *Stenomutilla* 102
bidentata (Tsuneki, 1972), *Bischoffitilla* 28, 127
bidentata André, 1905, *Myrmilla* 39
bidenticulata Chen, 1957, *Smicromyrme* 68
bifasciata (Klug, 1829), *Stenomutilla* 102
biguttata (Costa, 1858), *Artiotilla* 80, 107
biguttata Costa, 1858, *Mutilla* 80
bilibicornis Skorikov, 1927, *Myrmilla* 32
bimaculata (Jurine, 1807), *Physetopoda* 62
bimaculata Invrea, 1965, *Tropidotilla litoralis* f. 50
binghami (Bischoff, 1920), *Pseudophotopsis* 24
binio (Radoszkowski, 1888), *Trogaspidia* 83
binotata (Radoszkowski, 1879), *Macromyrme* 41
binotata Radoszkowski, 1879, *Mutilla* 41
bipunctata (Lepeletier, 1845), *Nemka* 56
bipunctata Latreille, 1792, *Mutilla* 29
bipunctatus (Latreille, 1792), *Blakeius* 29
bischoffi (Invrea, 1952), *Paramyrmosa* 21
Bischoffitilla Lelej, gen. n. 11, **28**, 116, 118, 126, 127
Bisigilla Skorikov, 1927 29

- bisignata* (Morawitz, 1890), Trogaspidia 83
biskrensis (André, 1900), Pseudophotopsis 24
bison (Costa, 1887), Myrmilla 34
bitriangulata (Invrea, 1953), Physetopoda
jacobi var. 61
bituberculata Smith, 1855, Mutilla 29
bizonata (Smith, 1856), Stenomutilla 102
Blakeius Ashmead, 1903 11, 29, 107, 116
bletoni Giner, 1959, Smicromyrme 73
bodenheimeri (Invrea, 1950), Ronisia maro-
 cana ssp. 48
bofilli (Mercet, 1905), Smicromyrme nup-
 tura var. 77
boheana Chen, 1957, Smicromyrme 63
borceai Nagy, 1968, Smicromyrme 68
borgiana (Invrea, 1951), Physetopoda ligus-
 tica var. 60
Bothriomurilla Ashmead, 1899 42
brachynota (Chen, 1957), Bischoffitilla 127
brachythorax (Skorikov, 1935), Pseudopho-
 topsis 24, 119
brunnescens Lelej, 1971, Pseudophotopsis 24
brunnipes (Lepelletier, 1845), Paramyrmosa 21
brunnipes Lepelletier, 1845, Myrmosa 21
brutia (Petagna, 1787), Ronisia 45
brutia (Petagna, 1787), Ronisia brutia ssp. 45
brutia Petagna, 1787, Mutilla 45
bucharensis Skorikov, 1935, Dasylabris 91
burmanensis Lelej, 1984, Erimyrmosa 17
byblis (Mickel, 1934), Bischoffitilla 127
bytinskii Invrea, 1965, Myrmilla 36
bytinskii Invrea, 1965, Smicromyrme 73
- C**
- caeca* (Radoszkowski, 1879), Ctenotilla 41, 111
caeca Radoszkowski, 1879, Mutilla 41
caecia Skorikov, 1935, Dasylabris 89
calcariventris (Sichel et Radoszkowski,
 1870), Sigilla 40
calliopeia (Mickel, 1935), Bischoffitilla 127
calonata (André, 1903), Dasylabris 92
calva (Fabricius, 1798), Myrmilla 32
calva (Panzer, 1801), Ronisia 47
calva (Villers, 1789), Myrmilla 32, 115
calva Villers, 1789, Mutilla 31
cameroni (Yano, 1932), Smicromyrme 70
canariensis André, 1907, Liomutilla 31
canariensis Suárez, 1970, Dasylabris 91
canonota Skorikov 1935, Dasylabris mau-
 roopsis var. 90
capitata (Lucas, 1849), Myrmilla 36
capitata Lucas, 1849, Mutilla 36
cardea (Mickel 1935), Bischoffitilla 127
carinata (Sichel et Radoszkowski, 1870),
 Dasylabris 95
carinata Skorikov, 1935, Stenomutilla 102
Carinomyrmosa Lelej, 1981 11, 17, 112, 113
carinulata (Dalla Torre, 1897), Dasylabris
 maura ssp. 95
carinulifera (André, 1908), Bischoffitilla 127
caspicapica (Kolenati, 1846), Dasylabris 88
caspicapica (Radoszkowski, 1885), Pseudopho-
 topsis 24, 119
castanea Bischoff, 1916, Protomutilla 22
castellana (Mercet, 1903), Trogaspidia 83
castellaneta Pagliano, 1983, Physetopoda 62
castrensis Invrea, 1954, Smicromyrme 73
catanensis (Rossi, 1794), Trogaspidia 83
caucasica (Kolenati, 1846), Myrmilla 33, 121
caucasica (Radoszkowski, 1885), Pseudo-
 photopsis 25
caucasica Lelej, 1985, Dentilla 51
caucasica Radoszkowski, 1865, Mutilla 42
caucasica Radoszkowski, 1885, Agama 25
caucasica Skorikov, 1927, Myrmilla 38
caucasica (Dalla Torre, 1897), Pseudo-
 photopsis 25
ceballosi Suárez, 1959, Smicromyrme 73
cephalica (Sichel et Radoszkowski, 1869),
 Myrmilla 37
cephalotes Lelej, 1985, Smicromyrme 69
ceresae Invrea, 1952, Smicromyrme ruficol-
 lis ssp. 71
cerrutii (Invrea, 1956), Physetopoda 60
chiesi (Spinola, 1839), Blakeius 30
chihpenchia Tsuneki, 1993, Smicromyrme 54
chinensis (Smith, 1855), Smicromyrme 73
chorezmiensis Skorikov, 1935, Stenomutilla 104
chusistana Skorikov, 1927, Myrmilla 31
ciliata (Fabricius, 1793), Myrmilla 37
cinereifrons (Costa, 1864), Smicromyrme 77
cinerescens (Olivier, 1811), Dasylabris 91
cingulata (Costa, 1858), Physetopoda 58
cirrata Skorikov, 1935, Dasylabris mixta var. 95
cithara (Skorikov, 1935), Pseudophotopsis 25
citigrada Gistel, 1857, Mutilla 107

- clausa (Lepeletier, 1845), *Dasylabris maura* ssp. 94
- Clinotilla** Arnold, 1956 127
- clypealis* (Mickel, 1935), *Bischoffitilla* 127
- clythrae* Rosenhauer, 1856, *Mutilla* 107
- cobosi* (Suárez, 1958), *Blakeius bipunctatus* var. 30
- coeruleans* Lepeletier, 1845, *Mutilla* 42
- cognata* (Costa, 1858), *Paramyrmosa* 21
- cognata* (Smith, 1855), *Sigilla* 40
- collaris* (Fabricius, 1787), *Stenomutilla* 102, 107
- compacta* (Invrea, 1957), *Physetopoda* 58
- complecta* Invrea, 1960, *Smicromyrme libyca* f. 76
- concava* (Mickel, 1934), *Bischoffitilla* 127
- concolora* (Radoszkowski, 1865), *Dasylabris* 99
- confusa* (Lepeletier, 1845), *Ronisia* 46
- conjuncta* (Klug, 1829), *Odontotilla* 39
- Conjunctotilla* Nonveiller, 1996 39, 117
- constans* Ovchinnikov, 2002, *Smicromyrme* 66
- consuenta* Skorikov, 1935, *Dasylabris maura nostras* var. 94
- continua* Fabricius, 1804, *Mutilla* 23
- conversa* (Hoffer, 1938), *Physetopoda* 58
- conversus* (Chen, 1957), *Radoszkowskii* 82
- coracina* Lelej, 1985, *Smicromyrme* 66
- corniculata* (Gerstaecker, 1862), *Myrmilla* 33
- corniculata* (Sichel et Radoszkowski, 1869), *Myrmilla* 33
- corniculatina* Skorikov, 1927, *Myrmilla* 33
- cornuta* (Olivier, 1811), *Myrmilla* 34
- coronata* (Fabricius, 1793), *Nemka* 55
- coronata* (Lelej, 1976), *Ephutomma* 53
- coronata* (Rossi, 1792), *Nemka* 55
- costae* (Dalla Torre, 1897), *Smicromyrme* 78
- Craspedopyda* Lelej, 1976 89
- Craspedopyda* Skorikov, 1935 89
- crassa* (Klug, 1829), *Dasylabris* 88
- crassicornis* (Maidl, 1922), *Smicromyrme* 73
- crenata* (Radoszkowski, 1865), *Dasylabris* 91
- Cretavidae** Sharov, 1957 107
- Cretavus** Sharov, 1957 107
- cretica* (Nonveiller, 1972), *Dentilla* 51
- cristinae* Lo Cascio, 2000, *Smicromyrme* 73
- cruenticeps* (André, 1901), *Tropidotilla* 50
- Ctenotilla** Bischoff, 1920 11, 41, 120
- curtiventris* (André, 1901), *Dentilla* 51
- cyanea* Lepeletier, 1845, *Mutilla* 42
- cyaneiventris* (André, 1896), *Sinotilla* 63
- cyaneiventris* (André, 1896), *Sinotilla cyaneiventris* ssp. 63
- cypria* (Sichel et Radoszkowski, 1870), *Dasylabris mandersternii* ssp. 90
- cypridiis* Invrea, 1940, *Tropidotilla* 48
- cyprica* (Hammer, 1950), *Pseudophotopsis* 24
- cyrenaica* Invrea, 1950, *Myrmilla* 37
- Cystomutilla** André, 1896 12, 86, 109, 110
- Cystomutillinae* Invrea, 1964 86
- czerskii* (Skorikov, 1929), *Paramyrmosa* 21

D

- daghestanica* (Radoszkowski, 1885), *Physetopoda* 58
- dalmatica* (André, 1893), *Artiotilla* 80
- dalmatina* Invrea, 1954, *Smicromyrme* 67
- damascena* Invrea, 1962, *Smicromyrme* 73
- Dasylabrinae** Skorikov, 1935 12, 87, 109, 111, 125
- Dasylabris** Radoszkowski, 1885 12, 87, 89, 97, 125, 126
- Dasylabris* subg. 90
- Dasylabroides* sp. 115
- Dasymutilla** Ashmead, 1899 86
- davidi* (André, 1898), *Andreimyrme* 50
- decorata* (Sichel et Radoszkowski, 1870), *Dasylabris* 98
- decoratifrons* (Costa, 1860), *Ronisia* 47
- decoratissima* (Dalla Torre, 1897), *Dasylabris* 98
- defecta* (André, 1903), *Dasylabris* 97
- deficiens* Skorikov 1935, *Dasylabris* 90
- defixa* Invrea, 1953, *Smicromyrme* 73
- defunctatrix* Gistel, 1857, *Mutilla* 107
- deminuta* Nonveiller, 1972, *Smicromyrme vladani* f. 68
- dentata* Bischoff, 1916, *Protomutilla* 22
- denticollis* (Motschulsky, 1863), *Bischoffitilla* 127
- denticollis* Bischoff, 1920, *Squamulotilla* 127
- Dentilla** Lelej, 1980 12, 51, 120, 122
- deserta* (Lelej, 1984), *Physetopoda* 58
- deserta* (Smith, 1879), *Bischoffitilla* 127
- deserta* Lelej, 1985, *Ephutomma* 53
- desertorum* (Radoszkowski, 1865), *Dasylabris* 90
- desertorum* Radoszkowski, 1865, *Mutilla* 89
- desponsa* (Smith, 1855), *Orientilla* 101

- destefanii* (Dalla Torre, 1897), Smicromyrme 77
detrita (André, 1903), Dasylabris arabica var. 87
dichroa (Sichel et Radoszkowski, 1870),
 Dentilla 51
dictynna (Mickel, 1934), Bischoffitilla 127
differens Lepeletier, 1845, Ronisia 47
dimidiata (Latreille, 1792), Mutilla 107
diophthalma (Costa, 1882), Blakeius 30
discoidalis (Radoszkowski, 1865), Ronisia 46
disjuncta (Mickel, 1934), Bischoffitilla 127
dispar (Smith, 1855), Nemka 56
distincta (Lepeletier, 1845), Myrmilla 32
distincta Lepeletier, 1845, Mutilla 31
ditescens Skorikov, 1935, Dasylabris ornata
 var. 98
divisa (Smith, 1855), Trogaspidia 84
dorsalis (Lucas, 1849), Ronisia 48
dorsata (Fabricius, 1798), Sigilla 40
dorsata Fabricius, 1798, Mutilla 40
doumerguei (André, 1901), Myrmilla 33
dubia (Costa, 1858), Krombeinella 19
dunalis Invrea, 1953, Smicromyrme recta-
 gonum var. 78
duplex (Radoszkowski, 1885), Ronisia bru-
 tia ssp. 46
duplicolor Skorikov, 1935, Dasylabris 95
duplisquamata (Chen, 1957), Bischoffitilla 127
dusmeti (Mercet, 1905), Smicromyrme
 rufipes var. 72
- E**
- ecornuta* Skorikov, 1927, Myrmilla 35
edentata Skorikov, 1927, Myrmilla 33
Edrionotus Radoszkowski, 1885 36
egregia (Klug, 1835), Dasylabris 92
ehrenbergi Bischoff, 1920, Trogaspidia 83
albana Invrea, 1963, Mutilla 42
elegans (Klug, 1835), Dasylabris 98
ellipsifera (Gribodo, 1884), Smicromyrme 74
elongata (Radoszkowski, 1885), Skorikovia 64
elongata Radoszkowski, 1885, Mutilla 63
elonica Invrea, 1965, Smicromyrme 74
elpinice (Mickel, 1933), Neotrogaspidia 82
eltihnica Invrea, 1960, Smicromyrme 74
emiliae (Dalla Torre, 1897), Myrmilla 31
eminula (Mickel, 1934), Bischoffitilla 127
eoae (Lelej, 1977), Phytetopoda 60
eos Lelej, 1981, Myrmosa 20
- Eotrogaspidia** Lelej, 1996 12, 81, 124, 125
ephippium (Fabricius, 1793), Phytetopoda 59
ephippium (Rossi, 1792), Smicromyrme 71
Ephutinae Ashmead, 1903 12, 106, 109,
 111, 126
Ephutomma Ashmead, 1899 12, 52, 122, 123
ephotommatina Skorikov, 1927, Myrmilla 31
erdae (Zavattari, 1913), Bischoffitilla 127
Eremomyrme Suárez, 1965 52
Eremotilla Lelej, 1985 66
Erimyrme Lelej, 1985 68
Erimyrmosa Lelej, 1984 11, 17, 112
erlandssoni Suárez, 1961, Stenomutilla 102
ernesti (Cameron, 1898), Bischoffitilla 127
errana (Nonveiller, 1958), Dentilla 51
erronea (André, 1902), Dentilla 52
erronea André, 1902, Mutilla 51
erronea Lelej, 1985, Dasylabris 97
erschoffii Sichel et Radoszkowski, 1870,
 Mutilla 42
erubescens Invrea, 1965, Stenomutilla 102
erythrocephala (Latreille, 1792), Myrmilla 33
erythrocephala (Lucas, 1849), Cystomutilla 86
erythrocephala Latreille, 1792, Mutilla 31
erythrocephala Yarrow, 1954, Myrmosa atra
 ssp. 20
erythrothorax (Sichel et Radoszkowski,
 1870), Blakeius 29
esterina Pagliano, 1983, Smicromyrme 65
etrusca Invrea, 1950, Smicromyrme ausonia
 var. 65
etzchmiadzini (Radoszkowski, 1885), Myr-
 milla 34
europaea Linnaeus, 1758, Mutilla 42, 110, 119
Eurygnathilla Skorikov, 1927 31
exacta (Smith, 1879), Mickelomyrme 54
exarenaria Skorikov, 1935, Dasylabris 95
excoriata (Lepeletier, 1845), Sigilla 40
exilipunctata (Chen, 1957), Bischoffitilla 28, 124
exilipunctata Chen, 1957, Squamulotilla 126
- F**
- facilis* (Smith, 1860), Bischoffitilla 127
fasciata (Klug, 1829), Myrmilla 35
fasciaticollis (Spinola, 1843), Smicromyrme
 partita ssp. 77
fedtschenkoi (Radoszkowski, 1877), Troga-
 spidia 83, 111

- fedtshenkoi Lelej, 1984, Jaxartilla 100
 femoralis Invrea, 1953, Smicromyrme libyca var. 75
 ferdinandi Invrea, 1953, Smicromyrme 74
 ferghanica Ovchinnikov, 2002, Ephutomma 53
 ferrugineiceps (André, 1902), Smicromyrme 74
 ferrugineipes (André, 1910), Smicromyrme 74
 ferrugineiventris (André, 1903), Dasytibris 97
ferrugineocapitata Skorikov, 1935, Stenomutilla 104
fertoni (Invrea, 1953), Artiotilla 80
 filippovi Lelej, 1985, Myrmilla 37
 fimbriata (Klug, 1829), Tropidotilla 49
flavocornuta Invrea, 1965, Ronisia marocana ssp. 48
 floralis (Klug, 1829), Trogaspidia 84
 formosana (Zavattari, 1913), Bischoffitilla 127
 frater (E. Saunders, 1899), Erimyrmosa 17
fraterna (Baer, 1848), Myrmilla 37
 friekae (Zavattari, 1913), Taiwanomyrme 81
 frontalis (Klug, 1829), Tropidotilla 49
 fucosa (Mickel, 1934), Bischoffitilla 127
fulvogastra (André, 1901), Smicromyrme 71
 fumata Bischoff, 1920, Pseudophotopsis 25
funeraria (Erichson, 1849), Dasytibris 88
funerula Suárez, 1974, Dasytibris 88
 fusca Invrea, 1932, Smicromyrme libyca var. 76
 fuscipennis (Fabricius, 1804), Trogaspidia 84
 fusculina (Invrea, 1955), Phytetopoda 58
- G**
- gabesiana Bischoff, 1920, Ephutomma 53
 gaea Chen, 1957, Trogaspidia rhea ssp. 85
 galatea (Mickel, 1934), Bischoffitilla 127
 garamantis Suárez, 1967, Tricholabiodes 105
 garciamerceti Suárez, 1962, Dasytibris 92
 garciapavoni Suárez, 1975, Smicromyrmilla ariasi ssp. 28
 gaullei (Invrea, 1950), Krombeinella 18
 gebatana Invrea, 1953, Smicromyrme 74
 geyri (Bischoff, 1920), Pseudophotopsis 25
 ghilianii (Spinola, 1843), Ronisia 47
 giarabubensis Invrea, 1932, Smicromyrme 74
gibba (Baer, 1848), Smicromyrme 71
 gineri Invrea, 1953, Smicromyrme 74
 glabrata (Fabricius, 1775), Myrmilla 37
globosa Franz, 1982, Smicromyrme 72
Glossomyrme Suárez, 1979 80
- Glossotilla* Bischoff, 1920 12, 60, 81, 124, 125
 gobiana (Chen, 1957), Sinotilla cyaneiventris 63
gobicola Lelej, 1981, Pseudomyrmosa 23
gobicola Skorikov, 1935, Dasytibris 88
 gorbatovskii (Lelej, 1984), Phytetopoda 58
 gorgon Blake, 1871, Mutilla 86
gracilis (Skorikov, 1935), Skorikovia 64
graeca (Lepeletier, 1845), Tropidotilla 49
gregory Hoffer, 1936, Smicromyrme pusilla septentrionalis f. 69
 gridellii Invrea, 1960, Smicromyrme 74
 griseescens (Lepeletier, 1845, Tropidotilla 49
 gussakovskii Lelej, 1985, Smicromyrme 66
 gussakovskii Skorikov, 1935, Dasytibris 97
 gussakovskiji Lelej, 1981, Carinomyrmosa 17, 115
- H**
- hageni Zavattari, 1913, Mutilla 54
 halensis (Fabricius, 1787), Phytetopoda 59, 112, 117
 halensis Fabricius, 1787, Mutilla 57
hamata Skorikov, 1927, Myrmilla corniculata var. 35
 hammeri (Suárez, 1959), Neotrogaspidia 82
hasanensis Lelej, 1977, Smicromyrme 68
hastata (Costa, 1858), Myrmilla 32
 hazara Lelej, 1980, Dasytibris 88
 hebraea (Suárez, 1963), Krombeinella 18
 hierosolymitana Invrea, 1953, Smicromyrme 74
hispanica (Sichel et Radoszkowski, 1870), Smicromyrme 77
 hispanica Suárez, 1980, Paramyrmosa 21
 hissarica (Lelej, 1984), Phytetopoda 59
 hoffmanni (Mickel, 1933), Trogaspidia 84
Horiaia Tsuneki, 1993 54
 hottentota (Fabricius, 1804), Stenomutilla 103
humeralis (Sichel et Radoszkowski, 1870), Ronisia 48
hungarica (Fabricius, 1793), Ronisia 45
Hyleus 19
- I**
- iberica* (Kolenati, 1846), Tropidotilla 49
iberica (Suárez, 1963), Krombeinella 18
 iberica Giner 1942, Dasytibris 92
iberica Skorikov, 1935, Dasytibris maura nostras var. 94

- ibericus (Suárez, 1958), *Blakeius bipunctatus* 30
 iliensis Lelej, 1985, *Smicromyrme* 70
immaculata (Skorikov, 1935), *Trogaspidia* 84
imparilis (Mickel, 1934), *Bischoffitilla* 127
implicata Invrea, 1953, *Smicromyrme* 74
impressiventris Nonveiller, 1994, *Stenomutilla* 103
 Inbaltilla Lelej, 1976 97
incerta (Radoszkowski, 1877), *Ephutomma* 54
incerta Bischoff, 1916, *Protomutilla* 22
incerta Radoszkowski, 1877, *Mutilla* 52
incompleta (Lepelletier, 1845), *Myrmilla* 32
incompleta Skorikov, 1935, *Dasylabris siberica* var. 96
inconstans (Radoszkowski, 1885), *Smicromyrme* 66
indecora (Cameron, 1898), *Bischoffitilla* 127
indigena (Illiger, 1807), *Tropidotilla* 49
indocila (Cameron, 1900), *Bischoffitilla* 127
 indra Lelej, 1980, *Dasylabris* 97
inductrix Skorikov, 1935, *Pseudophotopsis* 26
inerma Schwartz, 1984, *Smicromyrme* 65
infusca Skorikov, 1935, *Stenomutilla* 104
infuscata Nonveiller, 1972, *Smicromyrme vladani* f. 68
infuscata Skorikov, 1935, *Dasylabris maura nostras* var. 94
 ingauna Invrea, 1958, *Smicromyrme* 75
 innesi (André, 1893), *Smicromyrme* 75
insidiator (Smith, 1873), *Neotrogaspidia* 82
insidiator (Smith, 1874), *Neotrogaspidia* 82
insignata Skorikov, 1935, *Dasylabris siberica* var. 96
insueta Invrea, 1964, *Mutilla marginata* f. 44
insulae (Invrea, 1940), *Nemka viduata* ssp. 57
insularis Schuster, 1949, *Physetopoda* 57, 61
intermedia (Costa, 1888), *Smicromyrme* 77
intermedia (De Stefani, 1887), *Smicromyrme* 77
intermedia Skorikov, 1935, *Dasylabris* 92
intermedia Skorikov, 1935, *Nemka* 57
interrupta (Olivier, 1811), *Trogaspidia* 84
interrupta Latreille, 1792, *Mutilla* 107
 invreai (Suárez, 1958), *Blakeius* 30
 invreai Giner, 1945, *Smicromyrme lybica* var. 76
 invreai Nonveiller, 1994, *Stenomutilla* 103
 irana (Skorikov, 1935), *Pseudophotopsis* 25
 irana Lelej, 1985, *Dentilla* 52
 irritabilis Smith, 1879, *Mutilla* 107
Ischioceras Provancher, 1882 19
 isis (Suárez, 1975), *Physetopoda* 59
 israeliana Invrea, 1965, *Trogaspidia* 84
 israeliticus Suárez, 1967, *Tricholabiodes* 105
italica (Fabricius, 1793), *Tropidotilla* 49
- ## J
- jacobi* (Invrea, 1953), *Physetopoda* 61
jacobsoni *Dasylabris* 113
 jacobsoni Skorikov, 1935, *Dasylabris* 97
 jakobsoni Skorikov, 1927, *Myrmilla* 34
japonica (Cameron, 1900), *Smicromyrme* 70
japonica (Dalla Torre, 1897), *Neotrogaspidia* 82
jasonia Skorikov, 1927, *Myrmilla* 33
Jaxartilla Lelej, 1984 12, **100**, 125
juxtarenaria Skorikov, 1935, *Dasylabris* 92
- ## K
- kabakovi Lelej, 1980, *Nuristanilla* 57, 119
 kabakovi Lelej, 1980, *Pseudophotopsis* 25
 kabulensis Lelej, 1980, *Myrmilla* 34
kaschiriensis Baer, 1848, *Mutilla* 43
 kashgarica Lelej, 1981, *Pseudomyrmosa* 22
kaszabi Suárez, 1974, *Dasylabris* 87
 kazenasi (Lelej, 1976), *Ephutomma* 53
 kermana Skorikov, 1935, *Pseudophotopsis* 25
 kermanensis (Lelej, 1984), *Physetopoda* 59
 kerzhneri (Lelej, 1977), *Ephutomma* 53
kiritschenkoi Skorikov, 1927, *Myrmilla* 33
kiritschenkoi Skorikov, 1935, *Smicromyrme* 70
 kiritschenkoi Skorikov, 1935, *Dasylabris* 88
 klugiana (André, 1902), *Trogaspidia catanensis* var. 84
 kochi Invrea, 1950, *Myrmilla* 37
 koenigi Radoszkowski, 1888, *Dasylabris* 88
 kohli (Magretti, 1892), *Bischoffitilla* 127
 kokpetica (Radoszkowski, 1885), *Pseudophotopsis* 26, 110, 113, 115, 117
 kokpetica Radoszkowski, 1885, *Agama* 23
kokujevi Skorikov, 1927, *Myrmilla* 35
 kolthoffi Hammer, 1950, *Trogaspidia* 84
 komarovii (Radoszkowski, 1885), *Pseudophotopsis* 26, 121
 komarovii Radoszkowski, 1885, *Agama* 23
 kondarensis Lelej, 1985, *Dasylabris* 92
kopetdaga Skorikov, 1935, *Dasylabris* 100
 koxiana (Chen, 1957), *Bischoffitilla* 127
 kozlovi (Lelej, 1976), *Physetopoda* 59

- kozlovi Skorikov, 1935, *Dasylabris* 89
Krombeinella Pate, 1947 11, **17**, 112, 113
Krombeinidia Lelej 124
 kruegeri (Invrea, 1932), *Spinulotilla* 48
 kruegeri Invrea, 1953, *Dasylabris* 93
Kudakrumiinae Krombein, 1979 11, **22**,
 109, 110, 114
kuehlhorni Invrea, 1963, *Smicromyrme* 72
kumakana Skorikov, 1935, *Myrmilla* 33
 kurda (Skorikov, 1935), *Smicromyrme* 75
 kurzenkoi Lelej, 1985, *Smicromyrme* 68
kuschakewitzi Radoszkowski, 1888, *Mutilla* 43
kusdasi Invrea, 1965, *Myrmilla capitata* ssp. 39
kuznetzovi (Skorikov, 1935), *Skorikovia* 64
- L**
- labecua Nagy, 1968, *Myrmilla* 34
laevigata Sichel et Radoszkowski, 1870,
Mutilla 43
 lagmana Lelej, 1980, *Myrmilla* 38
 lamellata (Mickel, 1933), *Bischoffitilla* 127
lampedusia Invrea, 1957, *Smicromyrme* 70
laticeps (Radoszkowski, 1888), *Myrmilla* 31
latreillei (Meyer 1794), *Myrmilla* 33
 lehri Lelej, 1985, *Smicromyrme* 66
 leopoldinus (Invrea, 1955), *Blakeius* 30
lepida (Klug, 1835), *Dasylabris* 91
 lethargia (Cameron, 1900), *Bischoffitilla* 127
 leucopyga (Klug, 1829), *Lobotilla* 81
 leucopyga Klug, 1829, *Mutilla* 81
 lewisi Mickel, 1935, *Smicromyrme* 70
 lezginica (Radoszkowski, 1885), *Myrmilla* 34
libyca Invrea, 1953, *Dasylabris* 93
libyca Invrea, 1953, *Smicromyrme* 75
 lichtensteini Tournier, 1889, *Mutilla* 107
lidmilae Hoffer, 1938, *Smicromyrme rufipes* f. 72
ligustica (Invrea, 1951), *Physetopoda* 60
 limi (Chen, 1957), *Nemka* 55
lineata (Hoffer, 1938), *Physetopoda* 58
 lingnani (Mickel, 1933), *Bischoffitilla*
sauteri ssp. 127
 lingnani (Mickel, 1933), *Trogaspidia* 84
Liomotilla André, 1907 11, **31**, 116, 117
 litoralis (Petagna, 1787), *Tropidotilla* 49,
 111, 112, 119
 litoralis Petagna, 1787, *Mutilla* 48
litoralis sensu Morawitz, 1891, *Mutilla* 46
Lobotilla Bischoff, 1920 12, **81**, 124, 125
 long Lelej, 1995, *Andreimyrme* 50
longicapitata Skorikov, 1935, *Myrmilla* 34
longicollis (Tournier, 1889), *Krombeinella* 18
longicollis sensu André, 1900, *Krombeinella* 18
longistigma Invrea, 1960, *Smicromyrme* 75
lucasi Sichel et Radoszkowski, 1870, *Mutilla* 39
lucasi Sichel et Radoszkowski, 1870, *Myr-*
motilla 39
lucasiella Lelej, nom. n., *Myrmotilla* 39
lucasia (Smith, 1855), *Physetopoda* 60
lucens Invrea, 1963, *Smicromyrme* 75
luctuosa (Lucas, 1849), *Stenomutilla* 103
luctuosa (Radoszkowski, 1865), *Nemka* 56
lugubris (Fabricius, 1804), *Dasylabris* 98, 107
lunarifasciata (André, 1894), *Bischoffitilla* 127
lutescens Invrea, 1954, *Smicromyrme*
rufipes var. 69
lybica Invrea, 1932, *Smicromyrme* 75
lybica Invrea, 1940, *Dasylabris* 93
lyuateyi Invrea, 1953, *Dasylabris* 98
- M**
- macquarti (Lepeletier, 1845), *Nemka vidu-*
ata ssp. 56
Macromyrme Lelej, 1984 11, **41**, 119, 120
macrura Nagy, 1968, *Myrmilla* 35
maculata (Hoffer, 1938), *Physetopoda* 58
maculata Nonveiller, 1959, *Smicromyrme*
orientalis var. 66
maculosa (Olivier, 1811), *Ronisia* 47
maesta Chen, 1957, *Mutilla rugiceps* ssp. 44
malica (Zavattari, 1913), *Bischoffitilla* 127
mammalifera (Chen, 1957), *Bischoffitilla* 127
manderstiernii (Radoszkowski, 1865), *Dasy-*
labris 90
manderstiernii (Radoszkowski, 1865), *Dasy-*
labris manderstiernii ssp. 90
mandibularis Lelej, 1985, *Tricholabiodes* 105
mareotica Invrea, 1951, *Smicromyrme* 76
margiana Lelej, 1985, *Smicromyrme* 66
marginata Baer, 1848, *Mutilla* 43
maritima Chen, 1957, *Trogaspidia* 85
marmarica Invrea, 1932, *Tricholabiodes* 105
marocana (Olivier, 1811), *Ronisia* 47
maroccana (Suárez, 1960), *Krombeinella* 18
massageta Lelej, 1985, *Smicromyrme* 65
mateui Giner, 1945, *Myrmilla* 38
mateui Giner, 1945, *Pseudophotopsis* 26

- mateui Suárez, 1953, *Smicromyrme* 76
 matritensis (Mercet, 1905), *Smicromyrme* 76
 matruhana Invrea, 1960, *Smicromyrme* 76
 maura (Linnaeus, 1758), *Dasylabris* 93
 maura (Linnaeus, 1758), *Dasylabris maura*
 ssp. 93
 maura Bischoff, 1920, *Pseudophotopsis* 26
 mauritanica Invrea, 1953, *Myrmilla* 38
 mauromoustakisi Invrea, 1940, *Smicro-*
 myrme 76
mauroopsis Skorikov 1935, *Dasylabris* 90
mavromoustakisi (Suárez, 1959), *Pseudo-*
 photopsis 25
 mavromoustakisi Hammer, 1950, *Myrmilla* 38
 maximinae (Magretti, 1892), *Bischoffitilla* 127
 meda Skorikov, 1927, *Myrmilla* 38
medialis Lelej, 1975, *Dasylabris* 98
medoides Skorikov, 1935, *Myrmilla* 33
 medon Smith, 1855, *Mutilla* 83
megacephala (Costa, 1858), *Myrmilla* 34
megacephala Costa, 1858, *Rudia* 31
 megalophthalma Bischoff, 1916, *Protomu-*
 tilla 22
melaclena (Invrea, 1958), *Physetopoda* 59
 melanaria (André, 1898), *Mutilla quinque-*
 maculata var. 44
melanaria (Blanchard, 1849), *Myrmosa* 20
melanica Nonveiller, 1994, *Stenomutilla*
 argentata f. 102
melanocephala (Fabricius, 1793), *Myrmosa* 19
melanocephala Skorikov, 1935, *Pseudopho-*
 topsis pavlovskyi var. 27
 melanolepis (Costa, 1884), *Smicromyrme* 76
 melanosoma Suárez, 1958, *Smicromyrme*
 berberica var. 73
 melanothorax (André, 1901), *Physetopoda*
 punctata var. 61
 melicerta Smith, 1855, *Mutilla* 87
 mendizabali (Suárez, 1956), *Physetopoda* 60
 menozzii Invrea, 1950, *Myrmilla* 35
 merceti (André, 1904), *Smicromyrme* 76
 merope Smith, 1855, *Dasylabris* 91
mervensis (Radoszkowski, 1893), *Artiotilla* 80
 mesasiatica Lelej, 1985, *Smicromyrme* 66
 mesomelaena Bischoff, 1921, *Dasylabris* 89
 mesopotamica (Bischoff, 1914), *Trogaspidia* 85
 mesopotamica Bischoff, 1920, *Ephutomma* 53
 metanotalis (André, 1902), *Smicromyrme* 76
 metanotalis ssp. 76
 mickeli (Chen, 1957), *Bischoffitilla* 127
Mickelomyrme Lelej, 1995 12, **54**, 121, 123
 mikado Cameron, 1900, *Mutilla* 44, 111
militans (Dalla Torre, 1897), *Bischoffitilla* 29
 minoensis Nonveiller, 1972, *Ronisia brutia*
 ssp. 46
 minuta (Morawitz, 1894), *Pseudomyrmosa* 23
 minuta Lelej, 1985, *Ephutomma* 53
 minuta Lelej, 1985, *Smicromyrme* 65
 minuta Morawitz, 1894, *Myrmosa* 22
 miogramma Skorikov, 1935, *Dasylabris* 98
 miranda Lelej, 1976, *Dasylabris* 89
 miranda Nonveiller et Gros, 1996, *Smicro-*
 myrmilla 28
mirifica Skorikov, 1935, *Dasylabris* 97
miscisis (Chen, 1957), *Physetopoda* 60
 mitra Lelej, 1980, *Dasylabris* 95
 mixta (André, 1903), *Dasylabris* 95
mlokozewitzii Radoszkowski, 1885, *Dasyla-*
 bris 95
 mochii Invrea, 1962, *Smicromyrme* 77
 moesica Suárez, 1981, *Myrmosa* 20
moltonii (Invrea, 1955), *Physetopoda* 62
momidziyama Tsuneki, 1972, *Smicromyrme* 70
 mongolensis (Suárez, 1974), *Ephutomma* 53
 mongolica (Radoszkowski, 1861), *Dasyla-*
 bris 95
mongolica Dasylabris 115
 mongolica Suárez, 1974, *Myrmosa* 20
monopunctata Lelej, 1977, *Smicromyrme*
 hasanensis f. 68
monspeliensis (Lepelletier, 1845), *Ronisia* 46
 monstrosa André, 1901, *Mutilla marginata*
 var. 44
montana (Panzer, 1805), *Physetopoda* 59
montana Panzer, 1805, *Mutilla* 57
 montarcense (Giner, 1944), *Ephutomma* 53
 moralesi Giner, 1945, *Myrmilla* 38
moravica (Hoffer, 1936), *Physetopoda* 58
 morawitzi Lelej, 1979, *Smicromyrme* 65
morawitzi (Dalla Torre, 1897), *Ronisia* 46
Morysmula Suárez, 1963 21
 moslemita Bischoff, 1920, *Trogaspidia*
 divisa f. 84
 muii (Mickel, 1935), *Bischoffitilla* 127
 multidentata (André, 1897), *Bischoffitilla* 127

- muscifex Gistel, 1857, *Myrmosa* 108
 mutica (André, 1903), *Myrmilla* 35
Mutilla Linnaeus, 1758 11, 23, 27, 31, 39,
 42, 86, 101, 107, 120
 Mutillariae Latreille, 1802 17
Mutillidae Latreille, 1802 11, 17
Mutillinae Latreille, 1802 11, 41, 109, 111, 118
Mutillini Latreille, 1802 11, 41, 118, 119
 myrmecium Klug, 1817, *Mutilla* 107
Myrmilla subg. 31
Myrmilla Wesmael, 1852 11, 29, 31, 40,
 116, 118
 myrmillicephalo (Skorikov, 1935), *Paramyr-*
mosa 21, 110
Myrmillinae Bischoff, 1920 11, 28, 109,
 111, 114
Myrmillini Bischoff, 1920 28
Myrmosa Latreille, 1796 11, 17, 19, 21,
 108, 112, 113
myrmosina (Dalla Torre, 1897), *Pseudomyr-*
mosa 23
Myrmosinae Fox, 1894 11, 17, 109, 110, 112
Myrmosini Fox, 1894 17
Myrmotilla Bischoff, 1920 11, 39, 116, 117
 myrtacea (Invrea, 1951), *Physetopoda ligus-*
tica var. 60
- N**
- nada Argaman, 1988, *Nanomutilla* 27
 naefi (Invrea, 1952), *Krombeinella* 18
 naefi Invrea, 1953, *Smicromyrme* 77
nana (Suárez, 1958), *Blakeius* 30
nana Bischoff, 1916, *Protomutilla* 22
Nanomutilla André, 1900 11, 27, 114
Nanomutillinae Suárez, 1975 27
Nanomyrme Lelej, 1977 11, 45, 119, 120
 negrei (Suárez, 1958), *Blakeius bipunctatus* 30
 negrei Suárez, 1965, *Smicromyrme* 77
Nemka Lelej, 1985 12, 54, 121, 123
nemoralis (Baer, 1848), *Smicromyrme* 71
Neotrogaspidia Lelej, 1996 12, 82, 124, 125
 nevadensis Suárez, 1965, *Dasytibris iberica*
 ssp. 92
nigra (Rossi, 1792), *Smicromyrme* 71
nigra (Saunders, 1890), *Tropidotilla litoralis*
 var. 50
nigra (Smith, 1858), *Trogaspidia* 43
nigra Latreille, 1809, *Myrmosa* 19, 20
nigra Lapeletier, 1845, *Myrmosa* 20
nigrescens (André, 1901), *Physetopoda sub-*
comata var. 62
nigrescens (Nonveiller, 1958), *Dentilla er-*
rana var. 51
nigrescens Hoffer, 1938, *Mutilla europaea* f. 43
nigriceps (S. S. Saunders, 1850), *Krombeinella* 18
nigriceps Nonveiller, 1959, *Smicromyrme* 66
nigricollaris Skorikov, 1935, *Smicromyrme*
rufipes var. 72
nigricollis (Hoffer, 1936), *Physetopoda* 62
nigricula Mickel, 1935, *Smicromyrme*
lewisi ssp. 70
nigrifica Skorikov, 1935, *Dasytibris steno-*
thoracica var. 100
nigrifrons (André, 1901), *Myrmilla lezginica*
 var. 34
nigripes (Fabricius, 1793), *Dasymutilla* 86
nigrita (Panzer, 1801), *Smicromyrme* 71
nigrithorax (André, 1902), *Physetopoda*
pusilla var. 61
nigrocapitata Skorikov, 1935, *Smicromyrme* 67
nigrociliata Hoffer, 1938, *Dasytibris maura* f. 93
nigrofasciata Yasumatsu, 1931, *Myrmosa* 20
 nikolajevi Lelej, 1985, *Smicromyrme* 70
 nikoskajae Lelej, 1985, *Smicromyrme* 65
nilotica (Klug, 1829), *Dasytibris* 91
 niloticus Suárez, 1967, *Tricholabiodes* 105
 nipponica (Tsuneki, 1972), *Yamanetilla* 106
 nipponica Tsuneki, 1972, *Odontomutilla* 106
nitidiventris (Klug, 1829), *Lobotilla* 82
niveomaculata (André, 1898), *Trogaspidia* 85
nodoa (Mickel, 1933), *Trogaspidia* 85
 nonveilleri Invrea, 1954, *Smicromyrme* 67
Nonveilleridia Lelej 124
nostras Skorikov, 1935, *Dasytibris* 94
notomelanica Suárez, 1954, *Smicromyrme*
andradei var. 76
notomelas André, 1902, *Mutilla* 43
 novaki Invrea, 1954, *Smicromyrme* 67
novemguttata (Klug, 1835), *Ronisia* 47
 nuptura (Mercet, 1905), *Smicromyrme* 77
Nuristanilla Lelej, 1980 12, 57, 120, 122
 nuristanus Lelej, 1980, *Tricholabiodes* 105
- O**
- obenbergeri* (Hoffer, 1938), *Physetopoda* 58
oblectabilis (Mickel, 1934), *Bischoffitilla* 127

- obliterata (Smith, 1855), Pseudophotopsis 26
obscura (Suárez, 1958), Blakeius 30
obscura Nonveiller, 1959, Ctenotilla
 pectinifera var. 41
obscura Nylander, 1847, Mutilla 43
obscura Skorikov, 1935, Dasylabris 98
 obscurata Invrea, 1953, Smicromyrme
 libyca var. 75
 obscurilamina (Chen, 1957), Orientidia 80
 obscuripes (Tournier, 1889), Krombeinella 18
 obscurithorax (André, 1902), Smicromyrme
 partita ssp. 78
 occidentalis (Linnaeus), Dasymutilla 115
octomaculata (Spinola, 1843), Ronisia 47
 oculata (Fabricius, 1804), Radoszkowskii 83
oculosa Skorikov, 1935, Pseudophotopsis 26
 ocyptote (Mickel, 1934), Bischoffitilla 127
Odontomutilla Ashmead, 1899 12, **106**, 126
Odontomutillini Lelej, 1983 12, **106**, 126
Odontotilla Bischoff, 1920 11, **39**, 117
olcesei (Tournier, 1895), Myrmilla 37
 olivieri (Sichel et Radoszkowski, 1870),
 Dasylabris 89
opaca (Lepeletier, 1845), Lobotilla 82
 opipara (Zavattari, 1913), Bischoffitilla 127
 opistomelas Invrea, 1950, Smicromyrme 65
oraniensis (Lucas, 1849), Dasylabris 91
 oratoria (Chen, 1957), Phyetopoda 60
orientalis Nonveiller, 1959, Smicromyrme 66
Orientidia Lelej, 1996 12, **80**, 123
Orientilla Lelej, 1979 12, **101**, 125
ornata (Klug, 1829), Dasylabris 87
 orthophthalma (Skorikov, 1935), Pseudo-
 photopsis 26
 ortizi (Suárez, 1954), Blakeius 30
 osellai Nonveiller, 1994, Stenomutilla 103
otini (Giner, 1959), Blakeius 30
- P**
- paedemontana* (Fabricius, 1794), Nemka 55
 palaca (Cameron, 1902), Bischoffitilla 127
 palaestinensis Suárez, 1967, Tricholabiodes
 pedunculatus ssp. 106
palaestinensis Invrea, 1965, Artiotilla bigutta-
 ta f. 80
 pallidicornis Bischoff, 1920, Tricholabiodes 105
 pallidus Lelej, 1985, Tricholabiodes 105
 pallipes (Lelej, 1985), Skorikovia 64
 panfilovi Lelej, 1981, Mutilla 44
panzeri Lepeletier, 1845, Mutilla 43
Paramyrme Lelej, 1977 57
Paramyrmosa Saussure, 1880 11, **21**, 112, 113
Paramyrmosa Suárez, 1963 17
 parasinuata Invrea, 1965, Ronisia 48
 pardoii Suárez, 1953, Smicromyrme 77
parens (Costa, 1860), Stenomutilla 103
 parila (Nagy, 1970), Nanomutilla 27
paripunctata (Sichel et Radoszkowski,
 1870), Trogaspidia 83
 partita (Klug, 1835), Smicromyrme 77
parvicollis (Costa, 1860), Myrmilla 36
parvula (Kriechbaumer, 1896), Cystomutilla 86
 parvula (Magretti), Odontomutilla 115
 patrizii Invrea, 1932, Tricholabiodes 105
paupera Skorikov, 1935, Dasylabris steno-
 thoracica var. 100
pauperata (Sichel et Radoszkowski, 1870),
 Tropidotilla 50
 paupertina Skorikov, 1935, Dasylabris 98
 pavesii (Magretti, 1884), Trogaspidia 85
 pavlovskiyi Skorikov, 1935, Dasylabris 89
 pavlovskiyi Skorikov, 1935, Pseudophotopsis 26
pectinifera (André, 1893), Ctenotilla 41
pectinifera André, 1893, Mutilla 41
pedunculata Klug, 1829, Mutilla 104
pedunculatus (Klug, 1829), Tricholabiodes 106
 pekiniana (André, 1905), Sinotilla 63
 perakensis (Pagden, 1934), Bischoffitilla 127
 perfecta (Sichel et Radoszkowski, 1870),
 Spilomutilla 40
 perfecta Sichel et Radoszkowski, 1870, Mu-
 tilla 40
 peringueyi André, 1911, Mutilla 48
 perisii (Sichel et Radoszkowski, 1870), Smi-
 cromyrme 67
perparvula Invrea, 1958, Myrmilla calva f. 32
persa (Skorikov, 1935), Smicromyrme 75
 persica (Sichel et Radoszkowski, 1870),
 Dentilla 52, 111
 persicus Suárez, 1967, Tricholabiodes 105
 persuasa (Cameron, 1900), Bischoffitilla 127
 pertyana Gistel, 1857, Mutilla 108
 perversa (Cameron, 1897), Bischoffitilla 127
 pervittata (André, 1902), Ronisia barbara var. 45
 peterseni Lelej, Krombeinidia 124
 Peterseniidina Lelej, 1996 80

- Peterseniini** Lelej, 1996 12, **80**, 118, 119, 123
petiolaris (Fabricius, 1804), *Smicromyrme* 71
petiolaris (Radoszkowski, 1865), *Dasylabris* 99
petiolata (Baer, 1848), *Dasylabris* 99
petulata (Smith, 1874), *Neotrogaspidia* 82
pharaonis (André, 1902), *Tropidotilla* 50
Physetopoda Schuster, 1949 12, **57**, 122, 123
pierrei (Suárez, 1958), *Physetopoda* 60
plantouriana Schwartz, 1986, *Smicromyrme* 78
platiensis (De Stefani, 1897), *Smicromyrme* 71
Platymyrmillia André, 1900 11, **39**, 116, 117
pliginskijii (Lelej, 1984), *Skorikovia* 64
pluripicta Invrea, 1965, *Smicromyrme* 78
pondicherensis (Sichel et Radoszkowski, 1870), *Nemka* 55
popovi Skorikov, 1935, *Dasylabris* 99
portschinskii (Radoszkowski, 1888), *Physetopoda* 61
pouzdranensis Hoffer, 1936, *Smicromyrme* 78
praetermissa Skorikov, 1927, *Myrmilla* 38
priesneri Invrea, 1960, *Smicromyrme* 78
priesneri Invrea, 1963, *Trogaspidia* 85
primana Skorikov, 1935, *Promecilla* 63, 111
Promecilla André, 1903 12, **63**, 122
pronotalis (Mercet, 1903), *Physetopoda montana* var. 62
propinqua (Cresson), *Pseudomethoca* 115
propinqua Nonveiller, 1994, *Stenomutilla hottentota* f. 103
propodealis Skorikov, 1935, *Myrmilla* 35, 110
propodealis Suárez, 1959, *Smicromyrme partita* f. 78
proserpina Smith, 1858, *Mutilla* 80
Protomutilla Bischoff, 1916 11, **22**
Protrogaspidia Lelej, 124
protunensis Skorikov, 1935, *Nemka* 56
przewalskii Lelej, 1976, *Dasylabris* 89
psammodes Gistel, 1857, *Myrmosa* 108
pseudobimaculata (Suárez, 1959), *Physetopoda montana* f. 60
pseudocypria Invrea, 1940, *Dasylabris* 91
pseudomongolica Ovchinnikov, 2002, *Dasylabris* 95
pseudomontana (Hoffer, 1936), *Physetopoda* 59
Pseudomutilla Costa, 1885 36
Pseudomyrmosa Suárez, 1980 11, **22**, 114
pseudoorientalis Nonveiller, 1979, *Smicromyrme* 67
Pseudophotopsidinae Bischoff, 1920 11, **23**, 109, 110
Pseudophotopsini Bischoff, 1920 23
Pseudophotopsis André, 1896 11, **23**, 109, 110
puerilis (Cameron, 1897), *Bischoffitilla* 127
pulawskii Suárez, 1975, *Smicromyrme* 69
pulla (Nylander, 1847), *Paramyrmosa* 21
pulverifex Gistel, 1857, *Mutilla* 108
punctata (Latreille, 1792), *Physetopoda* 61
punctum (Lepelletier, 1845), *Sigilla* 40
pungens (Smith, 1873), *Bischoffitilla* 29, 127
pungens (Smith, 1874), *Bischoffitilla* 29
punica Suárez, 1979, *Paramyrmosa* 21
pura (André, 1901), *Skorikovia* 64
pusilla (Klug, 1835), *Physetopoda* 61
pustulata (Smith, 1873), *Neotrogaspidia* 82
pustulata Smith, 1873, *Mutilla* 82
Pycnotilla Bischoff, 1920 45
pyramidarum (André, 1910), *Smicromyrme* 78
pyriformis Gistel, 1857, *Mutilla* 108
- Q**
- quadricincta* Giner, 1945, *Stenomutilla* 103
quadrimaculata (Lucas, 1849), *Physetopoda* 61
quadrimaculata (Radoszkowski, 1865), *Dasylabris* 94
quadrimaculata (Sichel et Radoszkowski, 1870), *Dasylabris* 96
quadrinotata Klug, 1829, *Mutilla* 44
quadriripunctata (Olivier, 1811), *Physetopoda* 61
quadriripunctata (Sichel et Radoszkowski, 1870), *Dasylabris maura* var. 96
quadruplex (Chen, 1957), *Yamanetilla* 106
quinquedentata (Morawitz, 1890), *Dentilla* 51
quinfasciata (Olivier, 1811), *Platymyrmillia* 40
quinfasciata Olivier, 1811, *Mutilla* 39
quinquemaculata Cyrillo, 1787, *Mutilla* 44, 108
quinquemaculata Skorikov, 1935, *Dasylabris maura nostras* var. 94
quinquepunctata Olivier, 1811, *Mutilla* 44
- R**
- radoszkovskii* (Skorikov, 1935), *Skorikovia* 64
Radoszkowskii Ashmead, 1903 12, **82**, 124, 125
radoszkowskyi (Morawitz, 1890), *Pseudophotopsis* 24

- radoszkowskyi (Saussure, 1880), *Paramyrmosa* 21
 radoszkowskyi Saussure, 1880, *Myrmosa* 21
 rasnitsyni Lelej, 1986, *Protomutilla* 22
razzautii Invrea, 1957, *Ronisia barbara* f. 47
rectagonum Invrea, 1953, *Smicromyrme* 78
rectangulata (Chen, 1957), *Physetopoda* 60
regalis (Fabricius, 1793), *Dasylabris* 99, 111
regalis Fabricius, 1793, *Mutilla* 97
regia Smith, 1855, *Mutilla* 63
retinula Chen, 1957, *Trogaspidia* 85
rhea (Mickel, 1933), *Trogaspidia* 85
rhea (Mickel, 1933), *Trogaspidia rhea* ssp. 85
Rhombotilla Nagy, 1966 69
Rhopalomutilla sp. 115
richterai Lelej, 1984, *Mutilla* 44
riparia Nagy, 1966, *Smicromyrme* 69
ritneri (Dalla Torre, 1897), *Trogaspidia* 84
robusta (Skorikov, 1935), *Pseudophotopsis schachruda* var. 25
robusta (Smith, 1855), *Ronisia* 46
robustior (André, 1901), *Myrmilla capitata* var. 37
rondani (Spinola, 1843), *Stenomutilla* 101
Ronisia Costa, 1858 11, 45, 120
rostriformis Lelej, 1980, *Myrmilla* 35
roxane (Mickel, 1934), *Bischoffitilla* 127
rubescens (André, 1901), *Dentilla* 51
rubidula Invrea, 1953, *Smicromyrme* 78
rubricans (Lepelletier, 1845), *Dasylabris* 93
rubricollis (Lucas, 1849), *Ronisia* 48
rubricula (Invrea, 1953), *Physetopoda jacobii* var. 61
rubrinota (Invrea, 1958), *Ronisia barbara* f. 45
rubripes (André, 1901), *Trogaspidia* 85
rubripes Invrea, 1965, *Stenomutilla* 103
rubripes Invrea, 1967, *Stenomutilla* 103
rubrocincta (Lucas, 1849), *Physetopoda* 61
rubrocincta Lucas, 1849, *Mutilla* 57
rubrosignata (Radoszkowski, 1865), *Dasylabris* 96
Rudia Costa, 1858 31
rudolfae (Lelej, 1984), *Physetopoda* 58
ruficeps (Smith, 1855), *Cystomutilla* 86, 110
ruficeps Hoffer, 1938, *Mutilla europaea* f. 43
ruficeps Smith, 1855, *Mutilla* 86
ruficollis (Fabricius, 1793), *Smicromyrme* 70
ruficollis (Fabricius, 1793), *Smicromyrme ruficollis* 70
rufinodis Giner, 1947, *Stenomutilla* 103
rufipes (Fabricius, 1787), *Smicromyrme* 71
rufipes Fabricius, 1787, *Mutilla* 64, 117
rufithorax Giner, 1959, *Smicromyrme* 78
rufocapitata Skorikov, 1935, *Smicromyrme* 67
rufocephala (André, 1903), *Dasylabris* 95
rufomaculata Hoffer, 1938, *Myrmosa melanocephala* f. 20
rufonota (Suárez, 1958), *Blakeius* 30
rufosquamulata (André, 1904), *Physetopoda* 62
rufothoracica (Skorikov, 1935), *Ephutomma incerta* var. 54
rufothoracica Bischoff, 1920, *Pseudophotopsis* 27
rufula (André, 1901), *Smicromyrme* 78
rufula Hoffer, 1938, *Mutilla europaea* f. 43
rufula Invrea, 1965, *Smicromyrme bytinskii* f. 73
rugiceps Morawitz, 1890, *Mutilla* 42
rugicollis (Westwood, 1843), *Bothriomutilla* 42
rugosa Provancher, 1882, *Ischioceras* 19
rungsi Giner, 1959, *Stenomutilla* 103
rutilans (Nonveiller, 1972), *Dentilla errana* f. 51
- S**
- sabatia* Invrea, 1953, *Smicromyrme* 65
sabulicola (Skorikov, 1935), *Dentilla* 52
sabulosa (Klug, 1835), *Stenomutilla* 102
sabulosa (Skorikov, 1935), *Dentilla* 52
saffica (Zavattari, 1913), *Bischoffitilla* 127
saharae (Cockerell, 1907), *Myrmilla* 35
saharica (Giner, 1945), *Dentilla* 52
saharicus Suárez, 1967, *Tricholabiodes* 105
salentina (Costa, 1858), *Tropidotilla* 49
saltatrix Scopoli, 1763, *Mutilla* 108
saltensis Radoszkowski, 1885, *Mutilla* 44, 115
sanguinicollis (Klug, 1829), *Ephutomma* 53
sarafschani (Radoszkowski, 1877), *Dasylabris* 96
sardiniensis (Costa, 1885), *Myrmilla* 37
sardiniensis Costa, 1885, *Pseudomutilla* 36
sareptana (André, 1901), *Tropidotilla* 50
sarmatica Skorikov, 1927, *Myrmilla* 37
sarta Skorikov, 1927, *Myrmilla* 36
saundersivora Ferton, 1921, *Stenomutilla argentata* var. 102
saussurei Sichel et Radoszkowski, 1870, *Mutilla* 106
sauteri (Zavattari, 1913), *Bischoffitilla sauteri* ssp. 127

- subiaensis* (Giner, 1945), *Paramyrmosa* 22
schachruda (Skorikov, 1935), *Pseudophotopsis* 25
schaefferi Schrank 1802, *Mutilla* 42
schemeana Invrea, 1953, *Smicromyrme* 79
schenki (Schmiedeknecht, 1907), *Physetopoda* 59
schlettereri (Morawitz, 1890), *Pseudomyrmosa* 23, 115
schmiedeknechti (André, 1903), *Myrmilla* 36
schulthessi André, 1893, *Mutilla* 42
schwarzi Suárez, 1975, *Smicromyrme* 67
scissa (André, 1903), *Dasylabris* 90
Scolia 102
scorteccii Invrea, 1939, *Mutilla* 44
scrupea (Say), *Ephuta* 115
scutellaris (Latreille, 1792), *Physetopoda* 62
scutellata (Invrea, 1953), *Krombeinella* 18
scutula Skorikov, 1935, *Dasylabris* 99
sefrana (André, 1903), *Dasylabris arabica* var. 87
sejugis (Radoszkowski, 1885), *Stenomutilla* 104
selangorensis (Pagden, 1934), *Bischoffitilla* 127
selevkida (Skorikov, 1935), *Pseudophotopsis* 24
sellata (Panzer, 1797), *Smicromyrme* 71
semenovi (Skorikov, 1935), *Ephutomma* 54
seminigra Hoffer, 1938, *Myrmilla calva* f. 32
semirubra Bischoff, 1920, *Ephutomma* 53
semirubra Nonveiller, 1972, *Myrmilla calva* f. 32
semirufa (André, 1893), *Tropidotilla* 50
semistriata Klug, 1829, *Mutilla* 104
semistriatus (Klug, 1829), *Tricholabiodes* 105
septentrionalis Hoffer, 1936, *Smicromyrme* 68, 69
sericeiceps (André, 1901), *Physetopoda* 62
sericeiventris (Costa, 1864), *Ronisia* 46
serratula (Cameron, 1892), *Bischoffitilla* 127
serta (Radoszkowski, 1885), *Smicromyrme* 72
sexmaculata (Baer, 1848), *Ronisia* 46
sexmaculata (Cyrillo, 1787), *Ronisia* 45
shelkovnikovi Lelej, 1985, *Dasylabris* 99
shelkovnikovi Skorikov, 1935, *Stenomutilla* 102
shnitnikovi Skorikov, 1935, *Myrmilla* 35
siberica (Christ, 1791), *Dasylabris* 96
sibiricus Sharov, 1957, *Cretavus* 107
sicana (De Stefani, 1887), *Smicromyrme* 69
sicana De Stefani, 1887, *Mutilla* 68
Sigilla Skorikov, 1927 11, **40**, 116, 117
signata (Klug, 1829), *Smicromyrme* 79
simia Skorikov, 1935, *Nemka* 56
similis (Lelej, 1984), *Physetopoda* 62
similis Harris, 1782, *Mutilla* 42
simplica (Radoszkowski, 1865), *Tropidotilla* 49
simplicifascia Sichel et Radoszkowski, 1870, *Mutilla* 82
sinensis (Smith, 1855), *Odontomutilla* 106
Sinotilla Lelej, 1995 12, **63**, 121, 122
sinuata (Olivier, 1811), *Macromyrme* 41
skorikovi Lelej, 1971, *Dasylabris* 96
skorikovi Lelej, 1985, *Myrmilla* 38
Skorikovia Ovchinnikov, 2002 12, **63**, 121, 123
slovaca Hoffer, 1938, *Dasylabris italica* f. 99
Smicromyrme subg. 69
Smicromyrme Thomson, 1870 12, 51, 54, 57, **64**, 66, 68, 69, 81, 122, 123
Smicromyrmilla Suárez, 1965 11, **28**, 114
Smicromyrmillini Argaman, 1988 11, 28, 114
Smicromyrmini Bischoff, 1920 12, **50**, 118, 119, 120
soconusca (Mercet, 1905) *Tropidotilla litoralis* var. 50
sogdiana (Lelej, 1971), *Ephutomma* 53
sogdiana Suárez, 1981, *Pseudomyrmosa* 23
speciosa (Lelej, 1980), *Dentilla* 52
Sphaerophthalmi Ashmead, 1903 86
Sphaerophthalmiinae Schuster, 1949(1903) 12, **86**, 109, 110
Sphaerophthalmi Schuster, 1949(1903) 12, **86**
Sphinctomutilla André, 1899 23
Spilomutilla Ashmead, 1903 11, **40**, 114, 117
spinolae (Lepelletier, 1845), *Krombeinella* 18
spinolae (Lepelletier, 1845), *Sigilla* 40
Spinulotilla Bischoff, 1920 11, **48**, 119
Squamulotilla Bischoff, 1920 116, 127
Squamulotilla sensu Mickel 28, 127
Stenomutilla André, 1896 12, **101**, 125
Stenomutilla subg. 101
stenothoracica Skorikov, 1935, *Dasylabris* 100
stenothorax Suárez, 1967, *Tricholabiodes* 106
stepposa Lelej, 1984, *Smicromyrme* 69
strandii (Zavattari, 1913), *Smicromyrme* 72
strangulata (Smith, 1879), *Bischoffitilla* 29, 127
stribligata (Sichel et Radoszkowski, 1870), *Tropidotilla* 49
stridula (Rossi, 1790), *Nemka* 55

- suavis* Gerstaecker, 1873, Mutilla 81
subalpina (Ressl, 1960), Physetopoda 59
subcomata (Wesmael, 1852), Physetopoda 62
subcornuta (Morawitz, 1893), Myrmilla 34
subdebilis (Mickel, 1934), Bischoffitilla 127
suberrata Invrea, 1957, Smicromyrme 65
substriolata (Chen, 1957), Andreimyrme 50
subtilis Invrea, 1953, Smicromyrme 79
subtriangularis (Mickel, 1934), Bischoffitilla 127
subtunensis (Skorikov, 1935), Smicromyrme kurda ssp. 75
succedanea Ovchinnikov, 2002, Smicromyrme 65
succinalis Bischoff, 1916, Protomutilla 22
succinicola Bischoff, 1916, Protomutilla 22
sudanensis Suárez, 1967, Tricholabiodes 106
sulcisia Invrea, 1955, Smicromyrme 79
sulpicilla (Mickel, 1934), Bischoffitilla 127
sungora (Pallas, 1773), Dasytibris maura ssp. 94, 110-113, 117
susiana Skorikov, 1927, Myrmilla 35
suspecta (André, 1903), Dasytibris 96
susterai (Hoffer, 1936), Physetopoda 59
syriaca (André, 1900), Pseudophotopsis 27
- T**
- tabida* (Lucas, 1849), Stenomutilla 104
tadzhikistanica Lelej, 1985, Myrmilla 36
tadzhikistanica Lelej, 1985, Smicromyrme 67
taiwana Tsuneki, 1993, Smicromyrme 81
taiwanensis (Mickel, 1933), Nemka 55
Taiwanomyrme Tsuneki, 1993 12, **81**, 123
tangerina (Mercet, 1913), Krombeinella 19
taurica (Radoszkowski, 1865), Ronisia 46
taurica Gistel, 1857, Mutilla 108
tausignata (Chen, 1957), Orientilla 101
tekensis Skorikov, 1935, Smicromyrme 66, 67
tenietensis (André, 1900), Krombeinella 19
tenuitruncata Skorikov, 1935, Myrmilla 38
teranishii Mickel, 1935, Systomutilla 86
terricola Nagy, 1972, Smicromyrme 79
testacea (Klug, 1829), Dentilla 52
tetragona Invrea, 1960, Smicromyrme 79
tetrazonia Skorikov, 1935, Stenomutilla 104, 117
teuta (Mickel, 1934), Bischoffitilla teuta ssp. 127
thoracica (Fabricius, 1793), Krombeinella 19
thoracicus Fabricius, 1793, *Hylaeus* 17
thracia (Suárez, 1963), Krombeinella 19
Ticopla Nagy, 1970 27
Ticoplinae Nagy, 1970 11, **27**, 109, 110, 114
Ticoplini Nagy, 1970 11, **27**, 114
Timullini Krombein, 1972 81
tingitana (André, 1903), Dasytibris 89
Tiphia 55
togata (Ahrens, 1812), Nemka 56
torosa Costa, 1858, Ronisia 45, 46
transcaspica (Radoszkowski, 1888), Trogaspidia 83
transcaucasica (Lelej, 1985), Skorikovia 64
triangularis (Radoszkowski, 1865), Smicromyrme 67
triangulomaculata Skorikov, 1935, Dasytibris 99
triareolata (Spinola, 1841), Myrmilla 32
Tricholabiodes Radoszkowski, 1885 12, **104**, 125, 126
tricincta Skorikov, 1935, Dasytibris maura nostras var. 94
tricolor (Klug, 1829), Trogaspidia 85
tricoloriformis Bischoff, 1920, Glossotilla 81
trifasciata Radoszkowski, 1865, Mutilla 43
trifida (Chen, 1957), Bischoffitilla 127
trilineata Invrea, 1953, Dasytibris 93
trinotata (Costa, 1858), Smicromyrme 79
trioma (Invrea, 1955), Physetopoda 62
triplex (Invrea, 1953), Nemka 56
trisinuosa (Costa 1886), Dasytibris 93
tristis (Klug, 1835), Dasytibris 98
tristis Lelej, 1984, Smicromyrme 72
trituberculata (Mickel, 1933), Bischoffitilla 127
Trogaspidia Ashmead, 1899 12, **83**, 125
Trogaspidiini Bischoff, 1920 12, **81**, 118, 119, 124
troodosica Hammer, 1950, Myrmilla 38
Tropidotilla Bischoff, 1920 11, **48**, 120
tsumekii Haneda, 1979, Myrmosa 20
tuberculata Lapeletier 1845, Mutilla 29
tuberosterna (Chen, 1957), Bischoffitilla 127
tumidula (Mickel, 1933), Bischoffitilla 127
tumidula Nagy, 1972, Smicromyrme 79
tunensis (Fabricius, 1804), Nemka viduata 56
turana Skorikov, 1935, Dasytibris 95
turanica Morawitz, 1893, Smicromyrme 79
turcestanica (Dalla Torre, 1897), Ephutomma 54, 111
turcestanica Dalla Torre, 1897, Mutilla 52

turgajensis (Lelej, 1984), *Physetopoda* 63
 turgayensis Lelej, 1985, *Ephutomma* 54
 turkmenensis Lelej, 1977, *Nanomyrme* 45

U

umbrosa (Mickel, 1934), *Bischoffitilla* 127
 unguiculata (Magretti, 1884), *Trogaspidia* 85
 uncinata (Lucas, 1849), *Physetopoda* 63
 unicolor Say, 1824, *Myrmosa* 19
 unidentata (Tsuneki, 1972), *Bischoffitilla*
 29, 127

unimaculata (Lucas, 1849), *Smicromyrme* 77
unipetiolaris (Radoszkowski, 1866), *Dasy-
 labris* 99
 univittata (André, 1903), *Dasylabris arabica*
 var. 88
 ursina (Nagy, 1972), *Dentilla* 52

V

vagans (Fabricius), *Timulla* 115
 valca (Petersen, 1988), *Ronisia brutia* 47
 valverdei Suárez, 1970, *Dasylabris iberica*
 ssp. 92
variabilis (Hoffer, 1938), *Physetopoda* 58
 variegata (Smith, 1855), *Orientilla* 101
varinella Invrea, 1960, *Smicromyrme* 75
 variolosa Skorikov, 1935, *Myrmilla* 36
vaticinia (Chen, 1957), *Physetopoda* 60
 vaucheri (Tournier, 1895), *Nanomutilla* 27
 vaucheri Tournier, 1895, *Mutilla* 27
 venatrix (Mickel, 1935), *Bischoffitilla* 127
 verhoeffi Suárez, 1959, *Smicromyrme* 67
verticichroma Invrea, 1965, *Tropidotilla*
litoralis f. 50
 vicinaria (Mickel, 1934), *Bischoffitilla teuta*
 ssp. 127
 viduata (Pallas, 1773), *Nemka* 55, 108, 111-
 113, 119
 viduata (Pallas, 1773), *Nemka viduata* ssp. 55
 viduata Pallas, 1773, *Mutilla* 54

vietnamica Lelej, 1979, *Orientilla* 101, 119
 viktorovi Lelej, 1984, *Smicromyrme* 72
villosa (Klug, 1829), *Macromyrme* 41
 vinuta (Nagy, 1972), *Promecilla* 63
 vittata (Olivier, 1811), *Dasylabris* 100
 vladani Nonveiller, 1972, *Smicromyrme* 68
 volatilis (Smith) *Protrogaspidia* 124
vulnericeps (Costa, 1860), *Tropidotilla* 49
 vutshetitshi Skorikov, 1927, *Myrmilla* 39

W

wahrmani (Invrea, 1965), *Dasylabris* 96
 wahrmani Invrea, 1965, *Ronisia* 48
 weidneri (Nagy, 1971), *Dentilla* 52
 westerhauseri Gistel, 1857, *Mutilla* 108
 wolffi (Invrea, 1963), *Krombeinella* 19
 wotani (Zavattari, 1913), *Nemka* 57

Y

Yamanetilla Lelej, 1996 12, **106**, 126
yanoi Mickel, 1935, *Smicromyrme lewisi*
 ssp. 70
yasumatsui (Mickel, 1936), *Nemka* 57
 yoca (Nagy, 1970), *Nanomutilla* 27, 113
 yoca Nagy, 1970, *Ticopla* 27
ypsilon Chen, 1957, *Dasylabris* 92

Z

zarudnyi (Skorikov, 1935), *Pseudophotopsis*
komarovii ssp. 24
 zarudnyi Lelej, 1985, *Dasylabris* 97
 zarudnyi Lelej, 1985, *Dentilla* 52
 zarudnyi Skorikov, 1927, *Myrmilla* 36
zavadili Hoffer, 1938, *Smicromyrme rufipes*
 f. 72
 zavattarii Invrea, 1932, *Smicromyrme* 79
 zimini Skorikov, 1935, *Dasylabris* 100
 zonsteini Ovchinnikov, 2002, *Dasylabris* 100

CONTENTS

Предисловие	5
Preface	6
Introduction	10
Catalogue of Palaearctic Mutillidae	17
Family Mutillidae Latreille, 1802	17
I. Subfamily Myrmosinae Fox, 1894	17
II. Subfamily Kudakrumiinae Krombein, 1979	22
III. Subfamily Pseudophotopsidinae Bischoff, 1920	23
IV. Subfamily Ticoplinae Nagy, 1970	27
Tribe Ticoplini Nagy, 1970	27
Tribe Smicromyrmillini Argaman, 1988	28
V. Subfamily Myrmillinae Bischoff, 1920	28
VI. Subfamily Mutillinae Latreille, 1802	41
Tribe Mutillini Latreille, 1802	41
Tribe Smicromyrmini Bischoff, 1920	50
Tribe Peterseniidiini Lelej, 1996	80
Tribe Trogaspidiini Bischoff, 1920	81
VII. Subfamily Sphaerophthalminae Schuster, 1949(1903)	86
Tribe Sphaerophthalmini Schuster, 1949(1903)	86
VIII. Subfamily Dasylabrinae Skorikov, 1935	87
IX. Subfamily Ephutinae Ashmead, 1903	106
Tribe Odontomutillini Lelej, 1983	106
X. Mutillidae incertae sedis	107
Appendix	109
Key to the Palaearctic subfamilies, tribes and genera	109
Key to the subfamilies	109
Key to the tribes and genera	112
Description of a new genus	126
Summary	128
References	132
Index of Latin names	155

Аркадий Степанович Лелей

КАТАЛОГ ОС-НЕМОК (HYMENOPTERA, MUTILLIDAE)
ПАЛЕАРКТИЧЕСКОЙ ОБЛАСТИ

Научное издание

Утверждено к печати Биолого–почвенным институтом
Дальневосточного отделения
Российской Академии Наук

Оператор верстки *А.С. Лелей*
Художник *Р.К. Стукалова*

Отпечатано с оригинал-макета, изготовленного
в Биолого–почвенном институте ДВО РАН,
минуя редподготовку

Изд. лиц. ИД № 05497 от 01.08.2001 г. Подписано к печати 22.10.2002 г.
Формат 60x90/16. Печать офсетная Усл.п.л. 10,75. Уч.-изд.л. 9,03
Тираж 300 экз. Заказ 188

Отпечатано в типографии ГУП "Издательство «Дальнаука»" ДВО РАН
690041, г. Владивосток, ул. Радио, 7